



SPACE® · PRO·LINE II® · OSP FURNITURE® · WORKSMART®



LIST PRICER

January 2020
Supersedes July 2019



Table of Contents

Chair Finder	4-5	Space® Seating Warranty Information.....	205
Fabrics and Finishes	190-202	Pro•Line II® Warranty Information	205
General Information	203	Work Smart® and General Warranty Information.....	206
OSP® Furniture Lounge, Office Seating and Casegoods Warranty Information.....	204	Multi Purpose Table and Chair Warranty Information	206
		Seating Feature Information	207



13 Series	7-9
15 Series	9
23 and 24 Series	9-10
25 and 27 Series	10
32 Series	11
36 Series (3680 series).....	12
37 Series	13
5200W Series	24
55 Series (Includes 5500 series)	13-16
57 Series/5700 Series	16
62 Series (6216, 6236)	18-19
63 Series	19
67 Series	20
68 Series	20-21
75 Series (Big and Tall)	21
86 Series (REV®)	22-23
86W Series	23
Pulsar Series	23-24
93 Series (9333E Deluxe Conference)	24
213 Series	8, 17-18
215 Series	25
317 Series	25-26
317W Series	24
327 Series	12-13
515 Series (New)	13
521 Series (New)	26-27
529 Series	27-29
657 Series (New)	28
818 and 818A Series	29-30
839 Big and Tall	30
848 Series (848W)	23
867 Series (New)	29
9370 Series	30
Options	31
Fabrics and Backs	32
Space Arms	33



Custom Upholstery Lounge Seating.....	35-37
Lounge Seating (New)	38-43
Ascend II Active Seating (New)	44
Wood Guest Seating	45-47
SIS - Systems in Stock (New)	48-51
Kenwood	53-55
Sonoma	56-58
Townsend	59-61
Intelligent Tables	62-63
Tuxedo (New)	64-68
Napa (New)	69-77
Napa Multi-Position Desk Riser	73
Multipurpose Desk Riser	77
Lodi	78-80
Multipurpose (matches Napa & Lodi laminates)	81-83
Ascend II Electric Height Adjustable Tables (New)	84-90
P.H.A.T. (Pneumatic Height Adjustable Tables)	91-93
Folding/Nesting Training Tables	94-97
Pace	98-100
DesgnLab Gaming Desks and Chairs	100-101
Metal Files, Storage & Pedestals	102-105
Casegood Details	106-108



39200's Big and Tall	110
69220 Series	110
Deluxe Executive Leather (New)	110-111
Pro X996 Series	111-113
HR3 Series	113
SPX Series	113
7200 / 8200 Top Grain Leather.....	114
Plastic Back and Executive Ergonomic (New).....	115
ProGrid® Series	116-117
Air Mist Series (New)	117
ProGrid® White Series (New)	118
ProGrid® Series	119
Visitor's Chairs	121-124
Options and ProGrid® Mesh Folding Chairs.....	126
Height Adjustable Tables	127
Horizon Collection.....	128
Prado Collection (New)	128-130



Ergonomic Fabric	132-134
Ergonomic Leather	134
Pneumatic Task Chairs	134-135
Specialty Seating	135-136
Executive Seating - Fabric	137
Healthcare Seating (New)	136-167
Executive Seating - Big Man's	137-138
Executive Seating - Bonded Leather	138
Executive Seating - Bonded Leather & Coated Base	138-140
Executive Seating - Leather	140
Executive Seating - Faux Leather/Chrome Base (New)	141-143
Executive Seating - Faux Leather/Gold Base	143
Executive Seating - Faux Leather (New)	144-145
Reception Tables (New)	146-149
Resimercial Seating	150-151
Modular Reception Seating	152-156
Reception Seating - Wood (New)	156-158
Reception Seating - Wood Modular	159-160
Reception Tables - Merge	160-161
Traditional Executive/Reception Seating (New)	161-162
Drafting Chairs (New).....	162-166
Visitor's Chairs	166
Stacking Chairs	167-168
Rental Chairs	168-169
Folding Chairs.....	169-171
Ventilated Seating (New)	171-177
Self-Skinned Urethane Seating	177-178
Arm Kits, Floor Glides, Casters and Stool Kit Options (New)	176
Breakroom Collection	180-181
Multi Purpose Tables and Chairs (New)	182-185
Caddies and Dollies	185
◆ Light Duty Seating	186-189

FABRICS

A Grade Fabrics	190-194
B Grade Fabrics	195-198
C Grade Fabrics (New)	198-199
R Grade Fabrics	200
In-Stock Fabrics and Finishes	201-202
Metals Frames/Finishes (New)	202

All natural wood products are subject to variations in color finishes from different manufacturers and may not exactly match with each other. Items marked with "■" are New Jersey, Texas, or Kentucky stocking items. Items marked with "⚙️" are TAA Compliant.


Items marked with "♣️" are Designed for Indoor Use Only. **All Measurements and Weights are nominal * Prices subject to change without notice

Due to changing costs not within our control, which include but are not limited to import tariffs, government mandated costs both domestically and from factory country of origin, costs of raw materials, costs of transportation, and manufacturing costs, while providing a 30 day notice, Office Star® Products reserves the right to change prices accordingly.



215-TG117C1A8


Space® Seating leads the industry by offering innovative, ergonomic seating solutions for commercial environments. Made with the highest quality standards and equipped with the latest multi-functional capabilities, Space® Seating will exceed expectations at an impressive price point. Includes a limited lifetime warranty.



13-7N1P3 Deluxe Air Grid® Back Chair with Custom Fabric Seat, Cantilever Arms and Angled Nylon Base

Overall Size: 27W x 24D x 41.25H
Seat: 19.5W x 20D x 4T **Back:** 20W x 19H **Seat Range:** 19 - 23.5
Arms to Floor: 25.5 **Carton Wt:** 41 **UPS Wt:** 50 **COM:** 1 yd.
Carton: 29L x 27W x 13H **Cube:** 5.89
Options: SW392 **Features:** 1, 4, 7, 8, 9 **Control:** 2-to-1 Synchro Tilt
Notes:


Fabric	List Price
Air Grid® Back and Custom Fabric Seat	
A	450.00
B	470.00
C	495.00
R	525.00



13-7N9WA Deluxe Air Grid® Back Chair with Custom Fabric Seat, 2-Way Adjustable Arms, Seat Slider and Angled Nylon Base

Overall Size: 27W x 24D x 41.25H
Seat: 19.5W x 20D x 4T **Back:** 20W x 19H **Seat Range:** 19 - 23.5
Arms to Floor: 25.5 **Carton Wt:** 43 **UPS Wt:** 48 **COM:** 1 yd.
Carton: 29L x 26W x 13H **Cube:** 5.67
Options: SW392 **Features:** 1, 3, 4, 9, 13, 15 **Control:** Multi-Function w/Seat Slider
Notes: No Ratchet Back


Fabric	List Price
Air Grid® Back and Custom Fabric Seat	
A	510.00
B	530.00
C	555.00
R	595.00



13-7N20D Deluxe Air Grid® Back Drafting Chair with Custom Fabric Seat, Adjustable Footring and Nylon Base


Overall Size: 28.75W x 26.25D x 45.75-51H
Seat: 19.5W x 19.5D x 3.5T **Back:** 20W x 18.5H **Seat Range:** 27-32.5
Arms to Floor: N/A **Carton Wt:** 35 **UPS Wt:** 46 **COM:** 1 yd
Carton: 28L x 26W x 13H **Cube:** 5.47
Options: A15 Arms, CG50, SW70 **Features:** 1, 4 **Control:** Pneumatic Seat Height
Notes:


Fabric	List Price
Air Grid® Back and Custom Fabric Seat	
A	515.00
B	535.00
C	560.00
R	600.00



13-37N1P3 Deluxe Air Grid® Back Chair with Mesh Seat, Cantilever Arms and Angled Nylon Base


Overall Size: 27W x 24D x 41.25H
Seat: 19.5W x 20D x 4T **Back:** 20W x 19H **Seat Range:** 19 - 23.5
Arms to Floor: 25.5 **Carton Wt:** 38 **UPS Wt:** 46 **COM:** 1 yd.
Carton: 27L x 26W x 14H **Cube:** 5.68
Options: SW392 **Features:** 1, 4, 7, 8, 9 **Control:** 2-to-1 Synchro Tilt
Notes: Available in Fun Colors - see page 24.


Fabric	List Price
Air Grid® Back & Black Mesh Seat	435.00
 (Seat only)	455.00



13-37N9WA Deluxe Air Grid® Back Chair with Mesh Seat, 2-Way Adjustable Arms, Seat Slider and Angled Nylon Base


Overall Size: 27W x 24D x 41.25H
Seat: 19.5W x 20D x 4T **Back:** 20W x 19H **Seat Range:** 19 - 23.5
Arms to Floor: 25.5 **Carton Wt:** 45 **UPS Wt:** 48 **COM:** 1 yd.
Carton: 29L x 26W x 13H **Cube:** 5.67
Options: SW392 **Features:** 1, 3, 4, 9, 13, 15 **Control:** Multi-Function w/Seat Slider
Notes: No Ratchet Back. Available in Fun Colors - see page 24.

Fabric	List Price
Air Grid® Back & Black Mesh Seat	495.00
 (Seat only)	515.00



13-37N20D Deluxe Air Grid® Back Drafting Chair with Black Mesh Seat, Adjustable Footring and Nylon Base

Overall Size: 28.75W x 26.25D x 45.75-51H
Seat: 19.5W x 19.5D x 3.5T **Back:** 20W x 18.5H **Seat Range:** 27-32.25
Arms to Floor: N/A **Carton Wt:** 35 **UPS Wt:** 46 **COM:** 1 yd.
Carton: 28L x 26W x 13H **Cube:** 5.47
Options: A15 Arms, CG50, SW70 **Features:** 1, 4 **Control:** Pneumatic Seat Height
Notes: Available in Fun Colors - see page 24.

Fabric	List Price
Air Grid® Back & Black Mesh Seat	495.00
 (Seat only)	515.00

13 and 213 Series



13-37N30D Deluxe Air Grid® Back Drafting Chair with Black Mesh Seat, Dual Function Control, Adjustable Footring and Angled Nylon Base
Overall Size: 28.75W x 26D x 38.75-46.25H
Seat: 19.5W x 20D x 4T **Back:** 20W x 18H **Seat Range:** 20.25-27.75
Arms to Floor: N/A **Carton Wt:** 39 **UPS Wt:** 46 **COM:** N/A
Carton: 28L x 26W x 13H **Cube:** 5.47
Options: A15 Arms, CG50, SW70 **Features:** 1, 4, 11 **Control:** Dual Function
Notes:

Fabric	List Price
Air Grid® Back and Black Mesh Seat	550.00



13-37P500D Deluxe Air Grid® Back Drafting Chair with Black Mesh Seat, Adjustable Footring, Chrome Finish Base and Accents
Overall Size: 29.25W x 29.25D x 47.25-52.5H
Seat: 19.5W x 19.5D x 4T **Back:** 20W x 18.5H **Seat Range:** 28.25 - 33.25
Arms to Floor: N/A **Carton Wt:** 38 **UPS Wt:** 48 **COM:** N/A
Carton: 29L x 26W x 13H **Cube:** 5.67
Options: A15 Arms, SW392 **Features:** 1, 4 **Control:** Pneumatic Seat Height
Notes:

Fabric	List Price
Air Grid® Back and Black Mesh Seat	550.00



13-77N1P3 Deluxe Air Grid® Seat and Back Chair with Cantilever Arms
Overall Size: 27W x 24D x 41.25H
Seat: 20W x 20D **Back:** 20W x 19H **Seat Range:** 19 - 23.5
Arms to Floor: 25.5 **Carton Wt:** 43 **UPS Wt:** 50 **COM:** N/A
Carton: 29L x 27W x 13H **Cube:** 5.89
Options: SW392 **Features:** 1, 4, 7, 8, 9 **Control:** 2-to-1 Synchro Tilt
Notes:

Fabric	List Price
Air Grid® Seat and Back	465.00



13-77N9WA Deluxe Air Grid® Seat and Back Chair with Dual-Function Control, Seat Slider and 2-Way Adjustable Arms
Overall Size: 26.5W x 28.25D x 42.5H
Seat: 20W x 20D **Back:** 20W x 19H **Seat Range:** 19 - 23.5
Arms to Floor: 26.25 **Carton Wt:** 43 **UPS Wt:** 50 **COM:** N/A
Carton: 29L x 27W x 13H **Cube:** 5.89
Options: SW392 **Features:** 1, 4, 9, 11, 15 **Control:** Dual Function w/Seat Slider
Notes: **Seat Slider**

Fabric	List Price
Air Grid® Seat and Back	595.00



13-77N30D Deluxe Ergonomic Air Grid® Seat and Back Drafting Chair with Dual Function Control, Adjustable Footring and Nylon Base
Overall Size: 20W x 26D x 45H
Seat: 20W x 20D **Back:** 20W x 19H **Seat Range:** 19.5 - 27
Arms to Floor: N/A **Carton Wt:** 41 **UPS Wt:** 46 **COM:** N/A
Carton: 28L x 26W x 13H **Cube:** 5.47
Options: A15 Arms, CG50, SW70 **Features:** 1, 4, 9, 11 **Control:** Dual Function
Notes:

Fabric	List Price
Air Grid® Seat and Back	595.00



213-37N2F3D Deluxe Air Grid® Back and Padded Mesh Seat Chair with 4-Way Adjustable Flip Arms **Included**
Overall Size: 27.5W x 23.75D x 40.75-48.25H
Seat: 20.5W x 19.25D x 3T **Back:** 21W x 20.75H **Seat Range:** 20 - 27.5
Arms to Floor: 28 **Carton Wt:** 42 **UPS Wt:** 49 **COM:** N/A
Carton: 30L x 26W x 13H **Cube:** 5.86
Options: CG50, SW70 **Features:** 1, 4 **Control:** Pneumatic Seat Height
Notes:

Fabric	List Price
Air Grid® Back and Black Mesh Seat	600.00

13, 23, and 15 Series



13-88N1P3 Deluxe Latte Air Grid® Seat and Back Chair with Cantilever Arms
Overall Size: 27W x 24D x 41.25H
Seat: 20W x 20D **Back:** 20W x 19H **Seat Range:** 19 - 23.5
Arms to Floor: 25.5 **Carton Wt:** 43 **UPS Wt:** 50 **COM:** N/A
Carton: 29L x 27W x 13H **Cube:** 5.89
Options: SW392 **Features:** 1, 4, 7, 8, 9 **Control:** 2-to-1 Synchro Tilt
Notes:

Fabric	List Price
Latte Air Grid® Seat and Back	465.00



13-V22N1WA/13-V77N1WA Deluxe Chair with VeraFlex® Back 2-to-1 Synchro Tilt Control and 2-Way Adjustable Arms
Overall Size: 27W x 26.5D x 40H
Seat: 19.5W x 20D x 4T **Back:** 20W x 19H **Seat Range:** 17.75-22.5
Arms to Floor: 25.5 **Carton Wt:** 39 **UPS Wt:** 48 **COM:** N/A
Carton: 27L x 26W x 14H **Cube:** 5.68
Options: SW392 **Features:** 1, 4, 7, 8, 9 **Control:** 2-to-1 Synchro Tilt
Notes: KY In-Stock: 13-V77N1WA

Fabric	List Price
13-V22N1WA Shadow VeraFlex® Seat and Back	440.00
13-V77N1WA Blue Mist VeraFlex® Seat and Back	



13-V44N1WA/13-V88N1WA Deluxe Chair with VeraFlex® Back 2-to-1 Synchro Tilt Control and 2-Way Adjustable Arms
Overall Size: 28.5W x 26.5D x 37.75-42H
Seat: 19.25W x 19.5D x 3T **Back:** 20.25W x 17.75H **Seat Range:** 19.5-22.75
Arms to Floor: 25 **Carton Wt:** 40 **UPS Wt:** 44 **COM:** N/A
Carton: 27L x 26W x 13H **Cube:** 5.28
Options: SW392 **Features:** 1, 4, 7, 8, 9 **Control:** 2-to-1 Synchro Tilt
Notes: KY In-Stock: 13-V44N1WA

Fabric	List Price
13-V44N1WA Charcoal VeraFlex® Seat and Back	440.00
13-V88N1WA Latte VeraFlex® Seat and Back	



13-V66N1WA Deluxe Chair with VeraFlex® Back 2-to-1 Synchro Tilt Control and 2-Way Adjustable Arms
Overall Size: 27W x 26.5D x 40H
Seat: 19.5W x 20D x 4T **Back:** 20W x 19H **Seat Range:** 17.75-22.5
Arms to Floor: 25.5 **Carton Wt:** 39 **UPS Wt:** 48 **COM:** N/A
Carton: 27L x 26W x 14H **Cube:** 5.68
Options: SW392 **Features:** 1, 4, 7, 8, 9 **Control:** 2-to-1 Synchro Tilt
Notes:

Fabric	List Price
Kiwi VeraFlex® Seat and Back	440.00



23-77N1F2 Professional Dark Air Grid® Back and Seat Manager's Chair with Adjustable Flip Arms, Adjustable Lumbar and Nylon Base
Overall Size: 27.5W x 26D x 41.5 - 45.5H
Seat: 21.5W x 19.75D x 3T **Back:** 22.5W x 24.25H **Seat Range:** 18.5-22.5
Arms to Floor: 25.5 **Carton Wt:** 47 **UPS Wt:** 47 **COM:** N/A
Carton: 31L x 26W x 12H **Cube:** 5.59
Options: CG50, SW70 **Features:** 1, 4, 7, 8, 9 **Control:** 2-to-1 Synchro Tilt
Notes:

Fabric	List Price
Air Grid® Seat and Back	595.00



15-37A720D Dual Layer Air Grid® Back Drafting Chair with Black Mesh Seat, Adjustable Footring and Industrial Steel Finish Base
Overall Size: 21.5W x 25.5D x 54.5H
Seat: 21.5W x 20D x 4T **Back:** 20.5W x 22.5H **Seat Range:** 28 - 33
Arms to Floor: N/A **Carton Wt:** 45 **UPS Wt:** 51 **COM:** N/A
Carton: 31L x 26W x 13H **Cube:** 6.06
Options: A27WA Arms, CG50, SW70 **Features:** 1, 4 **Control:** Pneumatic Seat Height
Notes: Big and Tall 325 lbs. Rating **Optional A27WA Arms Available**

Fabric	List Price
Dual Layer Dark Air Grid® Back and Black Mesh Seat	595.00
Big & Tall 325 lbs.	



2300 Breathable Mesh Back and Mesh Seat Manager's Chair with Adjustable Arms, Adjustable Lumbar and Industrial Steel Finish Base
 Overall Size: 26.75W x 25.5D x 42-46H
 Seat: 19W x 19.5D x 1.75T Back: 22W x 24.25H Seat Range: 18.75-22.75
 Arms to Floor: 25.5 Carton Wt: 48 UPS Wt: 48 COM: N/A
 Carton: 31L x 26W x 12H Cube: 5.59
 Options: CG50, SW70 Features: 1, 4, 7, 8, 9 Control: 2-to-1 Synchro Tilt
 Notes:

Fabric	List Price
Breathable Mesh Back and Black Mesh Seat	615.00



2400E Breathable Mesh Back and Bonded Leather Seat Manager's Chair with Adjustable Arms, Adjustable Lumbar and Industrial Steel Finish Base
 Overall Size: 27W x 26D x 42-46H
 Seat: 19.25W x 20D x 2.5T Back: 20.75W x 23.75H Seat Range: 19.25-23.25
 Arms to Floor: 25.5 Carton Wt: 48 UPS Wt: 48 COM: N/A
 Carton: 31L x 26W x 12H Cube: 5.59
 Options: CG50, SW70 Features: 1, 4, 7, 8, 9 Control: 2-to-1 Synchro Tilt
 Notes: 2400E Replaces 2400

Fabric	List Price
Breathable Mesh Back and Black Bonded Leather Seat	630.00



25004 Breathable Mesh Back and Mesh Seat Manager's Chair with Headrest, Adjustable Arms, Adjustable Lumbar and Industrial Steel Finish Base
 Overall Size: 27W x 27D x 55H
 Seat: 21.5W x 21D x 4.5T Back: 21W x 24H x 2.5T Seat Range: 19.75-22.5
 Arms to Floor: 25.5 Carton Wt: 61 UPS Wt: 61 COM: N/A
 Carton: 37L x 26W x 13H Cube: 7.23
 Options: CG50, SW70 Features: 1, 4, 6, 7, 8, 9 Control: 2-to-1 Synchro Knee Tilt
 Notes:

Fabric	List Price
Breathable Mesh Back and Black Mesh Seat	875.00



2787 Professional Breathable Mesh Seat and Back Manager's Chair with Adjustable Arms, Adjustable Lumbar and Industrial Steel Finish Base
 Overall Size: 28.5W x 26.25D x 44.75H
 Seat: 21.5W x 20D x 3.75T Back: 20.75W x 24.5H Seat Range: 18.25-21
 Arms to Floor: 27 Carton Wt: 58 UPS Wt: 59 COM: N/A
 Carton: 32L x 27W x 14H Cube: 7.0
 Options: CG50, SW70 Features: 1, 4, 6, 7, 8, 9 Control: 2-to-1 Synchro Knee Tilt
 Notes:

Fabric	List Price
Breathable Mesh Seat and Back with Black Leather Trim	995.00



27008 Breathable Mesh Back and Leather Seat Manager's Chair with Headrest, Adjustable Arms, Adjustable Lumbar and Industrial Steel Finish
 Overall Size: 27W x 27D x 55H
 Seat: 21.5W x 21D x 4.5T Back: 21W x 24H Seat Range: 19.75-22.5
 Arms to Floor: 25.5 Carton Wt: 61 UPS Wt: 61 COM: N/A
 Carton: 37L x 26W x 13H Cube: 7.23
 Options: CG50, SW70 Features: 1, 4, 6, 7, 8, 9 Control: 2-to-1 Synchro Knee Tilt
 Notes:

Fabric	List Price
Breathable Mesh Back and Black Leather Seat with Black Leather Trim	995.00



27876 Professional Breathable Mesh Seat and Back Executive Chair with Adjustable Headrest, Adjustable Arms, Adjustable Lumbar and Industrial Steel Finish Base
 Overall Size: 28.5W x 26.25D x 53.75H
 Seat: 21.5W x 20D x 3.75T Back: 20.7W x 34H Seat Range: 18.25-21
 Arms to Floor: 27 Carton Wt: 61 UPS Wt: 61 COM: N/A
 Carton: 37L x 26W x 13H Cube: 7.23
 Options: CG50, SW70 Features: 1, 4, 6, 7, 8, 9 Control: 2-to-1 Synchro Knee Tilt
 Notes:

Fabric	List Price
Breathable Mesh Seat and Back with Black Leather Trim	1095.00



32-E3371F3 Bonded Leather Seat and Back Manager's Chair with 4-Way Adjustable Flip Arms and Industrial Steel Finish Base
 Overall Size: 27.25W x 27.25D x 45.5H
 Seat: 20.5W x 19D x 3.5T Back: 20.5W x 23.25H x 1.5T Seat Range: 19 -23.25
 Arms to Floor: 26.25 Carton Wt: 53 UPS Wt: 57 COM: N/A
 Carton: 32L x 27W x 14H Cube: 6.74
 Options: CG50, SW70 Features: 1, 4, 7, 8, 9 Control: 2-to-1 Synchro Tilt
 Notes: REPLACES 2900

Fabric	List Price
Black Bonded Leather Seat and Back	600.00



32-E3371F3HL Bonded Leather Seat and Back Executive Chair with Adjustable Headrest, 4-Way Adjustable Flip Arms and Industrial Steel Finish Base
 Overall Size: 28.5W x 29D x 48.75-55.75H
 Seat: 20.5W x 19D x 3.5T Back: 21W x 23H x 1.5T Seat Range: 19.25-23.5
 Arms to Floor: 26.75 Carton Wt: 51 UPS Wt: 66 COM: N/A
 Carton: 37L x 26W x 14H Cube: 7.79
 Options: CG50, SW70 Features: 1, 4, 7, 8, 9 Control: 2-to-1 Synchro Tilt
 Notes: REPLACES 29008

Fabric	List Price
Black Bonded Leather Seat and Back	700.00



32-E33P918P Black Bonded Leather Seat and Back Manager's Chair with Adjustable Arms and Polished Aluminum Finish Base
 Overall Size: 27.75W x 29D x 45.75H
 Seat: 19.5W x 20D x 4T Back: 21W x 22H x 2.5T Seat Range: 17.75-22.25
 Arms to Floor: 24.5 Carton Wt: 55 UPS Wt: 55 COM: N/A
 Carton: 31L x 26W x 13H Cube: 6.06
 Options: SW392 Features: 1, 4, 7, 8, 9 Control: 2-to-1 Synchro Tilt
 Notes: REPLACES 32-44P918P

Fabric	List Price
Black Bonded Leather Seat and Back	625.00



32-E33P918PHL Black Bonded Leather Seat and Back Executive Chair with Adjustable Headrest, Adjustable Arms and Polished Aluminum Finish Base
 Overall Size: 27.75W x 29D x 56H
 Seat: 19.5W x 20D x 4T Back: 21W x 22H Seat Range: 17.75-22.25
 Arms to Floor: 25 Carton Wt: 59 UPS Wt: 59 COM: N/A
 Carton: 31L x 26W x 14H Cube: 6.53
 Options: SW392 Features: 1, 4, 7, 8, 9 Control: 2-to-1 Synchro Tilt
 Notes: REPLACES 32-44P918PHL

Fabric	List Price
Black Bonded Leather Seat and Back	725.00






32-E33P91A7 Black Bonded Leather Seat and Back Manager's Chair with Polished Padded Aluminum Arms and Base
 Overall Size: 26W x 27.75D x 46H
 Seat: 20.5W x 19.5D x 3.75T Back: 21.75W x 22H x 2.5T Seat Range: 18.5-23
 Arms to Floor: 26.25 Carton Wt: 44 UPS Wt: 59 COM: N/A
 Carton: 32L x 27W x 14H Cube: 7.0
 Options: SW392 Features: 1, 4, 7, 8, 9 Control: 2-to-1 Synchro Tilt
 Notes:




Fabric	List Price
Black Bonded Leather Seat and Back	750.00









32-E33P91A7HL Black Bonded Leather Seat and Back Manager's Chair with Adjustable Headrest, Polished Padded Aluminum Arms and Base
 Overall Size: 26W x 30.5D x 56H
 Seat: 20.5W x 19.5D x 3.75T Back: 21.75W x 22H x 2.5T Seat Range: 18.5-23
 Arms to Floor: 26.25 Carton Wt: 50 UPS Wt: 70 COM: N/A
 Carton: 32L x 27W x 14H Cube: 7
 Options: SW392 Features: 1, 4, 7, 8, 9 Control: 2-to-1 Synchro Tilt
 Notes:




Fabric	List Price
Black Bonded Leather Seat and Back	850.00




	 3680 Light Air Grid® Manager's Chair with Black Top Grain Leather Seat, Adjustable Lumbar and Platinum Finish Base	Fabric Light Air Grid® Back and Black Top Grain Leather Seat and Trim	List Price 850.00
	 Overall Size: 28.5W x 27D x 40.5-44.75H		
	Seat: 20W x 20D x 4T Back: 21W x 22.5H Seat Range: 18.75-23		
	Arms to Floor: 26.5 Carton Wt: 48 UPS Wt: 48 COM: N/A		
	Carton: 32L x 26W x 13H Cube: 6.25 Options: CG50, SW70 Features: 1, 4, 7, 8, 9 Control: 2-to-1 Synchro Tilt Notes:		




	 3685 Light Air Grid® Visitor's Chair with Black Top Grain Leather Seat, Adjustable Lumbar, and Platinum Finish Sled Base	Fabric Light Air Grid® Back and Black Top Grain Leather Seat and Trim	List Price 615.00
	 Overall Size: 27.5W x 27D x 40.25H		
	Seat: 20W x 20D x 4T Back: 21W x 22H Seat Range: 18.75		
	Arms to Floor: 27 Carton Wt: 52 UPS Wt: 56 COM: N/A		
	Carton: 31L x 23W x 16H Cube: 6.60 Options: N/A Features: N/A Control: N/A Notes:		




	 36806 Light Air Grid® Back Executive Chair with Black Top Grain Leather Seat, Adjustable Headrest, Adjustable Lumbar and Platinum Finish Base	Fabric Light Air Grid® Back and Black Top Grain Leather Seat and Trim	List Price 950.00
	 Overall Size: 28.5W x 27D x 46.5-55H		
	Seat: 20W x 20D x 4T Back: 21W x 22H Seat Range: 18.75-23		
	Arms to Floor: 26.5 Carton Wt: 58 UPS Wt: 63 COM: N/A		
	Carton: 38L x 26W x 13H Cube: 7.43 Options: CG50, SW70 Features: 1, 4, 7, 8, 9 Control: 2-to-1 Synchro Tilt Notes:		




	 327-E36C61F6 Light Air Grid® Back Chair with Padded Bonded Leather Seat, 4-Way Adjustable Flip Arms, Optional Headrest and Platinum Coated Nylon Base	Fabric Light Air Grid® Back and Black Bonded Leather Seat	List Price 695.00
	 Overall Size: 24.5W x 24.5D x 41-45.5H		
	Seat: 20.75W x 20.75D x 4T Back: 20.5W x 22.5H Seat Range: 19-23.5		
	Arms to Floor: 26 Carton Wt: 45 UPS Wt: 53 COM: N/A		
	Carton: 32L x 26W x 13H Cube: 6.25 Options: CG50, SW70 Features: 1, 4, 7, 8, 9 Control: 2-to-1 Synchro Tilt Notes: Optional Headrest EHRL006		




	 327-66C61F6 Light Air Grid® Seat and Back Chair with 4-Way Adjustable Flip Arms, Optional Headrest and Platinum Coated Nylon Base	Fabric Light Air Grid® Seat and Back	List Price 765.00
	 Overall Size: 29.25W x 27.5D x 40.75-45H		
	Seat: 21.5W x 20D Back: 20.5W x 22.5H Seat Range: 18.25 - 22.5		
	Arms to Floor: 28.5 Carton Wt: 47 UPS Wt: 53 COM: N/A		
	Carton: 32L x 26W x 13H Cube: 6.25 Options: CG50, SW70 Features: 1, 4, 7, 8, 9 Control: 2-to-1 Synchro Tilt Notes: Optional Headrest EHRL006		




	 327-E36C61F6HL Light Air Grid® Back Chair with Padded Bonded Leather Seat, 4-Way Adjustable Flip Arms, Adjustable Headrest and Platinum Coated Nylon Base	Fabric Light Air Grid® Back and Black Bonded Leather Seat	List Price 785.00
	 Overall Size: 28W x 28.75D x 48.75-55H		
	Seat: 20.75W x 19.5D x 4T Back: 20.5W x 22.5H Seat Range: 19.5 - 23.75		
	Arms to Floor: 26.5 Carton Wt: 47 UPS Wt: 53 COM: N/A		
	Carton: 32L x 26W x 13H Cube: 6.25 Options: CG50, SW70 Features: 1, 4, 7, 8, 9 Control: 2-to-1 Synchro Tilt Notes:		




	 327-66C61F6HL Light Air Grid® Seat and Back Chair with 4-Way Adjustable Flip Arms, Adjustable Headrest and Platinum Coated Nylon Base	Fabric Light Air Grid® Seat and Back	List Price 855.00
	 Overall Size: 27.5W x 26.5D x 57H		
	Seat: 20.5W x 19D Back: 20W x 22.5H Seat Range: 18.25 - 22.25		
	Arms to Floor: 26.25 Carton Wt: 46 UPS Wt: 57 COM: N/A		
	Carton: 32L x 26W x 14H Cube: 6.74 Options: CG50, SW70 Features: 1, 4, 7, 8, 9 Control: 2-to-1 Synchro Tilt Notes:		

	 37-33N1A7U Executive Black Mesh Chair with Soft PU Padded Adjustable Arms and Deluxe Nylon Base	Fabric Black Mesh Seat and Back	List Price 550.00
	 Overall Size: 27.25W x 28D x 41.25-45.5H		
	Seat: 21W x 18.5D x 4T Back: 21W x 23.25H x 2.5T Seat Range: 18 - 22.25		
	Arms to Floor: 26 Carton Wt: 48 UPS Wt: 57 COM: N/A		
	Carton: 32L x 26W x 14H Cube: 6.74 Options: CG50, SW70 Features: 1, 4, 7, 8, 9 Control: 2-to-1 Synchro Tilt Notes:		

	 515-3G3N11 CHX Dark Breathable Mesh Back and Padded Mesh Seat Manager's Chair with Adjustable Lumbar Support, Height Adjustable Arms and Nylon Base	Fabric CHX Dark Breathable Mesh Back & Padded Mesh Seat	List Price 550.00
	 Overall Size: 25.5W x 25D x 38.5-42.75H		
	Seat: 20.75W x 19.5D x 3.5T Back: 20.5W x 27H Seat Range: 18-22.25		
	Arms to Floor: 25 Carton Wt: 58 UPS Wt: 53 COM: N/A		
	Carton: 32L x 26W x 13H Cube: 6.25 Options: CG50, SW70 Features: 1, 4, 7, 8, 9 Control: 2-to-1 Synchro Tilt Notes:		

	 515-G33N11 CHX Dark Breathable Mesh Seat and Back Manager's Chair with Adjustable Lumbar Support, Height Adjustable Arms and Nylon Base	Fabric CHX Dark Breathable Mesh Seat and Back	List Price 625.00
	 Overall Size: 25.75W x 25D x 38.5-42.75H		
	Seat: 21.5W x 20.5D x 5T Back: 20.5W x 27H Seat Range: 17.5-21.5		
	Arms to Floor: 25 Carton Wt: 42 UPS Wt: 53 COM: N/A		
	Carton: 32L x 26W x 13H Cube: 6.25 Options: CG50, SW70 Features: 1, 4, 7, 8, 9 Control: 2-to-1 Synchro Tilt Notes:		

	 55-7N17 Professional Air Grid® Back Manager's Chair with Custom Fabric Seat, Adjustable Arms and Angled Nylon Base	Fabric Air Grid® Back and Custom Fabric Seat	List Price 395.00
	 Overall Size: 27W x 26.5D x 42H		
	Seat: 20.5W x 19.5D x 3.5T Back: 20.5W x 19H Seat Range: 18.75-23		
	Arms to Floor: 25.5 Carton Wt: 40 UPS Wt: 46 COM: 1 yd		
	Carton: 28L x 26W x 13H Cube: 5.47 Options: SW392 Features: 1, 4, 7, 8, 9 Control: 2-to-1 Synchro Tilt Notes: Custom for Model 5500®		

	 55-7V30 Professional Air Grid® Back Visitor's Chair with Custom Fabric Seat, Fixed Arms and Sled Base	Fabric Air Grid® Back and Custom Fabric Seat	List Price 360.00
	 Overall Size: 25.75W x 26.5D x 37.25H		
	Seat: 20.75W x 19.25D x 4T Back: 20W x 19.25H Seat Range: 19		
	Arms to Floor: 26.25 Carton Wt: 36 UPS Wt: 51 COM: 1 yd		
	Carton: 27L x 24W x 16H Cube: 6.0 Options: N/A Features: N/A Control: N/A Notes: Custom for Model 5505		



55-38N17 Latte Air Grid® Back Deluxe Task Chair with Black Mesh Seat, Adjustable Angled Arms and Angled Nylon Base
Overall Size: 27W x 26.5D x 42H
Seat: 20.5W x 19.5D x 3.5T **Back:** 20.5W x 19H **Seat Range:** 18.75-23
Arms to Floor: 25.5 **Carton Wt:** 40 **UPS Wt:** 46 **COM:** N/A
Carton: 28L x 26W x 13H **Cube:** 5.47
Options: SW392 **Features:** 1, 4, 7, 8, 9 **Control:** 2-to-1 Synchro Tilt
Notes:

Fabric	List Price
Latte Air Grid® Back and Black Mesh Seat	375.00



55-88N15 Latte Air Grid® Seat and Back Deluxe Task Chair with Adjustable Angled Arms and Angled Nylon Base
Overall Size: 27W x 26.5D x 42H
Seat: 20.5W x 19.5D **Back:** 20.5W x 18.5H **Seat Range:** 18-22.25
Arms to Floor: 25.5 **Carton Wt:** 40 **UPS Wt:** 46 **COM:** N/A
Carton: 28L x 26W x 13H **Cube:** 5.47
Options: SW392 **Features:** 1, 4, 7, 8, 9 **Control:** 2-to-1 Synchro Tilt
Notes:

Fabric	List Price
Latte Air Grid® Seat and Back	440.00



55-M22N17 Shadow Air Grid® Back and Shadow Mesh Seat, Adjustable Angled Arms and Angled Nylon Base
Overall Size: 27W x 26.5D x 42H
Seat: 20.5W x 19.5D x 3.5T **Back:** 20.5W x 18.5H **Seat Range:** 18.75-23
Arms to Floor: 25.5 **Carton Wt:** 40 **UPS Wt:** 46 **COM:** N/A
Carton: 28L x 26W x 13H **Cube:** 5.47
Options: SW392 **Features:** 1, 4, 7, 8, 9 **Control:** 2-to-1 Synchro Tilt
Notes:

Fabric	List Price
Shadow Air Grid® Back and Shadow Mesh Seat	375.00



55247SM-231 Dark Air Grid® Back Task Chair with Memory Foam Black Mesh Seat, Adjustable Angled Arms and Angled Nylon Base. 24/7 High Intensity Use Chair.
Overall Size: 26.5W x 24.25D x 37-41.25H
Seat: 20W x 19.5D x 3.5T **Back:** 20W x 18.5H **Seat Range:** 18.75-23.25
Arms to Floor: 25 **Carton Wt:** 47 **UPS Wt:** 53 **COM:** 1 yd.
Carton: 31L x 27W x 13H **Cube:** 6.29
Options: SW392 **Features:** 1, 4, 7, 8, 9, 15 **Control:** 2-to-1 Synchro Tilt
Notes:

Fabric	List Price
Dark Air Grid® Back & Black Fabric Seat	495.00

NEW
Seat Slider



5500 Air Grid® Back and Black Mesh Seat, Adjustable Angled Arms and Angled Nylon Base
Overall Size: 26.5W x 25.25D x 38-42.25H
Seat: 20.5W x 19.5D x 3.5T **Back:** 20.5W x 18.5H **Seat Range:** 18.75-23
Arms to Floor: 25.5 **Carton Wt:** 38 **UPS Wt:** 48 **COM:** 1 yd.
Carton: 27L x 26W x 14H **Cube:** 5.68
Options: SW392 **Features:** 1, 4, 7, 8, 9 **Control:** 2-to-1 Synchro Tilt
Notes: Available in Fun Colors - see page 24.

Fabric	List Price
Air Grid® Back & Black Mesh Seat	375.00
(Seat only)	395.00



5500SL Air Grid® Back and Black Mesh Seat, Adjustable Angled Arms, Seat Slider and Angled Nylon Base
Overall Size: 26.5W x 24.25D x 37-41.25H
Seat: 20W x 19.5D x 3.5T **Back:** 20W x 18.5H **Seat Range:** 18.75-23.25
Arms to Floor: 25 **Carton Wt:** 47 **UPS Wt:** 53 **COM:** 1 yd.
Carton: 31L x 27W x 13H **Cube:** 6.29
Options: SW392 **Features:** 1, 4, 7, 8, 9, 15 **Control:** 2-to-1 Synchro Tilt
Notes: 3-Position Lock with Anti-Kick Control. Available in Fun Colors - see page 24.

Fabric	List Price
Air Grid® Back & Black Mesh Seat	450.00
(Seat only)	475.00
PROGRAM	A 475.00
	B 500.00
	C 525.00
	R 570.00

Featuring New Seat Slider



5500V Black Vinyl Over Air Grid® Back and Black Vinyl Seat, Adjustable Angled Arms and Angled Nylon Base
Overall Size: 26.5W x 25.25D x 42H
Seat: 20.5W x 19.5D x 3.5T **Back:** 20.5W x 18.5H **Seat Range:** 18.75-23
Arms to Floor: 25.5 **Carton Wt:** 40 **UPS Wt:** 46 **COM:** N/A
Carton: 28L x 26W x 13H **Cube:** 5.47
Options: SW392 **Features:** 1, 4, 7, 8, 9 **Control:** 2-to-1 Synchro Tilt
Notes:

Fabric	List Price
Black Vinyl Over Air Grid® Back and Black Vinyl Seat	375.00



5505 Professional Air Grid® Back Visitor's Chair with Black Mesh Seat, Fixed Arms and Sled Base
Overall Size: 24.5W x 25.5D x 37.25H
Seat: 20.5W x 19.5D x 3T **Back:** 20.5W x 18.5H **Seat Range:** 19 Fixed
Arms to Floor: 25.5 **Carton Wt:** 36 **UPS Wt:** 51 **COM:** 1 yd.
Carton: 27L x 24W x 16H **Cube:** 6.0
Options: N/A **Features:** N/A **Control:** N/A
Notes: Available in Fun Colors - see page 24.

Fabric	List Price
Air Grid® Back & Black Mesh Seat	340.00
(Seat only)	360.00



55-38V30 Professional Latte Air Grid® Back Visitor's Chair with Black Mesh Seat, Fixed Arms and Sled Base
Overall Size: 26W x 26D x 37.25H
Seat: 20.75W x 19.75D x 3.75T **Back:** 20.5W x 19H **Seat Range:** 20 Fixed
Arms to Floor: 26 **Carton Wt:** 38 **UPS Wt:** 50 **COM:** N/A
Carton: 26L x 23W x 17H **Cube:** 5.88
Options: N/A **Features:** N/A **Control:** N/A
Notes:

Fabric	List Price
Latte Air Grid® Back and Black Mesh Seat	340.00



5540 Air Grid® Back and Mesh Seat Manager's Chair with Adjustable Angled Arms, Adjustable Lumbar and Angled Nylon Base
Overall Size: 28.5W x 28.5D x 41.5-45.75H
Seat: 21.75W x 19.5D x 4.25T **Back:** 20.5W x 23H **Seat Range:** 18.75-23
Arms to Floor: 25 **Carton Wt:** 43 **UPS Wt:** 53 **COM:** N/A
Carton: 32L x 26W x 13H **Cube:** 6.25
Options: HRM003, SW392 **Features:** 1, 4, 7, 8, 9 **Control:** 2-to-1 Synchro Tilt
Notes:

Fabric	List Price
Air Grid® Back and Black Mesh Seat and Trim	500.00



5560 Air Grid® Seat and Back Manager's Chair with Adjustable Angled Arms and Angled Nylon Base
Overall Size: 26.75W x 26.5D x 42H
Seat: 20.5W x 21D **Back:** 20.5W x 18.5H **Seat Range:** 18-22.25
Arms to Floor: 25.5 **Carton Wt:** 42 **UPS Wt:** 46 **COM:** N/A
Carton: 28L x 26W x 13H **Cube:** 5.47
Options: SW392 **Features:** 1, 4, 7, 8, 9 **Control:** 2-to-1 Synchro Tilt
Notes:

Fabric	List Price
Air Grid® Seat and Back	440.00



5565 Air Grid® Seat and Back Visitor's Chair with Adjustable Angled Arms and Sled Base
Overall Size: 26.5W x 27D x 37.75H
Seat: 20.5W x 21D **Back:** 20.5W x 19H **Seat Range:** 19 Fixed
Arms to Floor: 26 **Carton Wt:** 40 **UPS Wt:** 47 **COM:** N/A
Carton: 26L x 23W x 16H **Cube:** 5.53
Options: N/A **Features:** N/A **Control:** N/A
Notes:

Fabric	List Price
Air Grid® Seat and Back	390.00

55 and 57 Series



55403 Air Grid® Back and Mesh Seat Manager's Chair with Adjustable Headrest, Adjustable Angled Arms, Adjustable Lumbar and Angled Nylon Base
Overall Size: 27W x 27.5D x 47.75 - 56H
Seat: 21.75W x 19D x 4.25T **Back:** 20.5W x 29.75H **Seat Range:** 18.75 - 23
Arms to Floor: 25 **Carton Wt:** 47 **UPS Wt:** 61 **COM:** N/A
Carton: 37L x 26W x 13H **Cube:** 7.23
Options: SW392 **Features:** 1, 4, 7, 8, 9 **Control:** 2-to-1 Synchro Tilt
Notes:

Fabric	List Price
Air Grid® Back and Black Mesh Seat and Trim	595.00

57 Series



5700E Air Grid® Back and Black Bonded Leather Seat Manager's Chair with Adjustable Angled Arms and Angled Nylon Base
Overall Size: 26.5W x 25.25D x 42H
Seat: 20.5W x 19.5D x 3.5T **Back:** 20.5W x 18.5H **Seat Range:** 18.75-23
Arms to Floor: 25.5 **Carton Wt:** 41 **UPS Wt:** 45 **COM:** N/A
Carton: 27L x 26W x 13H **Cube:** 5.28
Options: SW392 **Features:** 1, 4, 7, 8, 9 **Control:** 2-to-1 Synchro Tilt
Notes: REPLACES 5700®

Fabric	List Price
Air Grid® Back and Black Bonded Leather Seat	385.00



5700SL Air Grid® Back and Black Bonded Leather Seat Manager's Chair with Adjustable Angled Arms, Seat Slider and Angled Nylon Base
Overall Size: 26.5W x 24.25D x 37-41.25H
Seat: 20W x 19.5D x 3.5T **Back:** 20W x 18.75H **Seat Range:** 18.5-22.75
Arms to Floor: 18.5 **Carton Wt:** 47 **UPS Wt:** 53 **COM:** N/A
Carton: 31L x 27W x 13H **Cube:** 6.29
Options: SW392 **Features:** 1, 4, 7, 8, 9, 15 **Control:** 2-to-1 Synchro Tilt
Notes: 3-Position Lock with Anti-Kick Control.

Fabric	List Price
Air Grid® Back and Black Bonded Leather Seat	465.00

Featuring New Seat Slider



5705E Professional Air Grid® Back Visitor's Chair with Bonded Leather Seat, Fixed Arms and Sled Base
Overall Size: 24.5W x 25.5D x 37.25H
Seat: 20.5W x 19.5D x 3T **Back:** 20.5W x 18.5H **Seat Range:** 19
Arms to Floor: 25.75 **Carton Wt:** 38 **UPS Wt:** 47 **COM:** N/A
Carton: 26L x 23W x 16H **Cube:** 5.53
Options: N/A **Features:** N/A **Control:** N/A
Notes: REPLACES 5705

Fabric	List Price
Air Grid® Back and Black Bonded Leather Seat	350.00



5790E Dark Air Grid® Back and Bonded Leather Seat Manager's Chair with Adjustable Angled Arms, Adjustable Lumbar and Angled Nylon Base
Overall Size: 27.5W x 28.5D x 46H
Seat: 21.75W x 19.5D x 4.25T **Back:** 20.5W x 32.75H **Seat Range:** 19-23.25
Arms to Floor: 25.5 **Carton Wt:** 44 **UPS Wt:** 53 **COM:** N/A
Carton: 32L x 26W x 13H **Cube:** 7.23
Options: SW392 **Features:** 1, 4, 7, 8, 9 **Control:** 2-to-1 Synchro Tilt
Notes:

Fabric	List Price
Air Grid® Back and Black Bonded Leather Seat	570.00



57906E Air Grid® Back and Bonded Leather Seat Manager's Chair with Adjustable Headrest, Adjustable Angled Arms, Adjustable Lumbar and Angled Nylon Base
Overall Size: 28.75W x 27.25D x 48-56.25H
Seat: 20W x 19.5D x 4.25T **Back:** 20.5W x 29.5H **Seat Range:** 19-23.25
Arms to Floor: 25 **Carton Wt:** 48 **UPS Wt:** 61 **COM:** N/A
Carton: 37L x 26W x 13H **Cube:** 7.23
Options: SW392 **Features:** 1, 4, 7, 8, 9 **Control:** 2-to-1 Synchro Tilt
Notes: REPLACES 57906

Fabric	List Price
Air Grid® Back & Black Bonded Leather Seat & Trim	670.00

NJ, KY or TX In Stock

TAA Compliant

GREENGUARD Certified

2160SL and 213 Series



2160SL Dark Air Grid® Seat and Back with PU Padded Adjustable Arms, Built-In Lumbar Support and Nylon Base
Overall Size: 27.5W x 23.75D x 42.5H
Seat: 20W x 19.5D x 2.5T **Back:** 21W x 21.25H **Seat Range:** 18.25-22.25
Arms to Floor: 25.75 **Carton Wt:** 48 **UPS Wt:** 53 **COM:** N/A
Carton: 32L x 26W x 13H **Cube:** 6.25
Options: SW392 **Features:** 1, 4, 7, 8, 9, 15 **Control:** 2-to-1 Synchro Tilt
Notes: 3-Position Lock with Anti-Kick Control.

Fabric	List Price
Air Grid® Seat and Back	550.00

Featuring New Seat Slider



213-38N1F3 Latte Air Grid® Back and Padded Mesh Seat Chair with 4-Way Adjustable Flip Arms, 2-to-1 Synchro Tilt, Adjustable Tilt Tension and Nylon Base
Overall Size: 29.5W x 27.25D x 38.75-42.75H
Seat: 20.75W x 19.75D x 3.5T **Back:** 21.25W x 20H **Seat Range:** 19-23
Arms to Floor: 25.75 **Carton Wt:** 40 **UPS Wt:** 45 **COM:** N/A
Carton: 27L x 26W x 13H **Cube:** 5.28 **Options:** SW392
Features: 1, 4, 7, 8, 9 **Control:** 2-to-1 Synchro Tilt
Notes: REPLACES 18-28N28P

Fabric	List Price
Latte Air Grid® Back and Padded Black Mesh Seat	470.00



213-88N1F3 Latte Air Grid® Seat and Back Chair with 4-Way Adjustable Flip Arms, Built-In Lumbar Support, 2-to-1 Synchro Tilt, Adjustable Tilt Tension and Nylon Base
Overall Size: 27.25W x 25D x 43.5H
Seat: 21.5W x 19.5D **Back:** 21.25W x 20.75H **Seat Range:** 18.5-22.75
Arms to Floor: 26.5 **Carton Wt:** 42 **UPS Wt:** 45 **COM:** N/A
Carton: 28L x 26W x 13H **Cube:** 5.28 **Options:** SW392
Features: 1, 4, 7, 8, 9 **Control:** 2-to-1 Synchro Tilt
Notes: REPLACES 18-88N28P

Fabric	List Price
Latte Air Grid® Seat and Back	550.00




213-E37P91F3 Air Grid® Back and Padded Bonded Leather Seat with 4-Way Adjustable Flip Arms, Built-In Lumbar Support and Polished Aluminum Base
Overall Size: 29.25W x 26.25D x 38.5-42.5H
Seat: 20.25W x 19.75D x 3.5T **Back:** 20.5W x 20H x 3.5T **Seat Range:** 18.75-23
Arms to Floor: 26.5 **Carton Wt:** 39 **UPS Wt:** 48 **COM:** N/A
Carton: 29L x 26W x 13H **Cube:** 5.67
Options: SW392 **Features:** 1, 4, 7, 8, 9 **Control:** 2-to-1 Synchro Tilt
Notes: REPLACES 58-47P918P

Fabric	List Price
Air Grid® Back and Padded Bonded Leather Seat	550.00



213-37P91A7 Air Grid® Back and Padded Mesh Seat with Padded Polished Aluminum Arms, Built-In Lumbar Support and Polished Aluminum Base
Overall Size: 26W x 27D x 42.5H
Seat: 20.5W x 19.5D x 3.5T **Back:** 21.25W x 20.75H **Seat Range:** 18.5-23
Arms to Floor: 26.25 **Carton Wt:** 41 **UPS Wt:** 50 **COM:** 1 yd.
Carton: 29L x 27W x 13H **Cube:** 5.89
Options: SW392 **Features:** 1, 4, 7, 8, 9 **Control:** 2-to-1 Synchro Tilt
Notes: Available in Fun Colors - see page 24.

Fabric	List Price
Air Grid® Back and Padded Mesh Seat	575.00
 (Seat only)	600.00



213-E37P91A7 Air Grid® Back and Padded Bonded Leather Seat with Padded Polished Aluminum Arms, Built-In Lumbar Support and Polished Aluminum Base
Overall Size: 26W x 27D x 42.5H
Seat: 20.5W x 19.5D x 3.5T **Back:** 21.25W x 20.75H **Seat Range:** 18.5-23
Arms to Floor: 26.25 **Carton Wt:** 40 **UPS Wt:** 48 **COM:** N/A
Carton: 29L x 26W x 13H **Cube:** 5.67
Options: SW392 **Features:** 1, 4, 7, 8, 9 **Control:** 2-to-1 Synchro Tilt
Notes:

Fabric	List Price
Air Grid® Back and Padded Bonded Leather Seat	585.00

NJ, KY or TX In Stock

TAA Compliant

GREENGUARD Certified



⚙️ **213-J11N1W** Latte Fabric Padded Seat and Back with Height Adjustable PU Padded Arms, Built-In Lumbar Support and Angled Nylon Base
Overall Size: 27.75W x 27.25D x 42.75H
Seat: 20.5W x 19.5D x 3.5T **Back:** 21.25W x 20.75H **Seat Range:** 18.5-23
Arms to Floor: 25.5 **Carton Wt:** 39 **UPS Wt:** 46 **COM:** N/A
Carton: 28L x 26W x 13H **Cube:** 5.47
Options: SW392 **Features:** 1, 4, 7, 8, 9 **Control:** 2-to-1 Synchro Tilt
Notes:

Fabric	List Price
Latte Fabric Seat and Back	440.00



⚙️ **213-J44N1W** Teal Fabric Padded Seat and Back with Height Adjustable PU Padded Arms, Built-In Lumbar Support and Angled Nylon Base
Overall Size: 27.75W x 27.25D x 42.75H
Seat: 20.5W x 19.5D x 3.5T **Back:** 21.25W x 20.75H **Seat Range:** 18.5-23
Arms to Floor: 25.5 **Carton Wt:** 39 **UPS Wt:** 46 **COM:** N/A
Carton: 28L x 26W x 13H **Cube:** 5.47
Options: SW392 **Features:** 1, 4, 7, 8, 9 **Control:** 2-to-1 Synchro Tilt
Notes:

Fabric	List Price
Teal Fabric Seat and Back	440.00



⚙️ **213-J77N1W** Sand Fabric Padded Seat and Back with Height Adjustable PU Padded Arms, Built-In Lumbar Support and Angled Nylon Base
Overall Size: 27.75W x 27.25D x 42.75H
Seat: 20.5W x 19.5D x 3.5T **Back:** 21.25W x 20.75H **Seat Range:** 18.5-23
Arms to Floor: 25.5 **Carton Wt:** 39 **UPS Wt:** 46 **COM:** N/A
Carton: 28L x 26W x 13H **Cube:** 5.47
Options: SW392 **Features:** 1, 4, 7, 8, 9 **Control:** 2-to-1 Synchro Tilt
Notes:

Fabric	List Price
Sand Fabric Seat and Back	440.00



⚙️ **213-J88N1W** Salmon Fabric Padded Seat and Back with Height Adjustable PU Padded Arms, Built-In Lumbar Support and Angled Nylon Base
Overall Size: 27.75W x 27.25D x 42.75H
Seat: 20.5W x 19.5D x 3.5T **Back:** 21.25W x 20.75H **Seat Range:** 18.5-23
Arms to Floor: 25.5 **Carton Wt:** 39 **UPS Wt:** 46 **COM:** N/A
Carton: 28L x 27W x 13H **Cube:** 5.47
Options: SW392 **Features:** 1, 4, 7, 8, 9 **Control:** 2-to-1 Synchro Tilt
Notes:

Fabric	List Price
Salmon Fabric Seat and Back	440.00



⚙️ **213-J99N1W** Steel Fabric Padded Seat and Back with Height Adjustable PU Padded Arms, Built-In Lumbar Support and Angled Nylon Base
Overall Size: 27.75W x 27.25D x 42.75H
Seat: 20.5W x 19.5D x 3.5T **Back:** 21.25W x 20.75H **Seat Range:** 18.5-23
Arms to Floor: 25.5 **Carton Wt:** 39 **UPS Wt:** 46 **COM:** N/A
Carton: 28L x 26W x 13H **Cube:** 5.47
Options: SW392 **Features:** 1, 4, 7, 8, 9 **Control:** 2-to-1 Synchro Tilt
Notes:

Fabric	List Price
Steel Fabric Seat and Back	440.00

62 Series



⚙️ **6216** Deluxe Air Grid® Back and Seat Manager's Chair with Adjustable Arms, Adjustable Lumbar and Industrial Steel Finish Base
Overall Size: 28W x 27D x 40.75-45H
Seat: 21.75W x 20.5D **Back:** 21.5W x 24H **Seat Range:** 17.75-22
Arms to Floor: 26.25 **Carton Wt:** 51 **UPS Wt:** 51 **COM:** N/A
Carton: 31L x 26W x 12H **Cube:** 5.59
Options: CG50, SW70 **Features:** 1, 4, 7, 8, 9 **Control:** 2-to-1 Synchro Tilt
Notes:

Fabric	List Price
Air Grid® Seat and Back	775.00



⚙️ **6236** Deluxe Air Grid® Seat and Back Manager's Chair with Adjustable Arms, Adjustable Lumbar, Dual Function Control and Industrial Steel Finish Base
Overall Size: 28.5W x 27D x 44.5H
Seat: 21.75W x 20.5D **Back:** 21.5W x 24H **Seat Range:** 18.25-22.5
Arms to Floor: 27 **Carton Wt:** 57 **UPS Wt:** 57 **COM:** N/A
Carton: 32L x 26W x 11H **Cube:** 5.29
Options: CG50, SW70 **Features:** 1, 4, 8, 9, 11 **Control:** Dual Function
Notes:

Fabric	List Price
Air Grid® Seat and Back	825.00

63 Series



63247SM-231 24/7 Breathable Mesh Manager's Chair with Memory Foam Mesh Seat, Adjustable Lumbar Support, Adjustable Arms and Black Angled Nylon Base. 24/7 High Intensity Use Chair.
Overall Size: 29W x 29D x 41-45.5H
Seat: 20.5W x 19.5D x 3.5T **Back:** 21.5W x 22.75 **Seat Range:** 18.75-23
Arms to Floor: 25.75 **Carton Wt:** 49 **UPS Wt:** 59 **COM:** N/A
Carton: 33L x 26W x 14H **Cube:** 6.95 **Options:** CG50, SW70
Features: 1, 3, 4, 7, 8, 9, 15 **Control:** 2-to-1 Synchro Tilt with Seat Slider
Notes:

Fabric	List Price
Dark Air Grid® Back and Fabric Seat	625.00

247 ELITE
300 lbs.



⚙️ **63-37A773HM** Dual Layer Air Grid® Back and Black Mesh Seat, Adjustable Headrest, 2-Way Adjustable Arms, Adjustable Lumbar and Industrial Steel Finish Base
Overall Size: 28.75W x 29D x 48.5 - 55.5H
Seat: 21.5W x 21.5D x 4T **Back:** 21W x 28.25H **Seat Range:** 20 - 22.75
Arms to Floor: 26 **Carton Wt:** 69 **UPS Wt:** 69 **COM:** N/A
Carton: 37L x 26W x 13H **Cube:** 7.23 **Options:** CG50, SW70
Features: 1, 4, 6, 8, 9 **Control:** Mid Pivot Knee Tilt
Notes:

Fabric	List Price
Dual Layer Air Grid® Back and Black Mesh Seat and Trim	895.00



⚙️ **63-E37A773HL** Dual Layer Air Grid® Back and Black Bonded Leather Seat, Adjustable Headrest, 2-Way Adjustable Arms, Adjustable Lumbar and Industrial Steel Finish Base
Overall Size: 28.5W x 29D x 49 - 56H
Seat: 21.5W x 21.75D x 4.75T **Back:** 21.75W x 22H **Seat Range:** 20.75-23
Arms to Floor: 26.25 **Carton Wt:** 61 **UPS Wt:** 61 **COM:** N/A
Carton: 37L x 26W x 13H **Cube:** 7.23 **Options:** CG50, SW70
Features: 1, 4, 6, 8, 9 **Control:** Mid Pivot Knee Tilt
Notes:

Fabric	Price Reduction
Dual Layer Air Grid® Back and Black Bonded Leather Seat and Trim	995.00



⚙️ **63-E3T17C63C** Black Vertical Mesh Back and Black Bonded Leather Seat, Height Adjustable Chrome Arms, Height & Depth Adjustable Lumbar Support & Polished Aluminum Base
Overall Size: 27.25W x 24.25D x 40.5-45H
Seat: 21.5W x 19.25D x 3T **Back:** 21.5W x 23.25H **Seat Range:** 17.75-22.25
Arms to Floor: 24.5 **Carton Wt:** 53 **UPS Wt:** 55 **COM:** N/A
Carton: 31L x 26W x 14H **Cube:** 6.53 **Options:** CG50, SW70
Features: 1, 3, 4, 7, 8, 9, 15 **Control:** Deluxe 2-to-1 with Seat Slider
Notes: Optional HRL818 Leather Headrest - see page 31.
 Patent#: US D534, 398 S

Fabric	Price Reduction
Black Vertical Mesh Back and Black Bonded Leather Seat	725.00



⚙️ **63-T117C63C** Black Vertical Mesh Back and Seat, Height Adjustable Chrome Arms, Height & Depth Adjustable Lumbar Support and Polished Aluminum Base
Overall Size: 27.25W x 24.5D x 40.5-45H
Seat: 21.5W x 20D **Back:** 21.5W x 23.25H **Seat Range:** 17.5-22
Arms to Floor: 24.5 **Carton Wt:** 54 **UPS Wt:** 55 **COM:** N/A
Carton: 31L x 26W x 14H **Cube:** 6.53 **Options:** CG50, SW70
Features: 1, 3, 4, 7, 8, 9, 15 **Control:** Deluxe 2-to-1 with Seat Slider
Notes: Optional HRX818 Mesh Headrest - see page 31.
 Patent#: US D534, 398 S

Fabric	Price Reduction
Black Vertical Mesh Seat and Back	800.00

67 and 68 Series



67-66N61R5 Light Air Grid® Back and Seat Manager's Chair with Flip Arms, and Angled Platinum Finished Nylon Base
Overall Size: 27.75W x 24.75D x 43.25H
Seat: 20W x 20D **Back:** 19W x 19.5H **Seat Range:** 19.25-23.5
Arms to Floor: 27.5 **Carton Wt:** 47 **UPS Wt:** 47 **COM:** N/A
Carton: 28L x 26W x 13H **Cube:** 5.47
Options: SW392 **Features:** 1, 4, 7, 8, 9 **Control:** 2-to-1 Synchro Tilt
Notes: REPLACES 67-66N69R5 Patent#: US D534, 384 S

Fabric	List Price
Light Air Grid® Back and Seat	550.00



67-77N1G5 Dark Air Grid® Back and Seat Manager's Chair with Flip Arms, and Angled Nylon Base
Overall Size: 27.25W x 25.55D x 43H
Seat: 20W x 20D **Back:** 19W x 19.5H **Seat Range:** 19.25-23.5
Arms to Floor: 27.5 **Carton Wt:** 47 **UPS Wt:** 47 **COM:** N/A
Carton: 28L x 26W x 13H **Cube:** 5.47
Options: SW392 **Features:** 1, 4, 7, 8, 9 **Control:** 2-to-1 Synchro Tilt
Notes: REPLACES 67-77N9G5 Patent#: US D534, 384 S

Fabric	List Price
Air Grid® Back and Seat	550.00



67-E36N61R5 Light Air Grid® Back and Black Bonded Leather Seat Manager's Chair with 2-to-1 Synchro Tilt, Flip Arms and Angled Platinum Finished Nylon Base
Overall Size: 28W x 25.25D x 38.25-42.25H
Seat: 20.5W x 20D x 3.5T **Back:** 19W x 20.25H **Seat Range:** 18.75-23
Arms to Floor: 27.25 **Carton Wt:** 41 **UPS Wt:** 46 **COM:** N/A
Carton: 28L x 26W x 13H **Cube:** 5.47
Options: SW392 **Features:** 1, 4, 7, 8, 9 **Control:** 2-to-1 Synchro Tilt
Notes:

Fabric	List Price
Light Air Grid® Back and Black Bonded Leather Seat	490.00



67-37N1G5 Dark Air Grid® Back and Mesh Seat Manager's Chair with 2-to-1 Synchro Tilt, Flip Arms and Angled Nylon Base
Overall Size: 28W x 25D x 42.5H
Seat: 20.5W x 19D x 4T **Back:** 19W x 20.75H **Seat Range:** 18.75-23
Arms to Floor: 27 **Carton Wt:** 42 **UPS Wt:** 46 **COM:** 0.75 yd.
Carton: 28L x 26W x 13H **Cube:** 5.47
Options: SW392 **Features:** 1, 4, 7, 8, 9 **Control:** 2-to-1 Synchro Tilt
Notes:

Fabric	List Price
Air Grid® Back and Mesh Seat	490.00
A	515.00
B	540.00
C	565.00
R	590.00

68 Series



68-50764 Breathable Mesh Back and Layered Leather Seat, 4-Way Adjustable Arms, Seat Slider, Dual-Function Control and Industrial Steel Finish Base
Overall Size: 28W x 27D x 41H
Seat: 21.5W x 21D x 4.5T **Back:** 21.5W x 22H **Seat Range:** 18-21.25
Arms to Floor: 25.25 **Carton Wt:** 60 **UPS Wt:** 61 **COM:** N/A
Carton: 32L x 26W x 15H **Cube:** 7.22 **Options:** CG50, SW70
Features: 1, 2, 3, 4, 8, 11, 15 **Control:** Dual-Function with Seat Slider
Notes:

Fabric	List Price
Breathable Mesh Back and Layered Black Leather Seat	950.00



6806 Professional Dual Function Air Grid® Back and Black Mesh Seat Manager's Chair with Adjustable Arms, Adjustable Lumbar and Industrial Steel Finish Base
Overall Size: 28.5W x 25.5D x 40.75-45.25H
Seat: 20.25W x 20D x 3.5T **Back:** 21.25W x 22H **Seat Range:** 18.75-23
Arms to Floor: 27.25 **Carton Wt:** 55 **UPS Wt:** 59 **COM:** N/A
Carton: 32L x 27W x 14H **Cube:** 7.0
Options: CG50, SW70 **Features:** 1, 4, 8, 9, 11 **Control:** Dual Function
Notes:

Fabric	List Price
Air Grid® Back and Mesh Seat	800.00

75 and 86 REVV® Series



6876 Professional Dual Function Air Grid® Back and Leather Seat Manager's Chair with Adjustable Arms, Adjustable Lumbar and Industrial Steel Finish Base
Overall Size: 28.25W x 30.25D x 44.75H
Seat: 21.5W x 21D x 4.5T **Back:** 21.5W x 24H **Seat Range:** 18.25-22.5
Arms to Floor: 27.25 **Carton Wt:** 57 **UPS Wt:** 57 **COM:** N/A
Carton: 32L x 26W x 14H **Cube:** 6.74
Options: CG50, SW70 **Features:** 1, 4, 8, 9, 11 **Control:** Dual Function
Notes:

Fabric	List Price
Air Grid® Back and Leather Seat	875.00

75 Series



75-7A773 Dual Layer Air Grid® Back and Custom Fabric Seat Ergonomic Chair with Adjustable Lumbar, 2-Way Adjustable Arms and Industrial Steel Finish Base
Overall Size: 30.25W x 28.75D x 44.5H
Seat: 22W x 21D x 4.25T **Back:** 20.75W x 22.5H **Seat Range:** 19-22
Arms to Floor: 25.5 **Carton Wt:** 62 **UPS Wt:** 63 **COM:** 1 yds
Carton: 32L x 27W x 15H **Cube:** 7.5
Options: CG50, SW70 **Features:** 1, 4, 6, 8, 9 **Control:** Mid Pivot Knee Tilt
Notes:

Fabric	List Price
Dual Layer Dark Air Grid® Back and Custom Fabric Seat	
A	900.00
B	950.00
C	985.00
R	1050.00



75-37A773 Dual Layer Air Grid® Back and Black Mesh Seat Ergonomic Chair with Adjustable Lumbar, 2-Way Adjustable Arms and Industrial Steel Finish Base
Overall Size: 28.5W x 26.75D x 42.5-45.25H
Seat: 21.75W x 21.75D x 4.5T **Back:** 21W x 22H **Seat Range:** 19.75-22.5
Arms to Floor: 29 **Weight:** 65 **UPS Wt:** 69 **COM:** N/A
Carton: 32L x 26W x 17H **Cube:** 8.18
Options: CG50, SW70 **Features:** 1, 4, 6, 8, 9 **Control:** Mid Pivot Knee Tilt
Notes:

Fabric	List Price
Dual Layer Air Grid® Back and Black Mesh Seat	850.00



75-47A773 Dual Layer Air Grid® Back and Black Bonded Leather Seat Ergonomic Chair with Adjustable Lumbar, 2-Way Adjustable Arms and Industrial Steel Finish Base
Overall Size: 28.5W x 27D x 42.75 - 45.5H
Seat: 21.5W x 21D x 4.5T **Back:** 21.5W x 21.75H **Seat Range:** 20.25 - 23
Arms to Floor: 26 **Carton Wt:** 66 **UPS Wt:** 66 **COM:** N/A
Carton: 32L x 26W x 15H **Cube:** 7.22
Options: CG50, SW70 **Features:** 1, 4, 6, 8, 9 **Control:** Mid Pivot Knee Tilt
Notes:

Fabric	List Price
Dual Layer Air Grid® Back and Black Bonded Leather Seat	925.00

86 REVV® Series



86-M22C625R Self Adjusting Ice SpaceFlex® Back and Shadow Mesh Seat Manager's Chair with Adjustable Arms and Platinum Finish Base
Overall Size: 27.25W x 24D x 44H
Seat: 19.25W x 19.5D x 4.5T **Back:** 21W x 19H **Seat Range:** 18.25-22.5
Arms to Floor: 24.75 **Carton Wt:** 50 **UPS Wt:** 53 **COM:** N/A
Carton: 32L x 26W x 13H **Cube:** 6.25 **Options:** CG50, SW70
Features: 1, 4, 8, 9, 14 **Control:** Self Adjusting 4-to-1 Synchro Tilt
Notes:


Fabric	List Price
Ice SpaceFlex® Back and Shadow Mesh Seat	675.00





86-M32C625R Self Adjusting Ice SpaceFlex® Back and Raven Mesh Seat Manager's Chair with Adjustable Arms and Platinum Finish Base
Overall Size: 27.25W x 24D x 44H
Seat: 19.25W x 19.5D x 4.5T **Back:** 21W x 19H **Seat Range:** 18.25-22.5
Arms to Floor: 24.75 **Carton Wt:** 50 **UPS Wt:** 53 **COM:** N/A
Carton: 32L x 26W x 13H **Cube:** 6.25 **Options:** CG50, SW70
Features: 1, 4, 8, 9, 14 **Control:** Self Adjusting 4-to-1 Synchro Tilt
Notes:


Fabric	List Price
Ice SpaceFlex® Back and Raven Mesh Seat	675.00


86 REVV® Series


	86-M33BN2W Self Adjusting Raven SpaceFlex® Back and Raven Mesh Seat Manager's Chair with Adjustable Arms and Nylon Base	Fabric	List Price
	Overall Size: 27.25W x 24D x 44H	Raven SpaceFlex® Back and Raven Mesh Seat	625.00
	Seat: 19.25W x 19.5D x 4.5T Back: 21W x 19H Seat Range: 18.25-22.5	Self Adjusting Mechanism	
	Arms to Floor: 24.75 Carton Wt: 50 UPS Wt: 53 COM: N/A		
	Carton: 32L x 26W x 13H Cube: 6.25 Options: CG50, SW70		
Features: 1, 4, 8, 9, 14 Control: Self Adjusting 4-to-1 Synchro Tilt			
Notes:			

	86-M33C625R Self Adjusting Raven SpaceFlex® Back and Raven Mesh Seat Manager's Chair with Adjustable Arms and Platinum Finish Base	Fabric	List Price
	Overall Size: 27.25W x 24D x 44H	Raven SpaceFlex® Back and Raven Mesh Seat	675.00
	Seat: 19.25W x 19.5D x 4.5T Back: 21W x 19H Seat Range: 18.25-22.5	Self Adjusting Mechanism	
	Arms to Floor: 24.75 Carton Wt: 50 UPS Wt: 53 COM: N/A		
	Carton: 32L x 26W x 13H Cube: 6.25 Options: CG50, SW70		
Features: 1, 4, 8, 9, 14 Control: Self Adjusting 4-to-1 Synchro Tilt			
Notes:			


	86-M34C625R Self Adjusting Fog SpaceFlex® Back and Raven Mesh Seat Manager's Chair with Adjustable Arms and Platinum Finish Base	Fabric	List Price
	Overall Size: 27.25W x 24D x 44H	Fog SpaceFlex® Back and Raven Mesh Seat	675.00
	Seat: 19.25W x 19.5D x 4.5T Back: 21W x 19H Seat Range: 18.25-22.5	Self Adjusting Mechanism	
	Arms to Floor: 24.75 Carton Wt: 50 UPS Wt: 53 COM: N/A		
	Carton: 32L x 26W x 13H Cube: 6.25 Options: CG50, SW70		
Features: 1, 4, 8, 9, 14 Control: Self Adjusting 4-to-1 Synchro Tilt			
Notes:			


	86-M35C625R Self Adjusting Tang SpaceFlex® Back and Raven Mesh Seat Manager's Chair with Adjustable Arms and Platinum Finish Base	Fabric	List Price
	Overall Size: 27.25W x 24D x 44H	Tang SpaceFlex® Back and Raven Mesh Seat	675.00
	Seat: 19.25W x 19.5D x 4.5T Back: 21W x 19H Seat Range: 18.25-22.5	Self Adjusting Mechanism	
	Arms to Floor: 24.75 Carton Wt: 50 UPS Wt: 53 COM: N/A		
	Carton: 32L x 26W x 13H Cube: 6.25 Options: CG50, SW70		
Features: 1, 4, 8, 9, 14 Control: Self Adjusting 4-to-1 Synchro Tilt			
Notes:			


	86-M39C625R Self Adjusting Cosmo SpaceFlex® Back and Raven Mesh Seat Manager's Chair with Adjustable Arms and Platinum Finish Base	Fabric	List Price
	Overall Size: 27.25W x 24D x 44H	Cosmo SpaceFlex® Back and Raven Mesh Seat	675.00
	Seat: 19.25W x 19.5D x 4.5T Back: 21W x 19H Seat Range: 18.25-22.5	Self Adjusting Mechanism	
	Arms to Floor: 24.75 Carton Wt: 50 UPS Wt: 53 COM: N/A		
	Carton: 32L x 26W x 13H Cube: 6.25 Options: CG50, SW70		
Features: 1, 4, 8, 9, 14 Control: Self Adjusting 4-to-1 Synchro Tilt			
Notes:			

	86-M66C625R Self Adjusting Kiwi SpaceFlex® Back and Kiwi Mesh Seat Manager's Chair with Adjustable Arms and Platinum Finish Base	Fabric	List Price
	Overall Size: 27.25W x 24D x 44H	Kiwi SpaceFlex® Back and Kiwi Mesh Seat	675.00
	Seat: 19.25W x 19.5D x 4.5T Back: 21W x 19H Seat Range: 18.25-22.5	Self Adjusting Mechanism	
	Arms to Floor: 24.75 Carton Wt: 50 UPS Wt: 53 COM: N/A		
	Carton: 32L x 26W x 13H Cube: 6.25 Options: CG50, SW70		
Features: 1, 4, 8, 9, 14 Control: Self Adjusting 4-to-1 Synchro Tilt			
Notes:			



86 REVV® and Pulsar Series



	86-M74C625R Self Adjusting Fog SpaceFlex® Back and Blue Mist Mesh Seat Manager's Chair with Adjustable Arms and Platinum Finish Base	Fabric	List Price
	Overall Size: 27.25W x 24D x 44H	Fog SpaceFlex® Back and Blue Mist Mesh Seat	675.00
	Seat: 19.25W x 19.5D x 4.5T Back: 21W x 19H Seat Range: 18.25-22.5	Self Adjusting Mechanism	
	Arms to Floor: 24.75 Carton Wt: 50 UPS Wt: 53 COM: N/A		
	Carton: 32L x 26W x 13H Cube: 6.25 Options: CG50, SW70		
Features: 1, 4, 8, 9, 14 Control: Self Adjusting 4-to-1 Synchro Tilt			
Notes:			



	86-M77C625R Self Adjusting Blue Mist SpaceFlex® Back and Blue Mist Mesh Seat Manager's Chair with Adjustable Arms and Platinum Finish Base	Fabric	List Price
	Overall Size: 27.25W x 24D x 44H	Blue Mist SpaceFlex® Back and Blue Mist Mesh Seat	675.00
	Seat: 19.25W x 19.5D x 4.5T Back: 21W x 19H Seat Range: 18.25-22.5	Self Adjusting Mechanism	
	Arms to Floor: 24.75 Carton Wt: 50 UPS Wt: 53 COM: N/A		
	Carton: 32L x 26W x 13H Cube: 6.25 Options: CG50, SW70		
Features: 1, 4, 8, 9, 14 Control: Self Adjusting 4-to-1 Synchro Tilt			
Notes:			

	86-M88C625R Self Adjusting Latte SpaceFlex® Back and Latte Mesh Seat Manager's Chair with Adjustable Arms and Platinum Finish Base	Fabric	List Price
	Overall Size: 27.25W x 24D x 44H	Latte SpaceFlex® Back and Latte Mesh Seat	675.00
	Seat: 19.25W x 19.5D x 4.5T Back: 21W x 19H Seat Range: 18.25-22.5	Self Adjusting Mechanism	
	Arms to Floor: 24.75 Carton Wt: 50 UPS Wt: 53 COM: N/A		
	Carton: 32L x 26W x 13H Cube: 6.25 Options: CG50, SW70		
Features: 1, 4, 8, 9, 14 Control: Self Adjusting 4-to-1 Synchro Tilt			
Notes:			

Pulsar Series

	86W-2C12F2W White Self Adjusting SpaceFlex® Back and Padded Mesh Seat Manager's Chair with Height Adjustable Flip Arms and Coated Nylon Base	Fabric	List Price
	Overall Size: 27.25W x 24D x 44H	White SpaceFlex® Back & Mesh Seat	700.00
	Seat: 19.25W x 19.5D x 4.5T Back: 21W x 19H Seat Range: 18.25-22.5	 Self Adjusting Mechanism	
	Arms to Floor: 24.75 Carton Wt: 49 UPS Wt: 53 COM: .75 yds		
	Carton: 32L x 26W x 13H Cube: 6.25 Options: CG50, SW70		
Features: 1, 4, 8, 9, 14 Control: Self Adjusting 4-to-1 Synchro Tilt			
Notes: Available in Fun Colors - see page 24.			

	848W Nesting Chair with Breathable Mesh Back and Fabric Padded Seat in White Finish Frame.	Fabric	List Price
	Overall Size: 25W x 23.5D x 35.25H	Flex Back and Fabric Padded Seat	570.00 2-Pack
	Seat: 17.5W x 19D x 2T Back: 19.75W x 16.5H Seat Range: 19.5 Fixed	 Self Adjusting Mechanism 250 lbs.	
	Arms to Floor: 27 Carton Wt: 56 UPS Wt: 79 COM: 1 yd.		
	Carton: 26L x 26W x 24H Cube: 9.38		
Options: CG50 Features: N/A Control: N/A			
Notes: Seat Folds Up for Horizontal Nesting. Sold in 2-Pack. Set of 2 Clips for Ganging Included. Available in Fun Colors - see above.			

	5200W White Frame Finish Manager's Chair with Padded Mesh Seat and Back, Height Adjustable Flip Arms and Coated Nylon Base	Fabric	List Price
	Overall Size: 26W x 26.75D x 38H	Fun Colors (Seat and Back)	525.00
	Seat: 20.5W x 19.5D x 3.5T Back: 20.5W x 19H x 1.25T Seat Range: 16.75-19.5		
	Arms to Floor: 23.5 Carton Wt: 44 UPS Wt: 56 COM: 1.5 yds.		
	Carton: 28L x 27W x 15H Cube: 6.5		
Options: CG50, SW70 Features: 1, 4, 7, 8, 9 Control: 2-to-1 Synchro Tilt			
Notes: -3 available in NJ. Available in Fun Colors - see above.			

Pulsar and 9333E Series



317W-W11C1F2W White Frame Manager's Chair with Breathable Mesh Seat and Back, Adjustable Padded Flip Arms and Coated Nylon Base
Overall Size: 26W x 24.75D x 40.25H
Seat: 20.75W x 19.5D x 3.75T **Back:** 18.5W x 22.25H **Seat Range:** 18.75-23
Arms to Floor: 25.5 **Carton Wt:** 45 **UPS Wt:** 53 **COM:** N/A
Carton: 32L x 26W x 13H **Cube:** 6.25
Options: CG50, SW70 **Features:** 1, 4, 7, 8, 9 **Control:** 2-to-1 Synchro Tilt
Notes:

Fabric	List Price
White Breathable Mesh Seat and Back	795.00



5200W-5811

317W-W1C1F2W-3M

86W-2C12F2W



317W-W1C1F2W White Frame Manager's Chair with Breathable Mesh Back and Padded Mesh Seat Manager's Chair with Height Adjustable Flip Arms and Coated Nylon Base
Overall Size: 26W x 24.75D x 40.25H
Seat: 20.75W x 19.5D x 3.75T **Back:** 18.5W x 22.25H **Seat Range:** 18.75-23
Arms to Floor: 25.5 **Carton Wt:** 45 **UPS Wt:** 53 **COM:** .75 yd.
Carton: 32L x 26W x 13H **Cube:** 6.25
Options: CG50, SW70 **Features:** 1, 4, 7, 8, 9 **Control:** 2-to-1 Synchro Tilt
Notes: Available in Fun Colors - see page 24.

Fabric	List Price
White Breathable Mesh Back and Padded Mesh Seat	750.00
-3M Black	770.00

9333E



9333E Black Bonded Leather Conference Chair with Cantilever Arms and Industrial Steel Finish Base
Overall Size: 28.5W x 30D x 42-46.25H
Seat: 21.75W x 20D x 5.5T **Back:** 20W x 22.75H x 6T **Seat Range:** 27.75-31.75
Arms to Floor: 27.75 **Carton Wt:** 59 **UPS Wt:** 59 **COM:** N/A
Carton: 30L x 26W x 15H **Cube:** 6.77
Options: CG50, SW70 **Features:** 1, 4, 7, 8, 9 **Control:** 2-to-1 Synchro Tilt
Notes: Transitioned to Bonded Leather. **REPLACES** 9333.

Fabric	List Price
Black Bonded Leather Seat and Back	685.00

215 and 317 Series



215-3R2C62R5 Deluxe R2 SpaceGrid Back Chair with Mesh Seat, Self Adjusting Control, Platinum Finish Flip Arms and Platinum Coated Base with Black End Caps
Overall Size: 28.5W x 25.75D x 41-45.25H
Seat: 21.5W x 19.5D x 4.25T **Back:** 22.5W x 22.5H **Seat Range:** 18.5-22.75
Arms to Floor: 27.25 **Carton Wt:** 52 **UPS Wt:** 52 **COM:** N/A
Carton: 31L x 26W x 13H **Cube:** 6.06 **Options:** CG50, SW70
Features: 1, 4, 9, 14 **Control:** Self Adjusting 4-to-1 Synchro Tilt
Notes:

Fabric/Frame	List Price
R2 SpaceGrid Back and Black Mesh Seat	595.00



215-E3T17C1A8 Black Vertical Mesh Back Chair w/Bonded Leather Seat, Height & Depth Adjustable Lumbar Support, Height Adjustable Arms and Polished Aluminum Base
Overall Size: 27.25W x 25D x 39-43.25H
Seat: 21.5W x 20D x 3.5T **Back:** 22.5W x 22.75H **Seat Range:** 18.75-23
Arms to Floor: 24.5 **Carton Wt:** 47 **UPS Wt:** 55 **COM:** N/A
Carton: 31L x 26W x 14H **Cube:** 6.5 **Options:** CG50, SW70
Features: 1, 4, 7, 8, 9, 15 **Control:** 2-to-1 Synchro Tilt
Notes:

Fabric/Frame	List Price
Black Vertical Mesh Back and Black Bonded Leather Seat	695.00



215-TG117C1A8 Grey Vertical Mesh Seat and Back, Height & Depth Adjustable Lumbar Support, Height Adjustable Arms and Polished Aluminum Base
Overall Size: 27.25W x 25D x 39-43.25H
Seat: 21.5W x 20.25D **Back:** 22.5W x 22.75H **Seat Range:** 17.5-21.75
Arms to Floor: 24.5 **Carton Wt:** 47 **UPS Wt:** 55 **COM:** N/A
Carton: 31L x 26W x 14H **Cube:** 6.5 **Options:** CG50, SW70
Features: 1, 4, 7, 8, 9, 15 **Control:** 2-to-1 Synchro Tilt
Notes:

Fabric/Frame	List Price
Grey Vertical Mesh Seat and Back	795.00

317 Series



317-ME3R2C6KF6 Professional R2 SpaceGrid Back Chair w/ Bonded Leather Seat, Platinum Finish Flip Arms, Seat Slider and Platinum Coated Base w/Black End Caps
Overall Size: 28.5W x 26D x 43.25H
Seat: 20.5W x 19.25D x 4T **Back:** 22W x 22.75H **Seat Range:** 18.5-21
Arms to Floor: 26.5 **Carton Wt:** 53 **UPS Wt:** 53 **COM:** N/A
Carton: 32L x 26W x 13H **Cube:** 6.25 **Options:** CG50, SW70
Features: 1, 3, 4, 7, 8, 9, 15 **Control:** Deluxe 2-to-1 with Seat Slider
Notes:

Fabric	List Price
R2 SpaceGrid Back and Black Bonded Leather Seat	775.00



317-R22C6KF6 Professional R2 SpaceGrid Seat and Back Chair with Platinum Finish Flip Arms, Seat Slider and Platinum Coated Base with Black End Caps
Overall Size: 28.5W x 26.25D x 43.25H
Seat: 21.25W x 19.75D **Back:** 22W x 22.75H **Seat Range:** 17.75-20.25
Arms to Floor: 26.25 **Carton Wt:** 55 **UPS Wt:** 55 **COM:** N/A
Carton: 32L x 26W x 13H **Cube:** 6.26 **Options:** CG50, SW70
Features: 1, 3, 4, 7, 8, 9, 15 **Control:** Deluxe 2-to-1 with Seat Slider
Notes:

Fabric	List Price
R2 SpaceGrid Seat and Back	850.00



317-ME3R2C7KF7 Professional R2 SpaceGrid Back Chair with Memory Foam Bonded Leather Seat, Industrial Steel Adjustable Flip Arms and Industrial Steel Coated Base with Black End Caps
Overall Size: 28.5W x 26D x 43.25H
Seat: 20.5W x 19.25D x 4T **Back:** 22W x 22.75H **Seat Range:** 18.5-21
Arms to Floor: 26.5 **Carton Wt:** 55 **UPS Wt:** 55 **COM:** N/A
Carton: 32L x 26W x 13H **Cube:** 6.26 **Options:** CG50, SW70
Features: 1, 3, 4, 7, 8, 9, 15 **Control:** Deluxe 2-to-1 with Seat Slider
Notes:

Fabric	List Price
R2 SpaceGrid Back and Black Bonded Leather Seat	775.00

317, 335 Series and 521 Series



317-R22C7KF7 Professional R2 SpaceGrid Seat and Back Chair with Industrial Steel Adjustable Flip Arms, Seat Slider and Industrial Steel Coated Base with Black End Caps
Overall Size: 28.5W x 26.25D x 43.25H
Seat: 21.25W x 19.75D **Back:** 22W x 22.75H **Seat Range:** 17.75-20.25
Arms to Floor: 26.25 **Carton Wt:** 55 **UPS Wt:** 55 **COM:** N/A
Carton: 32L x 26W x 13H **Cube:** 6.26 **Options:** CG50, SW70
Features: 1, 3, 4, 7, 8, 9, 15 **Control:** Deluxe 2-to-1 with Seat Slider
Notes: **Seat Slider**

Fabric	List Price
R2 SpaceGrid Seat and Back	850.00



317-ME36C61F6 Professional Light AirGrid® Back Chair w/Black Bonded Leather Seat, Memory Foam, Platinum Finish Flip Arms & Platinum Coated Base w/Black End Caps
Overall Size: 28.5W x 24.5D x 40.5-44.5H
Seat: 20.5W x 19.25D x 4T **Back:** 22W x 22.75H **Seat Range:** 19.25-23.5
Arms to Floor: 26.5 **Carton Wt:** 47 **UPS Wt:** 53 **COM:** N/A
Carton: 32L x 26W x 13H **Cube:** 6.26
Options: SW70 **Features:** 1, 4, 7, 8, 9 **Control:** 2-to-1 Synchro Tilt
Notes:

Fabric	List Price
Light AirGrid® Back and Black Bonded Leather Seat	625.00



317-66C61F6 Professional Light AirGrid® Seat and Back Chair with Platinum Finish Flip Arms and Platinum Coated Base with Black End Caps
Overall Size: 28.5W x 23.75D x 44.25H
Seat: 21.5W x 19.75D **Back:** 22W x 22.75H **Seat Range:** 18.5-22.5
Arms to Floor: 26.75 **Carton Wt:** 48 **UPS Wt:** 53 **COM:** N/A
Carton: 32L x 26W x 13H **Cube:** 6.26
Options: SW70 **Features:** 1, 4, 7, 8, 9 **Control:** 2-to-1 Synchro Tilt
Notes:

Fabric	List Price
Light AirGrid® Back and Seat	695.00



335-E37P918P Professional Air Grid® Back Chair with Black Bonded Leather Seat and Trim, Adjustable Arms, Adjustable Lumbar, and Angled Polished Aluminum Base
Overall Size: 27.75W x 24.25D x 43.25-47.25H
Seat: 19W x 19D x 3T **Back:** 20.75W x 24H **Seat Range:** 18.25-22.75
Arms to Floor: 25.25 **Carton Wt:** 43 **UPS Wt:** 53 **COM:** N/A
Carton: 32L x 26W x 13H **Cube:** 6.25
Options: SW392 **Features:** 1, 4, 7, 8, 9 **Control:** 2-to-1 Synchro Tilt
Notes: REPLACES 335-47P918P

Fabric	List Price
Air Grid® Back and Black Bonded Leather Seat and Trim	695.00

521 Series



521-3T1P96A8 High Back Black Vertical Mesh Chair with Black Fabric Seat, Height Adjustable Arms, Seat Slider, and Angled Chrome Base
Overall Size: 27.75W x 26.25D x 39.25-43.75H
Seat: 21W x 19.75D x 3.5T **Back:** 18.5W x 21.75H **Seat Range:** 17.75-22.5
Arms to Floor: 25.5 **Carton Wt:** 51 **UPS Wt:** 55 **COM:** N/A
Carton: 32L x 27W x 13H **Cube:** 6.5
Options: CG50, SW392 **Features:** 1, 4, 7, 8, 9, 15 **Control:** 2-to-1 Synchro Tilt
Notes: **NEW** **Seat Slider**

Fabric	Price Reduction
Black Vertical Mesh Back and Black Fabric Seat and Trim	695.00



521-E3TG1N668PR High Back Black Vertical Mesh Chair with Black Bonded Leather Seat, Height Adjustable Arms, Seat Slider, and Angled Silver Base
Overall Size: 27.75W x 24D x 39.25-43.75H
Seat: 21W x 19D x 3.25T **Back:** 18.75W x 22H **Seat Range:** 17.25-22.5
Arms to Floor: 25.25 **Carton Wt:** 49 **UPS Wt:** 55 **COM:** N/A
Carton: 32L x 27W x 13H **Cube:** 6.5
Options: CG50, SW392 **Features:** 1, 4, 7, 8, 9, 15 **Control:** 2-to-1 Synchro Tilt
Notes: **NEW** **Seat Slider**

Fabric	List Price
Black Vertical Mesh Back and Black Bonded Leather Seat and Trim	695.00

521 and 529 Series



521-3TW1N168PW High Back White Vertical Mesh Chair with Black Fabric Seat, Height Adjustable Arms, Seat Slider, and Angled White Base
Overall Size: 27W x 24D x 39.25-43.75H
Seat: 21W x 19D x 3.25T **Back:** 18.75W x 22H **Seat Range:** 17.75-22.5
Arms to Floor: 25.25 **Carton Wt:** 49 **UPS Wt:** 55 **COM:** N/A
Carton: 32L x 27W x 13H **Cube:** 6.5
Options: CG50, SW392 **Features:** 1, 4, 7, 8, 9, 15 **Control:** 2-to-1 Synchro Tilt
Notes: Available in Fun Colors - see page 24. **NEW** **Seat Slider**

Fabric	List Price
White Vertical Mesh Back and Black Fabric Seat and Trim	695.00
(Seat only)	695.00

529 Series



529-3R2N1F2 R2 SpaceGrid Back Chair with Memory Foam Mesh Seat, Height Adjustable Flip Arms, Adjustable Lumbar and Nylon Base
Overall Size: 27W x 24D x 39-43.25H
Seat: 20.5W x 18.75D x 3.5T **Back:** 22.25W x 30.75H **Seat Range:** 17.75-22
Arms to Floor: 25.75 **Carton Wt:** 42 **UPS Wt:** 51 **COM:** 1 yd.
Carton: 31L x 26W x 13H **Cube:** 6.06
Options: CG50, SW70 **Features:** 1, 4, 7, 8, 9 **Control:** 2-to-1 Synchro Tilt
Notes: Available in Fun Colors - see page 24. Patent # US D660,621 S

Fabric/Frame	List Price
R2 SpaceGrid Back and Black Mesh Seat	550.00
(Seat only)	570.00



529-M3R2N6F2 R2 SpaceGrid Back Chair with Memory Foam Mesh Seat, Height Adjustable Flip Arms, Adjustable Lumbar, Seat Slider and Nylon Base
Overall Size: 26W x 24.25D x 38.25-42.5H
Seat: 19.75W x 18.5D x 4.5T **Back:** 22W x 20.5H **Seat Range:** 18.75-23
Arms to Floor: 25 **Carton Wt:** 47 **UPS Wt:** 51 **COM:** 1 yd.
Carton: 31L x 26W x 13H **Cube:** 6.06 **Options:** CG50, SW70
Features: 1, 4, 7, 8, 9, 15 **Control:** 2-to-1 Synchro Tilt with 3 Position Lock
Notes: Available in Fun Colors - see page 24. 3-Position Lock with Anti-Kick Control. **Featuring New Seat Slider**

Fabric/Frame	List Price
R2 SpaceGrid Back and Black Mesh Seat	625.00
(Seat only)	645.00



529-ME3R2N6F2 R2 SpaceGrid Back Chair with Memory Foam Bonded Leather Seat, Height Adjustable Flip Arms, Adjustable Lumbar, Seat Slider and Nylon Base
Overall Size: 26.25W x 25.25D x 43H
Seat: 20.5W x 19.5D x 4.5T **Back:** 22.5W x 27.25H **Seat Range:** 19.5-24
Arms to Floor: 25.5 **Carton Wt:** 48 **UPS Wt:** 51 **COM:** N/A
Carton: 31L x 26W x 13H **Cube:** 6.06 **Options:** CG50, SW70
Features: 1, 4, 7, 8, 9, 15 **Control:** 2-to-1 Synchro Tilt with 3 Position Lock
Notes: 3-Position Lock with Anti-Kick Control. **Featuring New Seat Slider**

Fabric/Frame	List Price
R2 SpaceGrid Back and Black Bonded Seat	625.00



529-R2N1F2 R2 SpaceGrid Back Chair with Memory Foam Mesh Seat, Height Adjustable Flip Arms, Adjustable Lumbar and Nylon Base
Overall Size: 27.5W x 25.5D x 43H
Seat: 20.75W x 19.5D x 4T **Back:** 22.25W x 28H **Seat Range:** 17.75-22
Arms to Floor: 25.75 **Carton Wt:** 43 **UPS Wt:** 51 **COM:** 1 yd.
Carton: 31L x 26W x 13H **Cube:** 6.06
Options: CG50, SW70 **Features:** 1, 4, 7, 8, 9 **Control:** 2-to-1 Synchro Tilt
Notes:

Fabric/Frame	List Price
R2 SpaceGrid Back	
A	580.00
B	610.00
C	642.00
R	695.00



529-E3R2N1F2 R2 SpaceGrid Back Chair with Memory Foam Bonded Leather Seat, Height Adjustable Flip Arms, Adjustable Lumbar and Nylon Base
Overall Size: 27W x 25D x 39-43.25H
Seat: 20W x 19.5 x 4.5T **Back:** 22.25W x 19.5H **Seat Range:** 19.75-24
Arms to Floor: 25.5 **Carton Wt:** 42 **UPS Wt:** 51 **COM:** N/A
Carton: 31L x 26W x 13H **Cube:** 6.06 **Cube:** 4.34
Options: CG50, SW70 **Features:** 1, 4, 7, 8, 9 **Control:** 2-to-1 Synchro Tilt
Notes: Patent # US D660,621 S

Fabric/Frame	List Price
R2 SpaceGrid Back and Black Bonded Leather Seat	550.00



818-41G9C18P Breathable Mesh Back and Black Leather Seat Executive Chair with Adjustable Arms and Lumbar, Seat Slider and Industrial Steel Finish Angled Base
Overall Size: 27.75W x 28.5D x 44H
Seat: 20W x 19D x 3T **Back:** 19.75W x 23H **Seat Range:** 17.75-20.25
Arms to Floor: 25.5 **Carton Wt:** 49 **UPS Wt:** 57 **COM:** N/A
Carton: 32L x 26W x 14H **Cube:** 6.74 **Options:** HRX818, HRL818, A7U Arm, SW392
Features: 1, 3, 4, 7, 8, 9, 15 **Control:** Deluxe 2-to-1 w/Seat Slider
Notes: To Order with A7U Arms use Model# **818-41G9C1A7U**

Fabric	List Price
Black Breathable Mesh Back and Black Top Grain Genuine Leather Seat 300 lbs.	950.00



818A-11P9C1A8 Breathable Mesh Seat and Back Executive Chair with Adjustable Arms & Lumbar, Seat Slider and Polished Aluminum Finish Base
Overall Size: 28W x 28.5D x 44H
Seat: 20W x 19D **Back:** 19.75W x 23H **Seat Range:** 17.75-20.25
Arms to Floor: 25.5 **Carton Wt:** 49 **UPS Wt:** 57 **COM:** N/A
Carton: 32L x 26W x 14H **Cube:** 6.74 **Options:** HRX818, A7U Arm, SW392
Features: 1, 3, 4, 7, 8, 9, 15 **Control:** Deluxe 2-to-1 w/Seat Slider
Notes: To Order with A7U Arms use Model# **818A-11P9C1A7U**

Fabric	List Price
Black Breathable Mesh Seat and Back 300 lbs.	995.00



818A-41P9C1A8 Breathable Mesh Back and Leather Seat Executive Chair with Adjustable Arms & Lumbar, Seat Slider and Polished Aluminum Finish Base
Overall Size: 28W x 28.5D x 44H
Seat: 20W x 19D x 3T **Back:** 19.75W x 23H **Seat Range:** 17.75-20.25
Arms to Floor: 25.5 **Carton Wt:** 49 **UPS Wt:** 57 **COM:** N/A
Carton: 32L x 26W x 14H **Cube:** 6.74 **Options:** HRX818, A7U Arm, SW392
Features: 1, 3, 4, 7, 8, 9, 15 **Control:** Deluxe 2-to-1 w/Seat Slider
Notes: To Order with A7U Arms use Model# **818A-41P9C1A7U**

Fabric	List Price
Black Breathable Mesh Back and Black Top Grain Genuine Leather Seat 300 lbs.	995.00



839-11B35WA Breathable Mesh Back and Seat with 2-Way Adjustable Arms, Adjustable Lumbar, Deluxe Control, Anti Kick Back and Black Finish Base
Overall Size: 28.5W x 24D x 41.5H
Seat: 21.5W x 20D **Back:** 22.5W x 22.75H **Seat Range:** 17-19.75
Arms to Floor: 23.25 **Carton Wt:** 52 **UPS Wt:** 52 **COM:** N/A
Carton: 31L x 26W x 13H **Cube:** 6.06 **Options:** CG50, SW70
Features: 1, 4, 9, 14 **Control:** Deluxe 2-to-1 Control
Notes: **Big & Tall 400 lbs.**

Fabric	List Price
Breathable Mesh Seat and Back	975.00



9370-55NC17U Leather Executive Chair with Soft PU Padded Adjustable Arms, Layered Seat and Back, Seat Slider and Nylon Base
Overall Size: 26.75W x 27.5D x 45.75H
Seat: 20.5W x 19.5D x 3T **Back:** 21.25W x 33H x 3T **Seat Range:** 16-19.5
Arms to Floor: 26 **Carton Wt:** 56 **UPS Wt:** 58 **COM:** N/A
Carton: 35L x 26W x 13H **Cube:** 6.85 **Options:** CG50, SW70
Features: 1, 3, 4, 7, 8, 9, 15 **Control:** Deluxe 2-to-1 with Seat Slider
Notes:

Fabric	List Price
Leather Top Grain	850.00



A15 Adjustable Arms
Carton Wt: 8 **Cube:** 0.88
Designed For: 13-37N20D, 13-M22N20D, 13-37N30D, 13-7N20D, 13-77N20D & 13-37P500D only
List: 85.00



A7U Adjustable Soft Padded Arms
Carton Wt: 7 **Cube:** 0.88
Designed For: Most 818, 818A and 829 Models only (see below for details)
List: 90.00



A27WA Adjustable Arms
Carton Wt: 9 **Cube:** 0.96
Designed For: 15-37A720D only
Note: Height and Width Adjustable, Big & Tall Drafting Chair
List: 98.00



HRM003 Headrest
Overall Size: 15.25W x 8D x 13.5H
Pad: 15.25W x 8.75H **Height Adjustment:** 4
Carton Wt: 5 **Cube:** 0.83
Designed For: 5540 only
List: 95.00



CG50 Floor Glides (set of 5)
Carton Wt: 2 **Cube:** 0.2
Designed For: Most Work Smart Chairs & Space Drafting Chairs - See Individual Chair Options
List: 25.00 (set of 5)



SW392 Soft Wheel Caster (set of 5)
Carton Wt: 2 **Cube:** 0.2
Designed For: Angled Base Chairs See Individual Chair Options
List: 32.00 (set of 5)



HRM818 Mesh Headrest
Overall Size: 12.5W x 12.25H x 6.5D
Pad: 12.5W x 7H **Height Adjustment:** 2.5
Carton Wt: 7 **Cube:** 0.63
Designed For: 818 Series only
List: 85.00



HRL818 Leather Headrest
Overall Size: 12.5W x 12.25H x 6.5D
Pad: 12.5W x 7H **Height Adjustment:** 2.5
Carton Wt: 7 **Cube:** 0.63
Designed For: 818 Series only
List: 100.00



HRX818 Breathable Mesh Headrest
Overall Size: 12.5W x 12.25H x 6.5D
Pad: 12.5W x 6H **Height Adjustment:** 2.5
Carton Wt: 7 **Cube:** 0.62
Designed For: 818 Series only
List: 100.00



EHRL006 Bonded Leather Headrest
Overall Size: 15W x 9H x 6.5D
Pad: 15W x 9H **Height Adjustment:** 3
Carton Wt: 4 **Cube:** 0.63
Designed For: 327-E36C61F6 & 327-66C61F6 and 36806
List: 90.00



SW70 Soft Wheel Caster (set of 5)
Carton Wt: 2 **Cube:** 0.2
Designed For: Most Work Smart Chairs & Space Chairs - See Individual Chair Options
List: 30.00 (set of 5)




New Optional A7U Soft Padded Arm

Now Available on Most 818, 818A and 829 Models. The new A7U arm fits the following models.

818-11G9C18P 818-41G9C18P 818A-41P9C1A8
818-31G9C18P 818A-11P9C1A8

Example: 818-11G9C18P changes to 818-11G9C1A7U





0 = T fixed arms
3 = 2-way adjustable arms: height and width
4 = 4-way adjustable arms: height, width, forward, reverse & lateral arm pad
5 = height adjustable arms
5R = platinum coated, height adjustable arms
7 = height adjustable arms



C8/8 = platinum coated, cantilever fixed arms
WA = 2-way adjustable arms: height and width
A8 = chrome accent, height adjustable arms
8P = black finish, height adjustable
C3 = polished aluminum, cantilever fixed arms
WP = height adjustable PP arms



P3 = black finish, cantilever fixed arms
A7U = height adjustable
A27WA = 2-way adjustable arms: height and width (15 draft chair only)
R5 = platinum coated, padded flip arms
WV = padded height adjustable arms (819-vinyl)
F2 = height adjustable flip arms



F3 = 4-way adjustable flip arms: height, width, forward, reverse & lateral arm pad
F6 = platinum coated, 4-way adjustable flip arms: height, width, forward, reverse & lateral arm pad
F7 = 4-way industrial steel adjustable flip arms: height, width, forward, reverse & lateral arm pad
06 = height adjustable arms
F2W = height adjustable flip arms
A15 = height adjustable arms

New 4-Way Adjustable Arms

- 213-37N2F3D**
213-38N1F3
213-88N1F3
213-E37P91F3
- 32-E3371F3**
32-E3371F3HL
327-E36C61F6
327-66C61F6
- 317-ME3R2C6KF6**
317-R22C6KF6
317-ME3R2C7KF7
317-R22C7KF7
- 317-ME36C61F6**
317-66C61F6



Flip back Height adjustable Arm pad forward Arm pad backward Arm pad side

LOUNGE



Shown: PAC52 and PAC53 Arms, seat and back beautifully wrapped in Green (-M17) fabric. See page 154.



Shown: ATL52 / ATL51 in -R101 Dillon Snow - see page 155.

new fabrics



Choose OSP® Furniture to enhance any office environment with high-quality furnishings. With casegoods, conference and training tables, lounge and executive seating products, you'll find that OSP® Furniture excels in quality and attention to detail; offering enduring beauty for your office.

A grade fabric Dillon (antimicrobial PVC Free Polyurethane) Custom Upholstery Options



*PAC Collection recommended fabric option



Shown in: Dillon Blue -R105

PAC51 Custom Fabric Pacific Arm Chair with Chrome Finish Legs

Overall Size: 32W x 30.5D x 29.5H
Seat: 23W x 22D x 5T
Back: 23.5W x 12.25H x 4.75T **Seat Height:** 17.5
Carton Wt: 49 **UPS Wt:** 102 **COM:** 6 yds.
Carton: 30L x 29W x 24H **Cube:** 12.08

Notes: UPSable, Oversized Package.
 NJ In-Stock: -V18 Black, Dillon Fabrics.
For stock fabrics, please see page 155.

Fabric	Updated List Price
Chrome Finish Custom Fabric	
Dillon	625.00
A	625.00
B	675.00
C	735.00
R	835.00



Shown in: Dillon Blue -R105

PAC52 Custom Fabric Pacific Loveseat with Chrome Finish Legs

Overall Size: 51.5W x 30.5D x 29.5H
Seat: 42W x 22D x 5T
Back: 42W x 12.25H x 4.75T **Seat Height:** 17.5
Carton Wt: 67 **UPS Wt:** 143 **COM:** 10 yds.
Carton: 43L x 31W x 22H **Cube:** 16.97

Notes: UPSable, Oversized Package.
 NJ In-Stock: -V18 Black, Dillon Fabrics.
For stock fabrics, please see page 155.

Fabric	Updated List Price
Chrome Finish Custom Fabric	
Dillon	875.00
A	875.00
B	950.00
C	1035.00
R	1175.00



Shown in: Dillon Blue -R105

PAC53 Custom Fabric Pacific Sofa with Chrome Finish Legs

Overall Size: 72.5W x 30.5D x 29.5H
Seat: 63.5W x 22D x 5T
Back: 63.5W x 12.25H x 4.75T **Seat Height:** 17.5
Carton Wt: 90 **UPS Wt:** No UPS **COM:** 14 yds.
Carton: 64L x 31W x 22H **Cube:** 25.25

Notes: Non-UPSable.
 NJ In-Stock: -V18 Black, Dillon Fabrics.
For stock fabrics, please see page 155.

Fabric	Updated List Price
Chrome Finish Custom Fabric	
Dillon	1225.00
A	1225.00
B	1320.00
C	1435.00
R	1630.00





ATL Collection in -R107 Dillon Black with SLVN12-PTWA Coffee Table



Shown in: Dillon Black -R107

ATL51 Custom Fabric Atlantic Arm Chair with a Single UL Approved AC and USB 3.0 Charging Station, Chrome Finish Legs.
Overall Size: 32W x 30.5D x 29.5H
Seat: 23W x 22D x 5T
Back: 23.5W x 12.25H x 4.75T **Seat Height:** 17.5
Carton Wt: 53 **UPS Wt:** 102 **COM:** 6 yds.
Carton: 30L x 29W x 24H **Cube:** 12.08
Notes: UPSable, Oversized Package. **Single Power Unit.** UL Certified.
 NJ In-Stock: -R101 Snow, -R107 Black & -R105 Dillon Blue.
For stock fabrics, please see page 155-156.

Fabric	Updated List Price
Chrome Finish Custom Fabric Dillon	730.00
A	730.00
B	785.00
C	855.00
R	975.00



Shown in: Dillon Black -R107

ATL52 Custom Fabric Atlantic Loveseat with Dual UL Approved AC and USB 3.0 Charging Station, Chrome Finish Legs.
Overall Size: 51.5W x 30.5D x 29.5H
Seat: 42W x 22D x 5T
Back: 42.25W x 12.25H x 4.75T **Seat Height:** 17.5
Carton Wt: 72 **UPS Wt:** 143 **COM:** 10 yds.
Carton: 43L x 31W x 22H **Cube:** 16.97
Notes: UPSable, Oversized Package. **Dual Power Unit.** UL Certified.
 NJ In-Stock: -R101 Snow, -R107 Black & -R105 Dillon Blue.
For stock fabrics, please see page 155-156.

Fabric	Updated List Price
Chrome Finish Custom Fabric Dillon	1040.00
A	1040.00
B	1120.00
C	1220.00
R	1385.00



Shown in: Dillon Black -R107

ATL53 Custom Fabric Atlantic Sofa with Dual UL Approved AC and USB 3.0 Charging Station, Chrome Finish Legs
Overall Size: 72.5W x 30.5D x 29.5H
Seat: 63.5W x 22D x 5T
Back: 63.5W x 12.25H x 4.75T **Seat Height:** 17.5
Carton Wt: 100 **UPS Wt:** No UPS **COM:** 14 yds.
Carton: 64L x 31W x 22H **Cube:** 25.25
Notes: Non-UPSable. **Dual Power Unit.** UL Certified.
 NJ In-Stock: -R101 Snow, -R107 Black & -R105 Dillon Blue.
For stock fabrics, please see page 155-156.

Fabric	Updated List Price
Chrome Finish Custom Fabric Dillon	1455.00
A	1455.00
B	1565.00
C	1700.00
R	1925.00



-R103 (arms) and -K101 (seat/back)

MST51 Custom Fabric Main Street Chair with Espresso Finish Wood Accents
Overall Size: 30W x 29.5D x 32H
Seat: 23.75W x 23D **Back:** 24.5W x 17H **Seat Height:** 18 **Arms to Floor:** 25.25
COM: Total: 5 yds **Seat & Back Only:** 3 yds **Arms Only:** 1.75 yds
Carton Wt: 56 **UPS Wt:** 89 **Carton:** 29L x 25W x 25H **Cube:** 10.49
Options: N/A **Features:** N/A **Control:** N/A
Notes: Rated for 265 lbs. of distributed weight
For stock fabrics, please see page 157-158.

Fabric	Updated List Price
Espresso Finish with 2-Tone Custom Grade B Fabric Options	945.00
A	1000.00
B	1075.00
C	1175.00
R	1300.00



-R103 (arms) and -K100 (seat/back)

MST52 Custom Fabric Main Street Loveseat with Espresso Finish Wood Accents
Overall Size: 49.25W x 29.5D x 32H
Seat: 43.5W x 22.5D **Back:** 44.5W x 17H **Seat Height:** 18 **Arms to Floor:** 25.25
COM: Total: 6 yds **Seat & Back Only:** 4 yds **Arms Only:** 1.75 yds
Carton Wt: 86 **UPS Wt:** 150 **Carton:** 46L x 29W x 23H **Cube:** 17.77
Options: N/A **Features:** N/A **Control:** N/A
Notes: Rated for 529 lbs. of distributed weight
For stock fabrics, please see page 157-158.

Fabric	Updated List Price
Espresso Finish with 2-Tone Custom Grade B Fabric Options	1350.00
A	1435.00
B	1550.00
C	1690.00
R	1890.00



-R103 (arms) and -K100 (seat/back)

MST53 Custom Fabric Main Street Sofa with Espresso Finish Wood Accents
Overall Size: 75W x 30.75D x 32.75H
Seat: 69W x 21.5D **Back:** 69W x 27H **Seat Height:** 18.25 **Arms to Floor:** 26
COM: Total: 7.5 yds **Seat & Back Only:** 5.25 yds **Arms Only:** 1.75 yds
Carton Wt: 111 **UPS Wt:** No UPS **Carton:** 69L x 29W x 22H **Cube:** 25.47
Options: N/A **Features:** N/A **Control:** N/A
Notes: Rated for 650 lbs. of distributed weight
For stock fabrics, please see page 157-158.

Fabric	Updated List Price
Espresso Finish with 2-Tone Custom Grade B Fabric Options	2195.00
A	2385.00
B	2500.00
C	2720.00
R	3025.00

B grade fabric Dillon/Fine Tune & City Park 2-Tone Custom Upholstery Options

-R103 | Stratus -K100 | Luna -K107 | Domino -K110 | Walnut
 -R107 | Black -K101 | Onyx -K104 | Cocoa -K108 | Steely
 -R102 | Java -R104 | Buff -K106 | Birch

*MST51, MST52 and MST53 recommended fabric options. Not applicable on MST55.



Main Street Collection beautifully wrapped in Grade A Dillon -R103 Stratus with seat and back covered in Grade B Fine Tune -K102 Ash fabric





Shown in: Icon Black -231

SF8471 Custom Fabric Club Chair with Cherry Finish Legs.
 Shipped Assembled with Legs Unmounted
Overall Size: 32W x 33.5D x 30.75H
Seat: 22W x 20D
Back: 22W x 16H **Seat Height:** 17.5
Carton Wt: 62 **UPS Wt:** No UPS **COM:** 6 yds
Carton: 34L x 33W x 30H **Cube:** 19.47
Notes: Rated for 300 lbs. of distributed weight
ANSI/BIFMA Tested

Fabric	List Price
Cherry Finish	
Custom Fabric	
A	960.00
B	1025.00
C	1100.00
R	1225.00



Shown in: Icon Black -231

SF8472 Custom Fabric Loveseat with Cherry Finish Legs.
 Shipped Assembled with Legs Unmounted
Overall Size: 58W x 33.5D x 30.75H
Seat: 48W x 20D
Back: 48W x 16H **Seat Height:** 17.5
Carton Wt: 91 **UPS Wt:** No UPS **COM:** 9 yds
Carton: 59L x 34W x 30H **Cube:** 34.82
Notes: Rated for 500 lbs. of distributed weight
ANSI/BIFMA Tested

Fabric	List Price
Cherry Finish	
Custom Fabric	
A	1450.00
B	1550.00
C	1675.00
R	1860.00



Shown in: Icon Black -231

SF8473 Custom Fabric Sofa with Cherry Finish Legs.
 Shipped Assembled with Legs Unmounted
Overall Size: 74.5W x 33.5D x 30.75H
Seat: 64W x 20D
Back: 64W x 16H **Seat Height:** 17.5
Carton Wt: 111 **UPS Wt:** No UPS **COM:** 12 yds
Carton: 79L x 34W x 30H **Cube:** 46.63
Notes: Rated for 675 lbs. of distributed weight
ANSI/BIFMA Tested

Fabric	List Price
Cherry Finish	
Custom Fabric	
A	1825.00
B	1950.00
C	2100.00
R	2340.00



SL4411 Mid-Century Club Chair with Coffee Finish Solid Wood Legs.
 Shipped Assembled with Legs Unmounted
Overall Size: 30.5W x 31.75D x 33H
Seat: 23.5W x 21.25D x 5.5T
Back: 24.25W x 15H x 5.5T **Seat Height:** 18.25
Carton Wt: 53 **UPS Wt:** 121 **COM:** N/A
Carton: 32L x 31W x 25H **Cube:** 14.35
Notes: Rated for 400 lbs. of distributed weight. Assembly required.
 NJ In-Stock: -MC4 Charcoal, -MC3 Navy

Fabric	Updated List Price
Coffee Finish	
-MC2 Olive	850.00
-MC3 Navy	
-MC4 Charcoal	



SL4422 Mid-Century Loveseat with Coffee Finish Solid Wood Legs.
 Shipped Assembled with Legs Unmounted
Overall Size: 50W x 31.75D x 33H
Seat: 43.25W x 21.25D x 5.5T
Back: 44.5W x 15H x 5.5T **Seat Height:** 18.25
Carton Wt: 75 **UPS Wt:** No UPS **COM:** N/A
Carton: 51L x 32W x 25H **Cube:** 23.61
Notes: Rated for 600 lbs. of distributed weight. Assembly required.
 NJ In-Stock: -MC4 Charcoal, -MC3 Navy

Fabric	Updated List Price
Coffee Finish	
-MC2 Olive	1195.00
-MC3 Navy	
-MC4 Charcoal	



SL4433 Mid-Century Sofa with Coffee Finish Solid Wood Legs.
 Shipped Assembled with Legs Unmounted
Overall Size: 71.5W x 31.75D x 33H
Seat: 64W x 21.25D x 5.5T
Back: 71W x 15H x 9T **Seat Height:** 18.25
Carton Wt: 93 **UPS Wt:** No UPS **COM:** N/A
Carton: 73L x 32W x 25H **Cube:** 33.79
Notes: Rated for 800 lbs. of distributed weight. Assembly required.
 NJ In-Stock: -MC4 Charcoal, -MC3 Navy

Fabric	Updated List Price
Coffee Finish	
-MC2 Olive	1695.00
-MC3 Navy	
-MC4 Charcoal	



MUP51 Meetup Lounge Module with Chrome Legs and Ganging Hardware
Overall Size: 43W x 38D x 17H
Seat: 43W x 37.75D
Seat Height: 17
Carton Wt: 48 **UPS Wt:** 67 **COM:** 1.3 yds
Carton: 44L x 39W x 8H **Cube:** 7.9
Notes: Rated for 750 lbs. of distributed weight. UPSable, Oversized Pkg
 NJ In-Stock: -R107 Dillon Black

Fabric	List Price
Chrome Finish with Dillon Black (-R107)	615.00
Dillon Snow (-R101)	
A	650.00
B	700.00
C	760.00
R	850.00



Shown: MUP51-R107

Three Meetup Modules
 Overall Dimensions: 108W x 57D



Shown in -R101 Dillon Snow



Two Meetup Modules
 Overall Dimensions: 76W x 43D



SL2271 Bonded Leather **BREEZE** Club Chair with Cherry Finish Legs.
 Shipped Semi K/D
Overall Size: 32W x 29.5D x 30.5H
Seat: 20.5W x 20D
Back: 21.5W x 17H **Seat Height:** 17
Carton Wt: 58 **UPS Wt:** No UPS **COM:** N/A
Carton: 35L x 30W x 21H **Cube:** 12.76
Notes: Rated for 300 lbs. of distributed weight

Fabric	Updated List Price
Cherry Finish with EC3 Black	
EC6 Wine or EC9 Mocha Bonded Leather	900.00



SL2272 Bonded Leather **BREEZE** Loveseat with Cherry Finish Legs.
 Shipped Semi K/D
Overall Size: 52.5W x 29.5D x 30.5H
Seat: 40.5W x 20D
Back: 41W x 17H **Seat Height:** 17.75
Carton Wt: 80 **UPS Wt:** No UPS **COM:** N/A
Carton: 54L x 30W x 21H **Cube:** 19.68
Notes: Rated for 500 lbs. of distributed weight

Fabric	Updated List Price
Cherry Finish with EC3 Black	
EC6 Wine or EC9 Mocha Bonded Leather	1225.00



SL2273 Bonded Leather **BREEZE** Sofa with Cherry Finish Legs.
 Shipped Semi K/D
Overall Size: 72W x 28.5D x 32H
Seat: 60W x 20D
Back: 60.5W x 17H **Seat Height:** 17.75
Carton Wt: 105 **UPS Wt:** No UPS **COM:** N/A
Carton: 74L x 30W x 21H **Cube:** 26.97
Notes: Rated for 675 lbs. of distributed weight

Fabric	Updated List Price
Cherry Finish with EC3 Black	
EC6 Wine or EC9 Mocha Bonded Leather	1725.00



NJ **SL2371EC9** Mocha Bonded Leather **EMBRACE** Club Chair with Cherry Finish Legs. [Shipped Assembled](#)
Overall Size: 31.5W x 29.5D x 31.5H
Seat: 20.75W x 20.25D
Back: 23.5W x 16.5H **Seat Height:** 17.75
Carton Wt: 58 **UPS Wt:** No UPS **COM:** N/A
Carton: 33L x 33W x 30H **Cube:** 18.90
Notes: Rated for 300 lbs. of distributed weight

Fabric	Updated List Price
Cherry Finish with EC9 Mocha Bonded Leather	900.00



NJ **SL2372EC9** Mocha Bonded Leather **EMBRACE** Loveseat with Cherry Finish Legs. [Shipped Assembled](#)
Overall Size: 51.25W x 29.5D x 31.5H
Seat: 40.25W x 20.25D
Back: 43.5W x 16.5H **Seat Height:** 17.75
Carton Wt: 80 **UPS Wt:** No UPS **COM:** N/A
Carton: 52L x 33W x 30H **Cube:** 29.79
Notes: Rated for 500 lbs. of distributed weight

Fabric	Updated List Price
Cherry Finish with EC9 Mocha Bonded Leather	1275.00



NJ **SL2373EC9** Mocha Bonded Leather **EMBRACE** Sofa with Cherry Finish Legs. [Shipped Assembled](#)
Overall Size: 70.75W x 29.5D x 31.5H
Seat: 60W x 20.25D
Back: 63.5W x 16.5H **Seat Height:** 17.75
Carton Wt: 98 **UPS Wt:** No UPS **COM:** N/A
Carton: 72L x 33W x 30H **Cube:** 41.25
Notes: Rated for 675 lbs. of distributed weight

Fabric	Updated List Price
Cherry Finish with EC9 Mocha Bonded Leather	1625.00



NJ **SL2571U1** Espresso Faux Leather **PILLAR** Club Chair with Cherry Finish Legs. [Shipped Assembled with Legs Unmounted](#)
Overall Size: 33W x 31.25D x 33H
Seat: 19.5W x 20.75D
Back: 29.75W x 18.75H **Seat Height:** 19.25
Carton Wt: 72 **UPS Wt:** No UPS **COM:** N/A
Carton: 34L x 33W x 30H **Cube:** 19.47
Notes: Rated for 300 lbs. of distributed weight

Fabric	Updated List Price
Cherry Finish with U1 Espresso Faux Leather	895.00



NJ **SL2572U1** Espresso Faux Leather **PILLAR** Loveseat with Cherry Finish Legs. [Shipped Assembled with Legs Unmounted](#)
Overall Size: 56.5W x 31.25D x 33H
Seat: 42W x 20.75D
Back: 52.25W x 18.75H **Seat Height:** 19.25
Carton Wt: 97 **UPS Wt:** No UPS **COM:** N/A
Carton: 57L x 33W x 30H **Cube:** 32.65
Notes: Rated for 500 lbs. of distributed weight

Fabric	Updated List Price
Cherry Finish with U1 Espresso Faux Leather	1350.00



NJ **SL2573U1** Espresso Faux Leather **PILLAR** Sofa with Cherry Finish Legs. [Shipped Assembled with Legs Unmounted](#)
Overall Size: 72W x 31.25D x 33H
Seat: 59.5W x 20.75D
Back: 70.25W x 18.75H **Seat Height:** 19.25
Carton Wt: 119 **UPS Wt:** No UPS **COM:** N/A
Carton: 75L x 33W x 30H **Cube:** 42.96
Notes: Rated for 675 lbs. of distributed weight

Fabric	Updated List Price
Cherry Finish with U1 Espresso Faux Leather	1675.00



NJ TX **SL2811** Espresso or Black Bonded Leather Club Chair with Espresso Finish Legs. [Shipped K/D](#)
Overall Size: 33W x 31.25D x 33H
Seat: 23.25W x 19.5D
Back: 23.25W x 16H **Seat Height:** 18
Carton Wt: 48 **UPS Wt:** No UPS **COM:** N/A
Carton: 33L x 31W x 21H **Cube:** 12.43
Notes: Rated for 300 lbs. of distributed weight
 TX In-Stock: -EC3 Black

Fabric	Updated List Price
Espresso Finish with EC1 Espresso or EC3 Black Bonded Leather	725.00



NJ TX **SL2812** Espresso or Black Bonded Leather Loveseat with Espresso Finish Legs. [Shipped K/D](#)
Overall Size: 56.5W x 31.25D x 33H
Seat: 46.75W x 19.5D
Back: 46.75W x 16H **Seat Height:** 18
Carton Wt: 67 **UPS Wt:** No UPS **COM:** N/A
Carton: 57L x 30W x 21H **Cube:** 20.78
Notes: Rated for 500 lbs. of distributed weight
 TX In-Stock: -EC3 Black

Fabric	Updated List Price
Espresso Finish with EC1 Espresso or EC3 Black Bonded Leather	1075.00



NJ TX **SL2813** Espresso or Black Bonded Leather Sofa with Espresso Finish Legs. [Shipped K/D](#)
Overall Size: 72W x 31.25D x 33H
Seat: 62.25W x 19.5D
Back: 62.25W x 16H **Seat Height:** 18
Carton Wt: 95 **UPS Wt:** No UPS **COM:** N/A
Carton: 64L x 33W x 25H **Cube:** 30.55
Notes: Rated for 675 lbs. of distributed weight
 TX In-Stock: -EC3 Black

Fabric	Updated List Price
Espresso Finish with EC1 Espresso or EC3 Black Bonded Leather	1475.00



NJ **SL2911S-U6** Black Faux Leather Club Chair with Silver Finish Legs [Shipped Assembled](#)
Overall Size: 31.25W x 29.25D x 32H
Seat: 12.25W x 20.5D
Back: 30W x 13.75H **Seat Height:** 18.25
Carton Wt: 54 **UPS Wt:** 155 **COM:** N/A
Carton: 32L x 33W x 30H **Cube:** 18.3
Notes: Rated for 300 lbs. of distributed weight.
 UPSable, Oversized Package.

Fabric	Updated List Price
-U6 Black Faux Leather	800.00



NJ **SL2912S-U6** Black Faux Leather Loveseat with Silver Finish Legs [Shipped Assembled](#)
Overall Size: 51.5W x 29.25D x 32H
Seat: 41.5W x 20.5D
Back: 50W x 13.75H **Seat Height:** 18.25
Carton Wt: 74 **UPS Wt:** No UPS **COM:** N/A
Carton: 53L x 33W x 30H **Cube:** 30.36
Notes: Rated for 500 lbs. of distributed weight.

Fabric	Updated List Price
-U6 Black Faux Leather	1100.00



NJ **SL2913S-U6** Black Faux Leather Sofa with Silver Finish Legs [Shipped Assembled](#)
Overall Size: 69.25W x 29D x 33.25H
Seat: 60.5W x 20.5D
Back: 70W x 13.75H **Seat Height:** 18.25
Carton Wt: 92 **UPS Wt:** No UPS **COM:** N/A
Carton: 71L x 33W x 30H **Cube:** 40.67
Notes: Rated for 675 lbs. of distributed weight.

Fabric	Updated List Price
-U6 Black Faux Leather	1395.00



SL4000 Series



NJ TX **SL4001** Black or Deluxe Pewter Bonded Leather Club Chair with Coated Silver Legs. Shipped Assembled with Legs Unmounted
Overall Size: 31.5W x 29.75D x 21H
Seat: 22W x 20.75D
Back: 28W x 17.25H **Seat Height:** 18.5
Carton Wt: 61 **UPS Wt:** 102 **COM:** N/A
Carton: 33L x 30W x 21H **Cube:** 12.03
Notes: Rated for 300 lbs. of distributed weight. UPSable, Oversized Package.

Fabric	Updated List Price
-EC3 Black or -BD26 Deluxe Pewter Bonded Leather	800.00



NJ TX **SL4002** Black or Deluxe Pewter Bonded Leather Loveseat with Coated Silver Legs. Shipped Assembled with Legs Unmounted
Overall Size: 51W x 30.5D x 33.5H
Seat: 47.75W x 20.75D
Back: 47.75W x 17.25H **Seat Height:** 18.5
Carton Wt: 81 **UPS Wt:** No UPS **COM:** N/A
Carton: 52L x 30W x 21H **Cube:** 18.95
Notes: Rated for 500 lbs. of distributed weight.

Fabric	Updated List Price
-EC3 Black or -BD26 Deluxe Pewter Bonded Leather	1050.00



NJ TX **SL4003** Black or Deluxe Pewter Bonded Leather Sofa with Coated Silver Legs. Shipped Assembled with Legs Unmounted
Overall Size: 70.75W x 30.5D x 33.5H
Seat: 61W x 20.75D
Back: 67.75W x 17.25H **Seat Height:** 18.5
Carton Wt: 104 **UPS Wt:** No UPS **COM:** N/A
Carton: 71L x 30W x 21H **Cube:** 25.88
Notes: Rated for 675 lbs. of distributed weight.

Fabric	Updated List Price
-EC3 Black or -BD26 Deluxe Pewter Bonded Leather	1395.00



NJ **SL50551** Club Chair in Dillon Black or Blue Fabric with Chrome Legs. Shipped Assembled with Legs Unmounted
Overall Size: 37W x 33.25D x 34.5H
Seat: 27W x 21.5D x 10.25T
Back: 28.25W x 17.5H x 5.75T **Seat Height:** 18.5
Carton Wt: 61 **UPS Wt:** 173 **COM:** N/A
Carton: 38L x 31W x 20H **Cube:** 13.63
Notes: Rated for 275 lbs. of distributed weight. UPSable, Oversized Package. **NEW**

Fabric	List Price
-R105 Dillon Blue -R107 Dillon Black	795.00



NJ **SL50552** Loveseat in Dillon Black or Blue Fabric with Chrome Legs. Shipped Assembled with Legs Unmounted
Overall Size: 59W x 33.75D x 35.75H
Seat: 49W x 21.5D x 10.75T
Back: 51W x 18H x 5.5T **Seat Height:** 18
Carton Wt: 80 **UPS Wt:** 182 **COM:** N/A
Carton: 61L x 31W x 20H **Cube:** 21.52
Notes: Rated for 500 lbs. of distributed weight. UPSable, Oversized Package. **NEW**

Fabric	List Price
-R105 Dillon Blue -R107 Dillon Black	1100.00



NJ **SL8471** Black Leather Club Chair with Cherry Finish Shipped Assembled with Legs Unmounted
Overall Size: 32W x 33.5D x 30.75H
Seat: 22W x 20D
Back: 22W x 16H **Seat Height:** 17.25
Carton Wt: 62 **UPS Wt:** No UPS **COM:** 6 yds
Carton: 34L x 33W x 30H **Cube:** 19.47
Notes: Rated for 300 lbs. of distributed weight **ANSI/BIFMA Tested**

Fabric	Updated List Price
Cherry Finish Black Leather	925.00



NJ **SL8472** Black Leather Loveseat with Cherry Finish Shipped Assembled with Legs Unmounted
Overall Size: 58W x 33.5D x 30.75H
Seat: 48W x 20D
Back: 48W x 16H **Seat Height:** 17.25
Carton Wt: 91 **UPS Wt:** No UPS **COM:** 9 yds
Carton: 60L x 34W x 30H **Cube:** 35.41
Notes: Rated for 500 lbs. of distributed weight **ANSI/BIFMA Tested**

Fabric	Updated List Price
Cherry Finish Black Leather	1395.00



NJ **SL8473** Black Leather Sofa with Cherry Finish Shipped Assembled with Legs Unmounted
Overall Size: 74.5W x 33.5D x 30.75H
Seat: 64W x 20D
Back: 64W x 16H **Seat Height:** 17.25
Carton Wt: 111 **UPS Wt:** No UPS **COM:** 12 yds
Carton: 79L x 34W x 30H **Cube:** 46.63
Notes: Rated for 675 lbs. of distributed weight **ANSI/BIFMA Tested**

Fabric	Updated List Price
Cherry Finish Black Leather	1750.00



NJ **SL9941-EC3** Black Bonded Leather Club Chair with Chrome Frame Shipped Assembled
Overall Size: 21W x 22.5D x 26.75H
Seat: 10.75W x 22.5D
Back: 20.75W x 11.25H **Seat Height:** 17.75
Carton Wt: 66 **UPS Wt:** 157 **COM:** N/A
Carton: 35L x 33W x 28H **Cube:** 18.71
Notes: Rated for 300 lbs. of distributed weight. Ships Assembled. UPSable, Oversized Package.

Fabric	Updated List Price
-EC3 Black Bonded Leather	1025.00



NJ **SL9942-EC3** Black Bonded Leather Loveseat with Chrome Frame Shipped Assembled
Overall Size: 41.75W x 22.5D x 26.75H
Seat: 41.75W x 22.5D
Back: 41W x 11.25H **Seat Height:** 17.75
Carton Wt: 92 **UPS Wt:** No UPS **COM:** N/A
Carton: 56L x 33W x 28H **Cube:** 29.9
Notes: Rated for 500 lbs. of distributed weight. Ships Assembled.

Fabric	Updated List Price
-EC3 Black Bonded Leather	1450.00



NJ **SL9943-EC3** Black Bonded Leather Sofa with Chrome Frame Shipped Assembled
Overall Size: 62.5W x 22.5D x 26.75H
Seat: 62.5W x 22.5D
Back: 63W x 11.25H **Seat Height:** 17.75
Carton Wt: 189 **UPS Wt:** No UPS **COM:** N/A
Carton: 77L x 33W x 28H **Cube:** 41.17
Notes: Rated for 675 lbs. of distributed weight. Ships Assembled.

Fabric	Updated List Price
-EC3 Black Bonded Leather	1930.00



ACT1010 Active Perch Seat in Fabric and White Frame. Adjustable Height.

Overall Size: 15.5W x 15.5D x 24.5-34H
Seat: 15.5W x 15.5D
Seat Height: 24.5-34
Carton Wt: 17 **UPS Wt:** 21 **COM:** N/A
Carton: 17L x 17W x 15H **Cube:** 2.3
Notes: *OUTTASIGHT No-Lever Height Adjustment*

NEW

Mesh Fabric	List Price
White Frame with -3 Black -2 Grey -6 Green -9 Red -18 Orange	395.00



ACT1011 Active Perch Seat in Fabric and White Frame. Adjustable Height.

Overall Size: 15.5W x 15.5D x 22-31H
Seat: 15.5W x 15.5D
Seat Height: 22-31
Carton Wt: 15 **UPS Wt:** 21 **COM:** N/A
Carton: 17L x 17W x 15H **Cube:** 2.3
Notes: *OUTTASIGHT No-Lever Height Adjustment*

NEW

Fabric	List Price
White Frame with -3 Black	375.00



ACT3120 Active Height Adjustable Table.

Overall Size: 21.5W x 21.5D x 22-31.5H

Carton Wt: 26 **UPS Wt:** 28 **COM:** N/A
Carton: 24L x 24W x 10H **Cube:** 3.0
Notes: *OUTTASIGHT No-Lever Height Adjustment*

NEW

Finish	List Price
-1 White	400.00



ACT3020 Active Height Adjustable Seat in Fabric.

Overall Size: 15.25W x 15.25D x 18.75-26H
Seat: 14.75W x 14.75D
Seat Height: 18.75-26
Carton Wt: 15 **UPS Wt:** 21 **COM:** N/A
Carton: 17L x 17W x 15H **Cube:** 2.3
Notes: *OUTTASIGHT No-Lever Height Adjustment*

NEW

Stretch Fabric	List Price
-3 Black -2 Grey -6 Green -9 Red -18 Orange -512 Purple	325.00



ACT1010
Active Seating



NAP91CHY/ESP/MAH Napa Guest Chair with Wood Back (1 pack)

Overall Size: 22.5W x 21.75D x 30.75H
Seat: 22W x 18D x 3T **Back:** 20W x 7.5H **Seat Range:** 19 Fixed
Arms to Floor: 25.5 **Carton Wt:** 29 **UPS Wt:** 39 **COM:** .75 yds
Carton: 34L x 26W x 9H **Cube:** 4.6 **Pack:** 1
Notes: Ships 1 per carton. Assembly Required.
Notes: KD Construction
 Napa Casegoods on Pages 69-77

Fabric	Updated List Price
-3 Black	445.00
A	468.00
B	495.00
C	500.00
R	550.00

NAP91



NJ
CHY - Cherry



NJ
ESP - Espresso



NJ
MAH - Mahogany



NAP95CHY/ESP/MAH Napa Guest Chair with Upholstered Back (1 pack)

Overall Size: 22.5W x 22D x 31H
Seat: 22W x 18.5D x 3T **Back:** 20W x 8H x 2T **Seat Range:** 19 Fixed
Arms to Floor: 25.5 **Carton Wt:** 29 **UPS Wt:** 38 **COM:** 1.0 yds
Carton: 34L x 25W x 9H **Cube:** 3.12 **Pack:** 1
Notes: Ships 1 per carton. Assembly Required.
Notes: KD Construction
 Napa Casegoods on Pages 69-77

Fabric	Updated List Price
-EC3 Black Bonded Leather	500.00
A	535.00
B	575.00
C	625.00
R	695.00

NAP95



NJ
CHY - Cherry



NJ
ESP - Espresso



NJ
MAH - Mahogany



NAP97CHY/ESP/MAH Napa Guest Chair with Full Cushion Back (1 pack)

Overall Size: 23W x 23.5D x 32.75H
Seat: 22W x 17.5D x 3T **Back:** 19W x 14H x 1.5T **Seat Range:** 19 Fixed
Arms to Floor: 27 **Carton Wt:** 29 **UPS Wt:** 47 **COM:** 1.5 yds.
Carton: 36L x 24W x 11H **Cube:** 5.5 **Pack:** 1
Notes: Ships 1 per carton. Assembly Required.
Notes: KD Construction
 Napa Casegoods on Pages 69-77

Fabric	Updated List Price
-EC3 Black Bonded Leather	550.00
A	595.00
B	645.00
C	700.00
R	785.00

NAP97



NJ
CHY - Cherry



NJ
ESP - Espresso



NJ
MAH - Mahogany



NJ **KEN-992-MAH/KEN-992-LCH** Leg Chair with Wood Slat Back & Mahogany or Light Cherry Finish (2-Pack)
Overall Size: 23W x 23D x 32H
Seat: 20W x 18.5D **Back:** 18.5W x 15.5H **Seat Range:** 19 Fixed
Arms to Floor: 27 **Carton Wt:** 48 **UPS Wt:** No UPS **COM:** 1 yd per Chair
Carton: 42L x 33W x 26H **Cube:** 20.85 **Pack:** 2
Notes: Ships 2 per Carton, Frame Fully Assembled, Seat Cushions Unmounted
Notes:
 Kenwood Casegoods on Pages 53-55

Fabric	Updated List Price 2-Pack
Black	850.00
A	900.00
B	970.00
C	1055.00
R	1175.00



NJ **KEN-99-MAH/KEN-99-LCH** Leg Chair with Wood Slat Back & Mahogany or Light Cherry Finish (4-Pack)
Overall Size: 23W x 23D x 32H
Seat: 20W x 18.5D **Back:** 18.5W x 15.5H **Seat Range:** 19 Fixed
Arms to Floor: 27 **Carton Wt:** 90 **UPS Wt:** No UPS **COM:** 1 yd per Chair
Carton: 44L x 34W x 26H **Cube:** 22.50 **Pack:** 4
Notes: Ships 4 per Carton, Frame Fully Assembled, Seat Cushions Unmounted
Notes:
 Kenwood Casegoods on Pages 53-55

Fabric	Updated List Price 4-Pack
Black	1700.00
A	1810.00
B	1950.00
C	2125.00
R	2365.00



NJ **KEN-1292-MAH/KEN-1292-LCH** Leg Chair with Upholstered Back & Mahogany or Light Cherry Finish (2-Pack)
Overall Size: 23W x 23D x 32H
Seat: 20W x 18.5D **Back:** 18.5W x 15.5H **Seat Range:** 19 Fixed
Arms to Floor: 27 **Carton Wt:** 50 **UPS Wt:** No UPS **COM:** 1.5 yd per Chair
Carton: 39L x 28W x 25H **Cube:** 15.79 **Pack:** 2
Notes: Ships 2 per Carton, Frame Fully Assembled, Seat Cushions Unmounted
Notes:
 Kenwood Casegoods on Pages 53-55

Fabric	Updated List Price 2-Pack
Black	850.00
A	900.00
B	970.00
C	1055.00
R	1175.00



NJ **KEN-129-MAH/KEN-129-LCH** Leg Chair with Upholstered Back & Mahogany or Light Cherry Finish (4-Pack)
Overall Size: 23W x 23D x 32H
Seat: 20W x 18.5D **Back:** 18.5W x 15.5H **Seat Range:** 19 Fixed
Arms to Floor: 27 **Carton Wt:** 95 **UPS Wt:** No UPS **COM:** 1.5 yd per Chair
Carton: 44L x 35W x 26H **Cube:** 23.17 **Pack:** 4
Notes: Ships 4 per Carton, Frame Fully Assembled, Seat Cushions Unmounted
Notes:
 Kenwood Casegoods on Pages 53-55

Fabric	Updated List Price 4-Pack
Black	1700.00
A	1810.00
B	1950.00
C	2125.00
R	2365.00

Finish Key

MAH = Mahogany Finish **LCH** = Light Cherry Finish **ESP** = Espresso Finish
CHY = Cherry Finish



Shown in Dillon Fabrics
 KEN99MAH-R101 and KEN129MAH-R101

NJ, KY or TX In Stock



NJ **SON-992-CHY** Leg Chair with Wood Slat Back & Sonoma Cherry Finish (2-Pack)
Overall Size: 23W x 23D x 32H
Seat: 20W x 18.5D **Back:** 18.5W x 15.5H **Seat Range:** 19 Fixed
Arms to Floor: 27 **Carton Wt:** 48 **UPS Wt:** No UPS **COM:** 1 yd per Chair
Carton: 39L x 28W x 25H **Cube:** 15.79 **Pack:** 2
Notes: Ships 2 per Carton, Frame Fully Assembled, Seat Cushions Unmounted
Notes:
 Sonoma Casegoods on Pages 56-58

Fabric	Updated List Price 2-Pack
Black	850.00
A	900.00
B	970.00
C	1055.00
R	1175.00



NJ **SON-99-CHY** Leg Chair with Wood Slat Back & Sonoma Cherry Finish (4-Pack)
Overall Size: 23W x 23D x 32H
Seat: 20W x 18.5D **Back:** 18.5W x 15.5H **Seat Range:** 19 Fixed
Arms to Floor: 27 **Carton Wt:** 92 **UPS Wt:** No UPS **COM:** 1 yd per Chair
Carton: 44L x 34W x 26H **Cube:** 22.50 **Pack:** 4
Notes: Ships 4 per Carton, Frame Fully Assembled, Seat Cushions Unmounted
Notes:
 Sonoma Casegoods on Pages 56-58

Fabric	Updated List Price 4-Pack
Black	1700.00
A	1810.00
B	1950.00
C	2125.00
R	2365.00



NJ **SON-1292-CHY** Leg Chair with Upholstered Back & Sonoma Cherry Finish (2-Pack)
Overall Size: 23W x 23D x 32H
Seat: 20W x 18.5D **Back:** 18.5W x 15.5H **Seat Range:** 19 Fixed
Arms to Floor: 27 **Carton Wt:** 48 **UPS Wt:** No UPS **COM:** 1.5 yd per Chair
Carton: 39L x 28W x 25H **Cube:** 15.79 **Pack:** 2
Notes: Ships 2 per Carton, Frame Fully Assembled, Seat Cushions Unmounted
Notes:
 Sonoma Casegoods on Pages 56-58

Fabric	Updated List Price 2-Pack
Black	850.00
A	900.00
B	970.00
C	1055.00
R	1175.00



NJ **SON-129-CHY** Leg Chair with Upholstered Back & Sonoma Cherry Finish (4-Pack)
Overall Size: 23W x 23D x 32H
Seat: 20W x 18.5D **Back:** 18.5W x 15.5H **Seat Range:** 19 Fixed
Arms to Floor: 27 **Carton Wt:** 94 **UPS Wt:** No UPS **COM:** 1.5 yd per Chair
Carton: 43L x 35W x 26H **Cube:** 22.64 **Pack:** 4
Notes: Ships 4 per Carton, Frame Fully Assembled, Seat Cushions Unmounted
Notes:
 Sonoma Casegoods on Pages 56-58

Fabric	Updated List Price 4-Pack
Black	1700.00
A	1810.00
B	1950.00
C	2125.00
R	2365.00



Finish Key

MAH = Mahogany Finish **LCH** = Light Cherry Finish **ESP** = Espresso Finish
CHY = Cherry Finish

NJ, KY or TX In Stock

SIS

Systems In Stock



SIS offers full-featured, contract-quality systems furniture backed by a limited lifetime warranty.

- Recyclable metal materials
- Powdercoat finishes
- Re-usable metal-to-metal connections
- Glass panels with real glass
- Strong core construction
- Meets ANSI/BIFMA
- UL approved, including electrical and fabric
- 100% polyester UL-recognized (UR) fabric
- Installer-friendly, rod-and-block assembly
- **IN STOCK**



Create open environments to private workstations with 39", 53", 53" glass and 67" panel heights

14' x 5' Shared Workstation
White finish & Urban Walnut worksurfaces
39"H Panels
Mobile Pedestals

30" & 36" wide lateral files also available



SIS electrical is designed specifically for the system and is both UL Listed and CSA Certified. It is an 8-wire, 4-circuit system with 3 open, 1 dedicated circuit to support any power/data requirements. Power can run through panels and connectors. Ceiling and base feeds are available. The flush-design, black raceways feature steel bases, scratch-resistant resin covers and adjustable glides.


Worksurfaces



Fabric



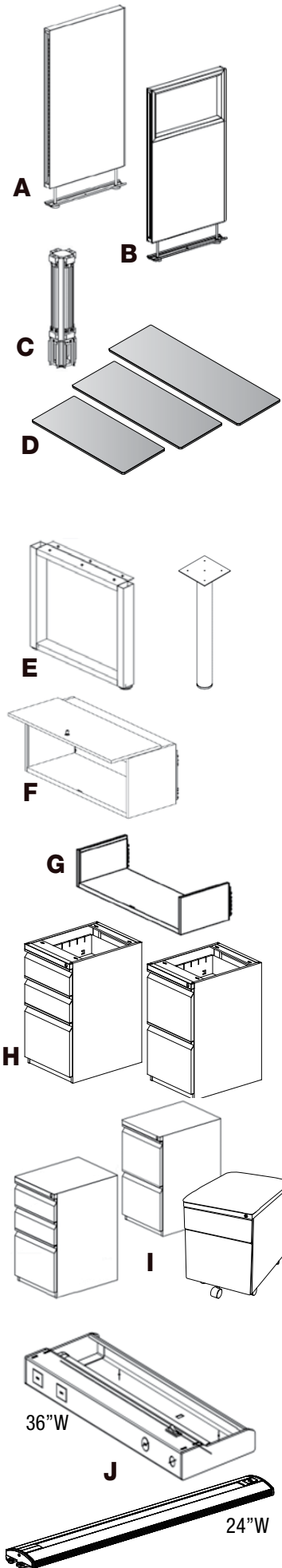
Finishes



In Stock: CA only



Telemarketing Station 2-Pack 8' x 2.5'
Silver finish & Espresso worksurfaces
67"H Panels with Locking Overheads
LED Lighting
Mobile Pedestals



A. Panels - Fabric

67H x 24W	53H x 24W	39H x 24W
67H x 30W	53H x 30W	39H x 30W
67H x 36W	53H x 36W	39H x 36W
67H x 42W	53H x 42W	39H x 42W
67H x 48W	53H x 48W	39H x 48W

* All red text indicates NEW item

B. Panels - Fabric + Glass

53H x 24W	53H x 42W
53H x 30W	53H x 48W
53H x 36W	

** White panels available with Black or White raceways

** Raceway covers, end caps and draw rods specified separately

** Non-powered and powered panels available

C. Connectors - 67, 53 & 39 Heights

- 2-way
- 3-way
- 4-way

D. Worksurfaces

72W x 24D	72W x 30D
66W x 24D	60W x 30D
60W x 24D	48W x 30D
48W x 24D	
42W x 24D	36W x 36D Corner
36W x 24D	42W x 42D Corner
30W x 24D	

Transaction Counters

72W x 14D
60W x 14D

Transaction Counter Brackets

- End Bracket
- Middle Bracket
- Panel/Connector Bracket

E. Worksurface Support Legs

- 24"D O Leg
- 24"D Single Peninsula Leg

A full selection of panel-hung, worksurface supporting Hardware is available

F. Metal Overhead Storage with Locking Flipper Door

24", 30", 36", **42"** & 48" widths

G. Metal Hanging Shelf

24", 30", 36", **42"** & 48" widths

H. Worksurface Supporting Pedestals (Open Top)

- Box/Box/File
- File/File

I. Mobile Pedestals (Closed Top)

- Box/Box/File
- File/File
- Box/File**

J. Task Lighting

- 24"W LED Task Light (connectable)
- 24"W Motion LED Task Light (connectable)
- 36"W Incandescent Task Light

** Motion sensor for auto on/off...power savings

K. Panel - Top Frosted Glass

Privacy Screens with Mounting Brackets
24", 30", 36", 42" & 48" widths

L. Fabric Tackboards

24", 30", 36", 42" & 48" widths

Electrical SIS features an 8-wire, 4-circuit electrical system with base and ceiling feeds, power pole for full power/data capability. Electrical is UL Listed and CSA Certified.

SYSTEMS IN STOCK



Silver Finish & White Worksurfaces

Pricing shown is without electrical

Complete UL approved 8-wire, 4-circuit electrical system also in stock
Panels can be shipped non-powered or powered

6 x 6 x 39H	w/1 Pedestal	w/2 Pedestals
1 Office	\$4,602 List	\$5,197 List
3-Pack	\$12,766 List	\$14,551 List

Unique system

Sleek, rectilinear design and flush style base

Modern colors

IN STOCK
New Jersey

FREE drawing and specification services



White Finish & White Worksurfaces

5 x 5 x 53H	w/1 Pedestal	w/2 Pedestals
1 Office	\$4,734 List	\$5,329 List
6-Pack	\$22,249 List	\$25,819 List



Silver Finish & White Worksurfaces

Worksurface, finish and fabric swatches shown on page 49

6 x 6 x 67H & 53H	w/1 Pedestal	36W Overhead	LED Lighting	2nd Pedestal
1 Office	\$5,365 List	\$440 List	\$300 List	\$595 List
3-Pack	\$14,965 List			

SYSTEMS IN STOCK

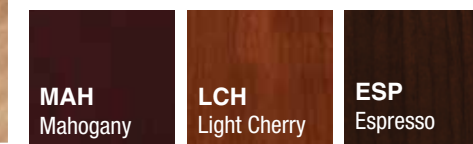


Tuxedo in Slate Grey
See pages 64-68



Kenwood features fluted hardwood edge design and select hardwood veneers. Each is book-matched and assembled in traditional fashion to develop the natural grain character. Complementing this careful craftsmanship are a warm Light Cherry, Mahogany and new Espresso finishes. Durable finishes feature subtle sheen created through multiple-step processes to achieve a unique level of sophistication. New glass modesty panels and glass door hutch add modern styling.

Finish Key



Phase Out

CASEGOODS



A336072SVS in Slate Grey/
Silver Base
See page 88

NAP-36-URB in Urban Walnut
See page 73

DESKS

KEN-89-xxx Bow Desk Shell 72"x39"x29" CU:8.9 WT:191.8 List Price: \$1905	KEN-01-xxx Desk Shell 72"x36"x29" CU:6.8 WT:176.4 List Price: \$1815	KEN-02-xxx Desk Shell 66"x30"x29" CU:5.3 WT:136.7 List Price: \$1530	KENxxx-47 Bullet 72"x36"x29" CU:9.7 WT:149.9 Consists of: KEN-47T, KEN-41/47B Not Available in Espresso List Price: \$1690	KENxxx-47GM Bullet Desk w/Glass 1/2 Modesty Panel 72"x36"x29" CU:8.7 WT:138.9 Consists of: KEN-47TGM, 41/47PSLVR List Price: \$1850	KENxxx-41L Left P-Top 72"x36"/42"x29" CU:10.9 WT:154.3 Consists of: KEN-41TL, 41/47B Not Available in Espresso List Price: \$950 *Phase Out*	KENxxx-41R Right P-Top 72"x36"/42"x29" CU:10.9 WT:154.3 Consists of: KEN-41TR, 41/47B Not Available in Espresso List Price: \$950 *Phase Out*

RETURNS

KENxxx-41LGM Left P-Top w/Glass 1/2 Modesty Panel 72"x36"/42"x29" CU:9.5 WT:138.9 Consists of: KEN-41TLGM, 41/47P-SLVR Not Available in Espresso List Price: \$995 *Phase Out*	KENxxx-41RGM Right P-Top w/Glass 1/2 Modesty Panel 72"x36"/42"x29" CU:9.5 WT:138.9 Consists of: KEN-41TRGM, 41/47P-SLVR Not Available in Espresso List Price: \$995 *Phase Out*	KEN-87L-xxx Left Corner Bow Desk 72"x30"/48"x29" CU:9.3 WT:175.3 Not Available in Espresso List Price: \$2130	KEN-87R-xxx Right Corner Bow Desk 72"x30"/48"x29" CU:9.3 WT:175.3 Not Available in Espresso List Price: \$2130	KEN-45-xxx Return Shell 48"x24"x29" CU:3.6 WT:79.4 List Price: \$920	KEN-96-xxx Return 42"x24"x29" CU:3.2 WT:72.8 List Price: \$805	KEN-92-xxx Return Shell 36"x24"x29" CU:2.8 WT:77.2 Not Available in Espresso List Price: \$730

BRIDGES

KEN-70-xxx Bridge Shell 48"x24"x29" CU:2.8 WT:66.1 List Price: \$740	KEN-98-xxx Bridge 42"x24"x29" CU:2.6 WT:55.1 Not Available in Espresso List Price: \$640	KEN-93-xxx Bridge 36"x24"x29" CU:2.3 WT:46.3 Not Available in Espresso List Price: \$580

CREDENZAS

KEN-43-xxx Credenza Shell 72"x20"x29" CU:5.1 WT:119.0 List Price: \$1270	KEN-11-xxx Credenza Shell 66"x20"x29" CU:4.7 WT:103.6 List Price: \$1210 Not Available in Espresso	KEN-82L-xxx Left Corner Credenza 72"x36"x29" CU:7.1 WT:145.5 List Price: \$800 *Phase Out*	KEN-82R-xxx Right Corner Credenza 72"x36"x29" CU:7.1 WT:145.5 List Price: \$800 *Phase Out*		

PEDESTALS

KEN-10-xxx
Storage Credenza
72"x20"x29"
CU:26.8 WT:251.3
List Price: **\$3050**
Ships Assembled

KEN-65-xxx
BBF Ped-Desk
24.25"x15.5"x27"
CU:7.4 WT:72.8
List Price: **\$890**
Ships Assembled

KEN-74-xxx
FF Ped-Desk
24.25"x15.5"x27"
CU:7.4 WT:72.8
List Price: **\$890**
Ships Assembled

KEN-66-xxx
BBF Ped-Credenza/
Return
18.5"x15.5"x27"
CU:5.7 WT:59.5
List Price: **\$740**
Ships Assembled

KEN-75-xxx
FF Ped-Credenza/
Return
18.5"x15.5"x27"
CU:5.7 WT:56.2
List Price: **\$740**
Ships Assembled

KEN-68-xxx
Lateral File Ped
35"x18"x27"
CU:12.2 WT:97
List Price: **\$1555**
Ships Assembled

KEN-69-xxx
MultiFile Ped
32"x18"x27"
CU:11.2 WT:93.7
List Price: **\$1845**
Not Available in LCH
Ships Assembled

ACCESSORIES

KEN-14-xxx
Keyboard Tray
26"x12"
CU:0.6 WT:11.0
List Price: **\$135**

KEN-15-xxx
Center Drawer
15"x20"
CU:0.7 WT:7.7
List Price: **\$110**

NAP-GM
Metallic Grommets (5-Pack)
2.5"x2.5"x1"
CU:0.02 WT:0.05
List Price: **\$95**

LK1-GC
Lock Core with Keys
\$15 List

KC-GC Change Key
\$8 List

KM-GC Master Key
\$8 List

HUTCHES

KENxxx-42
Overhead with Glass Doors
72" x 14" x 42"
CU:8.8 WT:165.4
Consists of: KEN-44H,4DG
List Price: **\$1945**

KENxxx-44
Overhead Storage
72"x14"x42"
CU:8.8 WT:165.4
Consists of: KEN-44H,4DW
List Price: **\$1945**

STORAGE & FILING

KEN-13-xxx
Storage Cabinet
37"x20"x29"
CU:5.3 WT:110.2
List Price: **\$1500**

KEN-52-xxx
Storage/Lateral File
37.5"x20"x71"
CU:35.2 WT:147.7
List Price: **\$4115**
Not Available in Espresso
Ships Assembled

KEN-12-xxx
Lateral File
37"x20"x29"
CU:14.1 WT:143.1
List Price: **\$1715**
Ships Assembled

KEN-51-xxx
Wardrobe/Storage
37.5"x20"x71"
CU:10.9 WT:194
List Price: **\$3230**
Not Available in Espresso

KEN-55-xxx
Bookcase/Open Hutch
36"x14"x42"
CU:4.8 WT:103.6
List Price: **\$1100**

KEN-56-xxx
5-Shelf Bookcase
36"x14"x71"
CU:7.5 WT:165.3
List Price: **\$1690**

RECEPTION

KEN-122-xxx
Reception Desk
72"x30"x42"
CU:9.6 WT:242.5
List Price: **\$2580**

NAP-123
Glass Floating Top
Fits KEN122
71"x17.5"x0.5"
CU:2.1 WT:79.4
List Price: **\$495**

KEN-124-xxx
Counter (for return #125)
60"x12.5"
CU:1.5 WT:23.8
List Price: **\$375**

KEN-125-xxx
Reception Return
42"x20"x42"
CU:4.0 WT:92.6
List Price: **\$1020**

KEN-19-xxx
Coffee Table
48"x24"x16"
CU:4.0 WT:61.7
List Price: **\$890**

KEN-20-xxx
End Table
24"x24"x20"
CU:2.1 WT:41.9
List Price: **\$615**

CONFERENCE

KENxxx-58
Round Table
42"Dia.x30"H
CU:11.2 WT:97
Consists of: KEN-58T,58B
List Price: **\$1435**

KENxxx-59
Round Table
48"Dia.x30"H
CU:15.2 WT:106.9
Consists of: KEN-59T,59/63B
List Price: **\$1690**

KENxxx-35
Conference Table
72"x36"x30"
CU:13.9 WT:185
Consists of: KEN-35T/S,35B
List Price: **\$2160**
Not Available in Espresso

KENxxx-60
Conference Table
96"x42"x30"
CU:21.1 WT:271.1
Consists of: KEN-60T/S,60/61/62B
List Price: **\$2445**

KENxxx-61
Conference Table
120"x48"x30"
CU:23.1 WT:306.5
Consists of: KEN-61T,61S,60/61/62B
List Price: **\$3445**

KENxxx-62
Conference Table
144"x48"x30"
CU:23.1 WT:306.5
Consists of: KEN-62T,62S,60/61/62B
List Price: **\$4185**

NAPT-3
Tackboard for NAP42/44
SON44, KEN42/44
65"x17.5"
Black Fabric
CU:1.2 WT:15
List Price: **\$195**

KENxxx-63
Conference Table
168"x48"x30"
CU:44 WT:387
Consists of: KEN-63T,59/63B(3 qty.)
List Price: **\$5505**

KEN-50-xxx
4 Door Credenza
72"x20"x29"
CU:9.4 WT:200.6
List Price: **\$2355**

KEN-100-xxx
Presentation Board
48"x48"x4"
CU:8.8 WT:110.2
List Price: **\$1720**
Ships Assembled

Bow Top Desk 72"x39"
KENxxx-TYP1
23.7 cu. ft. 334 lbs.
Consists of: KEN-89,65,74
\$3,685

Double Pedestal Desk 72"x36"
KENxxx-TYP2
21.6 cu. ft. 318.6 lbs.
Consists of: KEN-01,65,74
\$3,595

Double Pedestal Desk 66"x30"
KENxxx-TYP3
20.1 cu. ft. 278.9 lbs.
Consists of: KEN-02,65,74
\$3,310

Kneespace Credenza 72"x20"
KENxxx-TYP5
16.5 cu. ft. 234.7 lbs.
Consists of: KEN-43,66,75
\$2,750

Kneespace Credenza 66"x20"
KENxxx-TYP6
16.1 cu. ft. 219.3 lbs.
Consists of: KEN-11,66,75
\$2,690

Double Lateral File Credenza 72"x20"
KENxxx-TYP7
29.3 cu. ft. 313.0 lbs.
Consists of: KEN-43,68,68
\$4,380

L Shape w/Bow Desk 72"x87"
KENxxx-TYP8
25.6 cu. ft. 400.2 lbs.
Consists of: KEN-89,65,45,75
\$4,455

L Shape 66"x78"
KENxxx-TYP9
22.0 cu. ft. 345.1 lbs.
Consists of: KEN-89,65,45,75
\$4,080

Left L Shape w/Curved Corner 72"x82"
KENxxx-TYP10L
25.2 cu. ft. 381.5 lbs.
Consists of: KEN-87L,65,92,75
Not Available in Espresso
\$4,490

Right L Shape w/Curved Corner 72"x82"
KENxxx-TYP10R
25.2 cu. ft. 381.5 lbs.
Consists of: KEN-87R,65,92,75
Not Available in Espresso
\$4,490

Executive Office
KENxxx-TYP11
49 cu. ft. 734.1 lbs.
Consists of: KEN-89,65,74,43, 66,75,44
KEN44 Consists of: KEN-44H,4DW
\$8,380

U Shape w/Hutch 72"x107"
KENxxx-TYP12
38.7 cu. ft. 671.3 lbs.
Consists of: KEN-89,65,70, 43,75,44
KEN44 consists of: KEN-44H,4DW
\$7,490

U w/Hutch + Storage 108"x107"
KENxxx-TYP13
57.6 cu. ft. 918 lbs.
Consists of: KEN-89,65,70,43,75,44,12,55
KEN44 consists of: KEN-44H,4DW
\$10,305

Left U + Bookcase 108"x108"
KENxxx-TYP14L
46.5 cu. ft. 827.9 lbs.
Consists of: KEN-01,65,93,82R,75,44,56
KEN44 consists of: KEN-44H,4DW
\$8,460

Left U w/Corner + Storage 108"x102"
KENxxx-TYP15L
57.5 cu. ft. 881.7 lbs.
Consists of: KEN-87L,65,93,43,75,44,12,55
KEN44 consists of: KEN-44H,4DW
Not Available in Espresso
\$10,370

U w/Bullet + Bookcase 108"x104"
KENxxx-TYP16
44.1 cu. ft. 748.4 lbs.
Consists of: KEN-47,70,43,69,44,56
KEN44 consists of: KEN-44H,4DW
KEN47 consists of: KEN-47T,41/47B
Not Available in Espresso
\$9,180

Left U w/P-Top + Storage 108"x114"
KENxxx-TYP17L
53.7 cu. ft. 814.4 lbs.
Consists of: KEN-41R,93,82R, 75,44,12,55
KEN44 consists of: KEN-44H,4DW
KEN41R consists of: KEN-41TR,41/47B
Not Available in Espresso
\$7,830

Right U w/P-Top + Storage 108"x114"
KENxxx-TYP17R
53.7 cu. ft. 814.4 lbs.
Consists of: KEN-41L,93,82L, 75,44,12,55
KEN44 consists of: KEN-44H,4DW
KEN41L consists of: KEN-41TL,41/47B
Not Available in Espresso
\$7,830

Reception Station 72"x72"x43"
KENxxx-TYP19
28.2 cu. ft. 487.9 lbs.
Consists of: KEN-122,65,125,75,124
\$5,605

Conference Group 3-Pcs.
KENxxx-TYP20
35.6 cu. ft. 421 lbs.
Consists of: KEN-60,13,100
KEN60 consists of: KEN-60T/S,60/61/62B
\$5,665

Our most extensive offering, Sonoma complements contemporary environments with soft radius edges, compound-curved corners and several curved components, such as P-Tops, half-cylinder table bases, round and racetrack tables. All conference tables feature 2" thick tops. Work surfaces and end panels are 1-1/8" thick. Edges and corners are solid hardwood carefully crafted to match select hardwood veneers, presented in Dark Cherry stain. Medium sheen finishes from multiple-step processes provide executive appearance and lasting durability.



Finish Key
CHY - Dark Cherry

DESKS

SON-89 Bow Desk Shell
72"x39"x29"
CU:7.8 WT:194.0
List Price: \$1905

SON-01 Desk Shell
72"x36"x29"
CU:7.2 WT:179.7
List Price: \$1815

SON-02 Desk Shell
66"x30"x29"
CU:5.6 WT:138.9
List Price: \$1530

SON47 Bullet
72"x36"x29"
CU:10.3 WT:149.9
Consists of: SON-47T, 41/47B
List Price: \$800
Phase Out

SONCHY-41L Left P-Top
72"x36"x42"x29"
CU:11.5 WT:154.3
Consists of: SON-41L, 41/47B
List Price: \$950
Phase Out

SON-87L Left Corner Bow Desk
72"x30"x48"x29"
CU:9.4 WT:175.3
List Price: \$2130

SON-87R Right Corner Bow Desk
72"x30"x48"x29"
CU:9.4 WT:175.3
List Price: \$2130

RETURNS

SON-45 Return Shell
48"x24"x29"
CU:3.8 WT:81.6
List Price: \$920

SON-96 Return
42"x24"x29"
CU:3.2 WT:85.8
List Price: \$805

SON-92 Return Shell
36"x24"x29"
CU:2.9 WT:79.4
List Price: \$730

BRIDGES

SON-70 Bridge Shell
48"x24"x29"
CU:2.9 WT:66.1
List Price: \$740

SON-93 Bridge
36"x24"x29"
CU:2.4 WT:46.3
List Price: \$580

SON-98 Bridge
42"x24"x29"
CU:2.5 WT:52.8
List Price: \$640

SON-10 Storage Credenza
72"x20"x29"
CU:26.6 WT:252.4
List Price: \$3050
Ships Assembled

PEDESTALS

SON-65 BBF Ped-Desk
15.5"x24"x27"
CU:7.1 WT:72.8
List Price: \$890
Ships Assembled

SON-74 FF Ped-Desk
15.5"x24"x27"
CU:7.1 WT:69.4
List Price: \$890
Ships Assembled

SON-66 BBF Ped-Credenza/Return
15.5"x18"x27"
CU:5.5 WT:56.2
List Price: \$740
Ships Assembled

SON-75 FF Ped-Credenza/Return
15.5"x18"x27"
CU:5.5 WT:56.2
List Price: \$740
Ships Assembled

SON-68 Lateral File Ped
35"x18"x27"
CU:11.6 WT:94.8
List Price: \$1,555
Ships Assembled

SON-69 MultiFile Ped
32"x18"x27"
CU:10.7 WT:93.7
List Price: \$1,845
Ships Assembled

CREDENZAS

SON-43 Credenza Shell
72"x20"x29"
CU:5.6 WT:121.3
List Price: \$1270

SON-11 Credenza Shell
66"x20"x29"
CU:5.2 WT:105.8
List Price: \$1210

SON-82L Left Corner Credenza
72"x36"x29"
CU:7.2 WT:145.5
List Price: \$1725

SON-82R Right Corner Credenza
72"x36"x29"
CU:7.2 WT:145.5
List Price: \$1725

ACCESSORIES

SON-14 Keyboard Tray
26"x12"
CU:0.5 WT:11.0
List Price: \$135

SON-15 Center Drawer
20"x15"
CU:0.7 WT:7.7
List Price: \$110

NAP-GM Metallic Grommets (5-Pack)
2.5"x2.5"x1"
CU:0.02 WT:0.05
List Price: \$95

LK1-GC Lock Core with Keys
\$15 List

KC-GC Change Key
\$8 List

KM-GC Master Key
\$8 List

HUTCH

SON-44 Overhead Storage
72"x14"x42"
CU:8.0 WT:164.2
List Price: \$1945

NAPT-3 Tackboard for NAP42/44
SON44, KEN42/44
65"x17.5"
Black Fabric
CU:1.2 WT:10.2
List Price: \$195

Tackboard Custom Fabric
NAPT- (Specify Fabric)
Grade A \$250
Grade B \$280
Grade C \$310
Grade R \$340

STORAGE & FILING

SON-13 Storage Cabinet
37"x20"x29"
CU:4.9 WT:111.3
List Price: \$1500

SON-12 Lateral File
37"x20"x29"
CU:14.1 WT:145.5
List Price: \$1715
Ships Assembled

SON-109 Four-Drawer Lateral File
37"x20"x56"
CU:26.7 WT:221.0
List Price: \$3600
Ships Assembled

SON-52 Storage/File
37"x19"x70"
CU:34.0 WT:152.1
List Price: \$4115
Ships Assembled

SON-51 Wardrobe/Storage
37"x19"x70"
CU:10.3 WT:197.3
List Price: \$3230

SON-55 Bookcase/Open Hutch
36"x14"x42"
CU:4.6 WT:104.7
List Price: \$1100

SON-56 5-Shelf Bookcase
36"x14"x70"
CU:7.8 WT:167.6
List Price: \$1690

RECEPTION

SON-122 Reception Desk
72"x30"/36"x43"
CU:9.2 WT:242.5
List Price: \$2580

NAP-123 Glass Floating Top Fits SON-122
71"x17.5"x0.5"
CU:2.1 WT:79.4
List Price: \$495

SON-124 Counter (for return #125)
60"x12.5"
CU:1.1 WT:23.8
List Price: \$375

SON-125 Reception Return
42"x20"x42"
CU:3.8 WT:92.6
List Price: \$1020

SON-19 Coffee Table
48"x24"x16"
CU:3.3 WT:63.9
List Price: \$890

SON-20 End Table
24"x24"x20"
CU:2.1 WT:44.1
List Price: \$615

CONFERENCE

SON58 Round Table
42"Dia.x30"H
CU:13.3 WT:100.3
Consists of: SON-58T, 58B
List Price: \$1435

SON59 Round Table
48"Dia.x30"H
CU:17.8 WT:109.6
Consists of: SON-59T, 59/63B
List Price: \$1690

SON35 Conference Table
72"x36"x30"
CU:15.6 WT:210.1
Consists of: SON-35T/S, 35B
List Price: \$2160

SON60 Conference Table
96"x42"x30"
CU:23.9 WT:205.5
Consists of: SON-60T/S, 60/61/62B
List Price: \$2445

SON61 Conference Table
120"x48"x30"
CU:23.5 WT:275.6
Consists of: SON-61T, 61S, 60/61/62B
List Price: \$3445

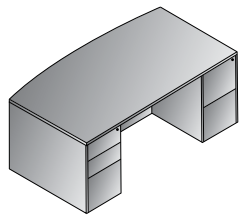
SON62 Conference Table
144"x48"x30"
CU:25.5 WT:310.9
Consists of: SON-62T, 62S, 60/61/62B
List Price: \$4185

SON63 Conference Table
168"x48"x30"
CU:50.6 WT:394.8
Consists of: SON-63T, 59/63B (3 qty.)
List Price: \$5505

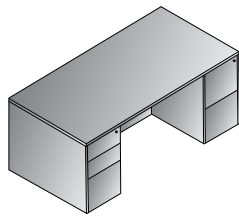
SON-50 4 Door Credenza
72"x20"x29"
CU:8.6 WT:201.7
List Price: \$2355

SON-100 Presentation Board
48"x48"x4"
CU:8.5 WT:110.2
List Price: \$1720
Ships Assembled

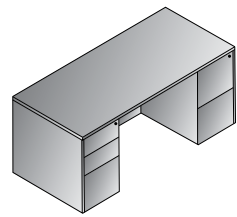
SON-109
SON-51
SON-52



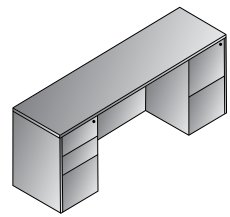
Bow Top Desk 72"x39"
SON-TYP1
22 cu. ft. 336.2 lbs.
Consists of: SON-89,65,74
\$3,685



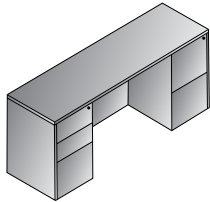
Double Pedestal Desk 72"x36"
SON-TYP2
21.4 cu. ft. 321.9 lbs.
Consists of: SON-01,65,74
\$3,595



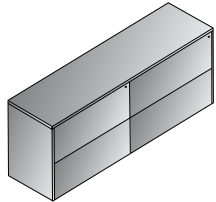
Double Pedestal Desk 66"x30"
SON-TYP3
19.8 cu. ft. 281.1 lbs.
Consists of: SON-02,65,74
\$3,310



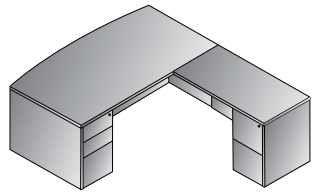
Kneespace Credenza 72"x20"
SON-TYP5
16.6 cu. ft. 233.7 lbs.
Consists of: SON-43,66,75
\$2,750



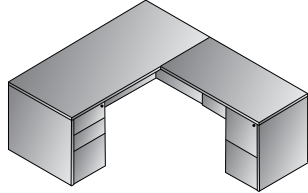
Kneespace Credenza 66x20
SON-TYP6
16.2 cu. ft. 218.2 lbs.
Consists of: SON-11,66,75
\$2,690



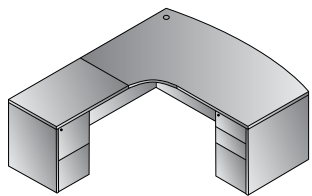
Double Lateral File Credenza 72"x20"
SON-TYP7
28.8 cu. ft. 310.9 lbs.
Consists of: SON-43,68,68
\$4,380



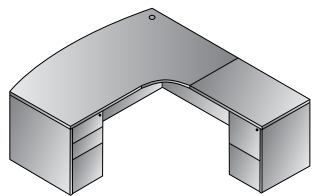
L Shape w/Bow Top Desk 72"x87"
SON-TYP8
24.2 cu. ft. 404.6 lbs.
Consists of: SON-89,65,45,75
\$4,455



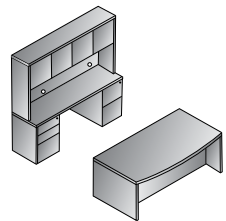
L Shape 66"x78"
SON-TYP9
22 cu. ft. 349.5 lbs.
Consists of: SON-02,65,45,75
\$4,080



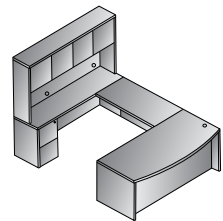
Left L Shape w/Curved Corner
72"x82"
SON-TYP10L
24.9 cu. ft. 383.7 lbs.
Consists of: SON-87L,65,92,75
\$4,490



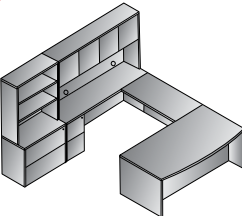
Right L Shape w/Curved Corner
72"x82"
SON-TYP10R
24.9 cu. ft. 383.7 lbs.
Consists of: SON-87R,65,92,75
\$4,490



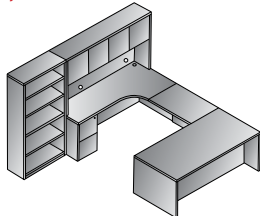
Executive Office
SON-TYP11
46.6 cu. ft. 734.1 lbs.
Consists of: SON-89,65,74,43, 66,75,44
\$8,380



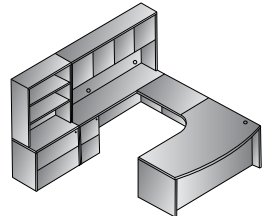
U Shape w/Hutch 72"x107"
SON-TYP12
36.9 cu. ft. 674.6 lbs.
Consists of: SON-89,65,70, 43,75,44
\$7,490



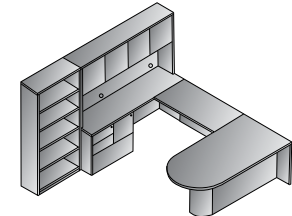
U w/Hutch + Storage 108"x107"
SON-TYP13
55.6 cu. ft. 924.8 lbs.
Consists of: SON-89,65,70,
43,75,44,12,55
\$10,305



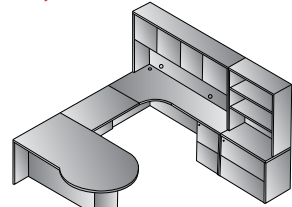
Left U Bookcase 108"x108"
SON-TYP14L
45.2 cu. ft. 832.3 lbs.
Consists of: SON-01,65,93,82R, 75,44,56
\$9,385



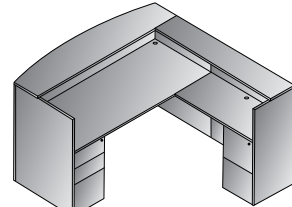
Left U w/Corner + Storage 108"x102"
SON-TYP15L
56.7 cu. ft. 886.3 lbs.
Consists of: SON-87L,65,93, 43,75,44,12,55
\$10,370



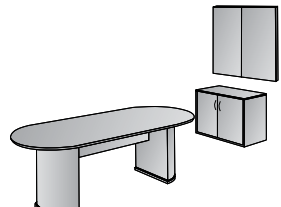
U w/Bullet + Bookcase 108"x104"
SON-TYP16
45.3 cu. ft. 761.9 lbs.
Consists of: SON-47,70,43, 69,44,56
SON47 consists of: SON-47T,41/47B
\$8,290



Right U w/P-Top + Storage
108"x114"
SON-TYP17R
53.3 cu. ft. 816.7 lbs.
Consists of: SON-41L,93,82L,75,44,12,55
SON41L consists of: SON-41TL,41/47B
\$8,755



Reception Station 72"x72"x43"
SON-TYP19
26.7 cu. ft. 487.9 lbs.
Consists of: SON-122,65,125, 75,124
\$5,605



Conference Group 3-Pcs.
SON-TYP20
34.8 cu. ft. 427.3 lbs.
Consists of: SON-60,13,100
SON60 consists of: SON-60T/S,60/61/62B
\$5,665

Finish Key

CHY - Royal Cherry



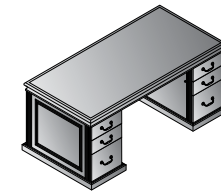
Unique parquet design veneer on all worksurfaces exemplifies time-honored, tradition of wood craftsmanship.



TOW-TYP2,
TYP5, 84, 12
and 53

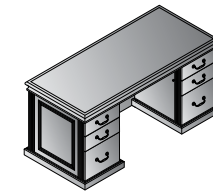
TOWNSEND blends the heritage of traditional designs with modern office function in select walnut veneers and Royal Cherry finish. Unique parquet design tops and 3"-thick shaped edge profile are further complemented with solid wood picture-frame molding, wood veneer base trim and decorative pilasters.

Modern conveniences include integral, felt-lined center drawer in all desks. Standard keyboard tray and wire management on returns, bridge and double pedestal credenza. Hutch with wire passage near worksurface and light valance. Single-key, side-locking pedestals with matching finish drawer interiors. Box and center drawers felt-lined. Desk pedestals are box/box/file. Return/credenza pedestals are file/file. All file drawers are full-extension, ball-bearing slides with Legal/Letter filing.



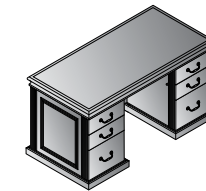
Double Pedestal Desk 72x36x30H
TOWCHY-TYP2 \$3,820
42.3 cu. ft. 310.9 lbs.

Consists of:
TOW-01
72x36 Desk Top/Mod Set
14.9 cu. ft. 134.5 lbs. \$1,320
TOW-65L
Left BBF Pedestal for TOW01
13.7 cu. ft. 88.2 lbs. \$1,250
TOW-65R
Right BBF Pedestal for TOW01
13.7 cu. ft. 88.2 lbs. \$1,250



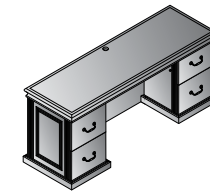
Double Pedestal Desk 66x30x30H
TOWCHY-TYP3 \$3,630
34.6 cu. ft. 304.2 lbs.

Consists of:
TOW-02
66x30 Desk Top/Mod Set
11.7 cu. ft. 127.9 lbs. \$1,190
TOW-63L
Left BBF Pedestal for TOW02/03
11.4 cu. ft. 88.2 lbs. \$1,220
TOW-63R
Right BBF Pedestal for TOW02/03
11.4 cu. ft. 88.2 lbs. \$1,220



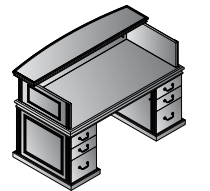
Double Pedestal Desk 60x30x30H
TOWCHY-TYP4 \$3,490
33.6 cu. ft. 280.0 lbs.

Consists of:
TOW-03
60x30 Desk Top/Mod Set
10.7 cu. ft. 103.6 lbs. \$1,050
TOW-63L
Left BBF Pedestal for TOW02/03
11.4 cu. ft. 88.2 lbs. \$1,220
TOW-63R
Right BBF Pedestal for TOW02/03
11.4 cu. ft. 88.2 lbs. \$1,220



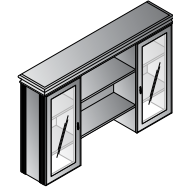
Double Pedestal Credenza 72x24x30H
TOWCHY-TYP5 \$3,110
31.3 cu. ft. 255.7 lbs.

Consists of:
TOW-43
72x24 Credenza Top/Mod Set
12.7 cu. ft. 105.8 lbs. \$1,260
TOW-75L
Left FF Pedestal for TOW043/45
9.3 cu. ft. 75 lbs. \$925
TOW-75R
Right FF Pedestal for TOW43/45
9.3 cu. ft. 75 lbs. \$925




Reception Desk 72x37x45.5H
TOWCHY-TYP119 \$4,965
50.4 cu. ft. 410.1 lbs.

Consists of:
TOW-01
72x36 Desk Top/Mod Set
14.9 cu. ft. 134.5 lbs. \$1,320
TOW-65L
Left BBF Pedestal for TOW01
13.7 cu. ft. 88.2 lbs. \$1,250
TOW-65R
Right BBF Pedestal for TOW01
13.7 cu. ft. 88.2 lbs. \$1,250
TOW-126
72x37x15.5H Reception Station
8.1 cu. ft. 99.2 lbs. \$1,145



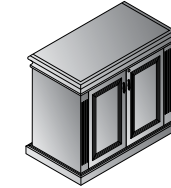
Overhead Storage Hutch 72x15x45H
TOWCHY-84 \$2,975
29.7 cu. ft. 231.5 lbs.

Ships in 2 cartons:
TOW-84A
(2) Towers + Back Panel
20.5 cu. ft. 149.9 lbs. \$1,885
TOW-84B
Top + (2) Shelves
5.7 cu. ft. 81.6 lbs. \$1,090



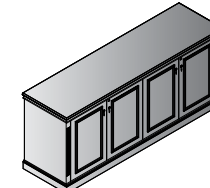
2-Drawer Lateral File 36x20x30H
TOW-12-CHY \$1,815
19.1 cu. ft. 149.9 lbs.

Ships Assembled in 1 carton



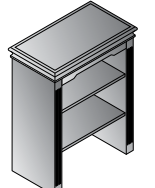
2-Door Storage Cabinet 36x20x30H
TOW-13-CHY \$1,420
19.8 cu. ft. 81.6 lbs.

Ships Assembled in 1 carton



4-Door Credenza 72x20x30H
TOW-50-CHY \$3,775
42 cu. ft. 211.6 lbs.

Ships assembled in 1 carton



Open Hutch 36x20x45H
TOW-53-CHY \$1,295
10.9 cu. ft. 121.3 lbs.

Fits TOW-12 & TOW-13

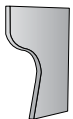


Modular table components allow you to build tables as long as you want!

- Rectangular Tops (Sold 1/Carton)
- SON-103** 3' Top 36W x 27D
Wt: 48.4 Cu: 2.1 **List: \$630**
 - SON-104** 4' Top 48W x 27D
Wt: 66.0 Cu: 2.7 **List: \$925**
 - SON-105** 5' Top 60W x 27D
Wt: 81.4 Cu: 3.4 **List: \$1140**
 - SON-106** 6' Top 72W x 27D
Wt: 96.8 Cu: 4.0 **List: \$1400**



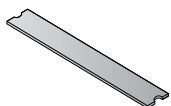
- SON-116-2** Half-Round Table Ends (Set of 2) 63W x 31D
Wt: 158.4 Cu: 7.1 **List: \$1910**



- SON-102-2** Legs (Set of 2)
Wt: 55.0 Cu: 2.1 **List: \$630**



- COVER PANELS** Black Faux Leather
- CP1** Cover Panels for Half-Round Ends (Set of 2)
Wt: 0.5 Cu: 0.05 **List: \$38**



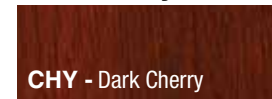
- CP3** 3' Wide Cover Panel Wt: 1.25 Cu: 0.2 **List: \$80**
- CP4** 4' Wide Cover Panel Wt: 1.5 Cu: 0.28 **List: \$125**
- CP5** 5' Wide Cover Panel Wt: 1.75 Cu: 0.35 **List: \$155**
- CP6** 6' Wide Cover Panel Wt: 2.0 Cu: 0.43 **List: \$190**



Includes built-in center cord-drop area shown without cover panels.
Optional cover panels shown in photo at top of page.

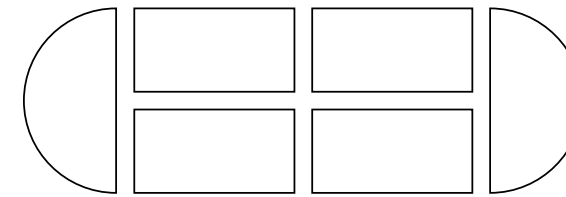
- Choose from 4 widths of rectangular tops and configure to infinite number of sizes
- Requires half-round table ends (63"x31") at each end
- Requires one Leg for each top connection and for each table end
- Standard 63" wide with built-in center cord-drop
- Optional Cover Panels enclose the center area; feature black faux leather
- See Configuration Guide on page 63

Finish Key



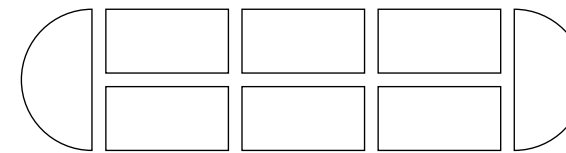
CHY - Dark Cherry

Configuration Guide



- 15' Table**
List Price: \$8,990
704 lb. 29.1 cu ft
Consists of:
(4) SON-105 5' Top 60W x 27D
(4) SON-102-2 Legs (Set of 2)
(1) SON-116-2 Half-Round Table Ends (Set of 2) 63W x 31D

- 17' Table**
List Price: \$10,030
765.6 lb. 31.5 cu ft
Consists of:
(4) SON-106 6' Top 72W x 27D
(4) SON-102-2 Legs (Set of 2)
(1) SON-116-2 Half-Round Table Ends (Set of 2) 63W x 31D



- 16' Table**
List Price: \$10,020
794.2 lb. 32.6 cu ft
Consists of:
(4) SON-104 4' Top 48W x 27D
(2) SON-103 3' Top 36W x 27D
(5) SON-102-2 Legs (Set of 2)
(1) SON-116-2 Half-Round Table Ends (Set of 2) 63W x 31D

- 18' Table**
List Price: \$11,040
860.2 lb. 35.2 cu ft
Consists of:
(4) SON-104 4' Top 48W x 27D
(2) SON-105 5' Top 60W x 27D
(5) SON-102-2 Legs (Set of 2)
(1) SON-116-2 Half-Round Table Ends (Set of 2) 63W x 31D

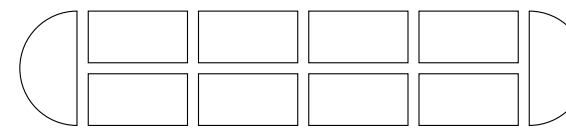
- 19' Table**
List Price: \$11,470
891 lb. 36.6 cu ft
Consists of:
(4) SON-105 5' Top 60W x 27D
(2) SON-104 4' Top 48W x 27D
(5) SON-102-2 Legs (Set of 2)
(1) SON-116-2 Half-Round Table Ends (Set of 2) 63W x 31D

- 20' Table**
List Price: \$11,900
921.8 lb. 38 cu ft
Consists of:
(6) SON-105 5' Top 60W x 27D
(5) SON-102-2 Legs (Set of 2)
(1) SON-116-2 Half-Round Table Ends (Set of 2) 63W x 31D

- 21' Table**
List Price: \$12,510
952.6 lb. 39 cu ft
Consists of:
(4) SON-106 6' Top 72W x 27D
(2) SON-104 4' Top 48W x 27D
(5) SON-102-2 Legs (Set of 2)
(1) SON-116-2 Half-Round Table Ends (Set of 2) 63W x 31D

- 22' Table**
List Price: \$12,940
983.4 lb. 40.4 cu ft
Consists of:
(4) SON-106 6' Top 72W x 27D
(2) SON-105 5' Top 60W x 27D
(5) SON-102-2 Legs (Set of 2)
(1) SON-116-2 Half-Round Table Ends (Set of 2) 63W x 31D

- 23' Table**
List Price: \$13,460
1014.2 lb. 41.6 cu ft
Consists of:
(6) SON-106 6' Top 72W x 27D
(5) SON-102-2 Legs (Set of 2)
(1) SON-116-2 Half-Round Table Ends (Set of 2) 63W x 31D



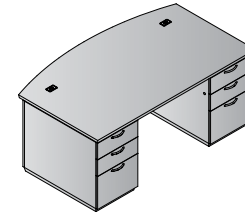
- 25' Table**
List Price: \$14,810
1139.6 lb. 46.9 cu ft
Consists of:
(8) SON-105 5' Top 60W x 27D
(6) SON-102-2 Legs (Set of 2)
(1) SON-116-2 Half-Round Table Ends (Set of 2) 63W x 31D

- 27' Table**
List Price: \$15,850
1201.2 lb. 49.3 cu ft
Consists of:
(4) SON-106 6' Top 72W x 27D
(4) SON-105 5' Top 60W x 27D
(6) SON-102-2 Legs (Set of 2)
(1) SON-116-2 Half-Round Table Ends (Set of 2) 63W x 31D

- 29' Table**
List Price: \$16,890
1262.8 lb. 51.7 cu ft
Consists of:
(8) SON-106 6' Top 72W x 27D
(6) SON-102-2 Legs (Set of 2)
(1) SON-116-2 Half-Round Table Ends (Set of 2) 63W x 31D

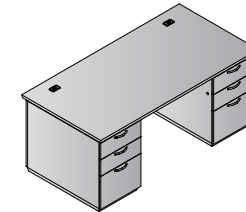


Dress up any office with Tuxedo. Contract-grade laminates are accented with Silver reveal and base trim, aluminum finish drawer pulls and frosted glass/aluminum frame modesty panels and hutch doors. Silver-finish dual-electric, dual-USB power unit is standard in all bridges, returns and table tops to instantly power office technology. Full depth pedestals and full-height modesty panels are standard. Pedestals include single-key, side locking. Modular table components create 48" round, 48" square and expandable rectangular conference tables. Tables feature standard dual-electric, dual-USB power unit with 3-way wire management in all table bases.



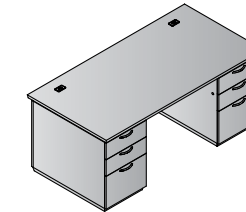
Bow Front Double Ped Desk 72x42
TUXxxx-TYP1
 43.5 cu.ft. 392.4 lbs. **\$3,160**

Consists of (3 cartons):
TUX-89 72x42 Bow Front Desk Set
 10.6 cu.ft. 127.9 lbs. \$860
TUX-65L Left BBF Pedestal
 16.4 cu.ft. 132.3 lbs. \$1,150
TUX-65R Right BBF Pedestal
 16.4 cu.ft. 132.3 lbs. \$1,150



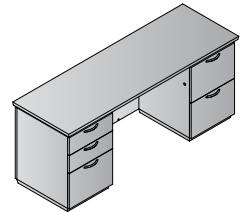
Double Pedestal Desk 72x36
TUXxxx-TYP2
 43.5 cu.ft. 383.6 lbs. **\$3,100**

Consists of (3 cartons):
TUX-01 72x36 Desk Set
 10.6 cu.ft. 119 lbs. \$800
TUX-65L Left BBF Pedestal
 16.4 cu.ft. 132.3 lbs. \$1,150
TUX-65R Right BBF Pedestal
 16.4 cu.ft. 132.3 lbs. \$1,150



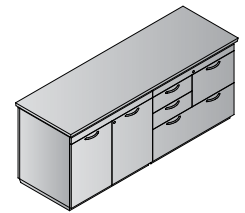
Double Pedestal Desk 66x30
TUXxxx-TYP3
 36.1 cu.ft. 337.3 lbs. **\$2,755**

Consists of (3 cartons):
TUX-02 66x30 Desk Set
 8.4 cu.ft. 99.2 lbs. \$665
TUX-63L Left BBF Pedestal
 13.9 cu.ft. 119 lbs. \$1,045
TUX-63R Right BBF Pedestal
 13.9 cu.ft. 119 lbs. \$1,045



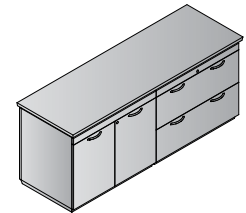
Double Pedestal Credenza 72x24
TUXxxx-TYP5
 32.6 cu.ft. 440.9 lbs. **\$2,595**

Consists of (3 cartons):
TUX-43 72x24 Credenza Set
 9.4 cu.ft. 233.7 lbs. \$745
TUX-66L Left BBF Return/Credenza Pedestal
 11.6 cu.ft. 114.6 lbs. \$925
TUX-75R Right FF Return/Credenza Pedestal
 11.6 cu.ft. 92.6 lbs. \$925



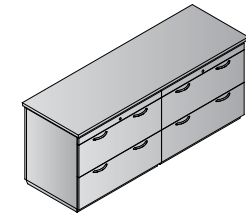
MultiFile/Storage Credenza 72x24
TUXxxx-TYP204
 50.3 cu.ft. 573.2 lbs. **\$3,510**

Consists of (3 cartons):
TUX-43 72x24 Credenza Set
 9.4 cu.ft. 233.7 lbs. \$745
TUX-69NT MultiFile Cabinet w/o Top
 20.2 cu.ft. 196.2 lbs. \$1,535
TUX-13NT 2-Door Storage Cabinet w/o Top
 20.7 cu.ft. 143.3 lbs. \$1,230



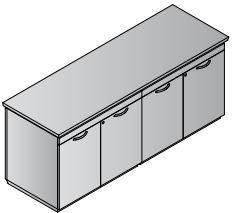
Lateral File/Storage Credenza 72x24
TUXxxx-TYP205
 50.3 cu.ft. 540.1 lbs. **\$3,450**

Consists of (3 cartons):
TUX-43 72x24 Credenza Set
 9.4 cu.ft. 233.7 lbs. \$745
TUX-12NT 2-Drawer Lateral File w/o Top
 20.2 cu.ft. 163.1 lbs. \$1,475
TUX-13NT 2-Door Storage Cabinet w/o Top
 20.7 cu.ft. 143.3 lbs. \$1,230



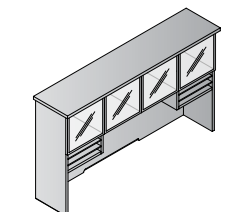
Double Lateral File Credenza 72x24
TUXxxx-TYP206
 49.9 cu.ft. 560 lbs. **\$3,695**

Consists of (3 cartons):
TUX-43 72x24 Credenza Set
 9.4 cu.ft. 233.7 lbs. \$745
TUX-12NT 2-Drawer Lateral File w/o Top
 20.2 cu.ft. 163.1 lbs. \$1,475
TUX-12NT 2-Drawer Lateral File w/o Top
 20.2 cu.ft. 163.1 lbs. \$1,475



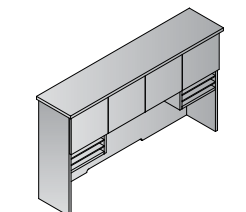
4-Door Storage Credenza 72x24
TUXxxx-TYP207
 50.7 cu.ft. 520.3 lbs. **\$3,205**

Consists of (3 cartons):
TUX-43 72x24 Credenza Set
 9.4 cu.ft. 233.7 lbs. \$745
TUX-13NT 2-Door Storage Cabinet w/o Top
 20.7 cu.ft. 143.3 lbs. \$1,230
TUX-13NT 2-Door Storage Cabinet w/o Top
 20.7 cu.ft. 143.3 lbs. \$1,230



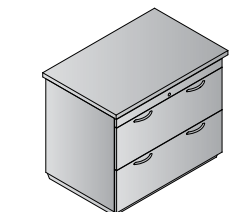
72" Hutch with Glass/Aluminum Doors 72x16x42H
TUXxxx-42
 15.7 cu.ft. 176.4 lbs. **\$1,965**

Consists of (2 cartons):
TUX-44H 72" Hutch w/o Doors
 13.6 cu.ft. 149.9 lbs. \$1,565
TUX-4DG Glass/Aluminum Doors (Set of 4)
 2.0 cu.ft. 26.5 lbs. \$400



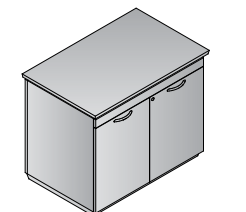
72" Hutch with Wood Doors 72x16x42H
TUXxxx-44
 15.7 cu.ft. 176.4 lbs. **\$1,745**

Consists of (2 cartons):
TUX-44H 72" Hutch w/o Doors
 13.6 cu.ft. 149.9 lbs. \$1,565
TUX-4DW Wood Doors (Set of 4)
 2.0 cu.ft. 26.5 lbs. \$180



2-Drawer Lateral File 36x24x30H
TUX-12-xxx
 21.9 cu.ft. 163.1 lbs. **\$1,590**

Consists of (2 cartons):
TUX-13NT 2-Door Storage Cabinet w/o Top
 20.7 cu.ft. 143.3 lbs. \$1,230
TUX-169T 36x20x1H Top & Modesty Panel
 4.3 cu.ft. 70.5 lbs. \$360



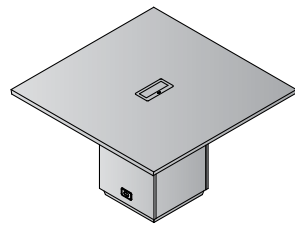
2-Door Storage Cabinet 36x24x30H
TUXxxx-13
 25.0 cu.ft. 213.8 lbs. **\$1,590**

Consists of (2 cartons):
TUX-13NT 2-Door Storage Cabinet w/o Top
 20.7 cu.ft. 143.3 lbs. \$1,230
TUX-169T 36x20x1H Top & Modesty Panel
 4.3 cu.ft. 70.5 lbs. \$360



Tuxedo modular conference tables are now available in **White**. Since Tuxedo tops and bases are stocked/sold separately, you can create all-white tables or mix white with Slate Grey or Dark Roast. Table-height dual-power / dual-USB stations are included with each 48" top. Bases feature 3-way wire management. Conference credenza also available in White.

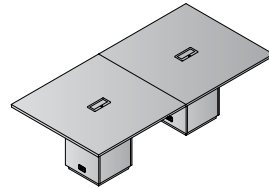
White components arrive February 2020.



48" Square Table
TUXxxx-59
13.9 cu.ft. 132.3 lbs.

\$1,315

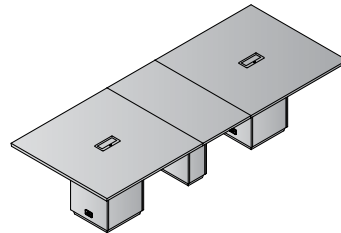
Consists of (2 cartons):
TUX-59ST 48" Square Top
6.5 cu.ft. 70.5 lbs. \$795
TUX-5859B Base
7.4 cu.ft. 61.7 lbs. \$520



Rectangular Table 96x48x30H
TUXxxx-60
27.8 cu.ft. 264.6 lbs.

\$2,630

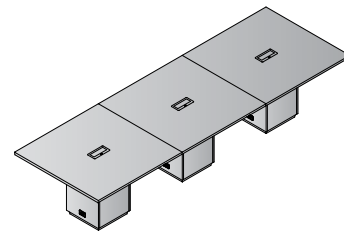
Consists of (4 cartons):
TUX-59ST 48" Square Top
6.5 cu.ft. 70.5 lbs. \$795
TUX-59ST 48" Square Top
6.5 cu.ft. 70.5 lbs. \$795
TUX-5859B Base
7.4 cu.ft. 61.7 lbs. \$520
TUX-5859B Base
7.4 cu.ft. 61.7 lbs. \$520



Rectangular Table 120x48x30H
TUXxxx-61
39.6 cu.ft. 370.4 lbs.

\$3,280

Consists of (5 cartons):
TUX-59ST 48" Square Top
6.5 cu.ft. 70.5 lbs. \$795
TUX-59ST 48" Square Top
6.5 cu.ft. 70.5 lbs. \$795
TUX-59E 24" Extension Top/Base
11.8 cu.ft. 105.8 lbs. \$650
TUX-5859B Base
7.4 cu.ft. 61.7 lbs. \$520
TUX-5859B Base
7.4 cu.ft. 61.7 lbs. \$520



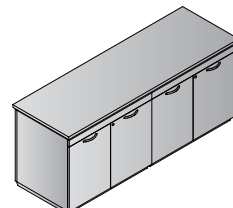
Rectangular Table 144x48x30H
TUXxxx-62
41.7 cu.ft. 396.8 lbs.

\$3,945

Consists of (6 cartons):
TUX-59ST 48" Square Top
6.5 cu.ft. 70.5 lbs. \$795
TUX-59ST 48" Square Top
6.5 cu.ft. 70.5 lbs. \$795
TUX-59ST 48" Square Top
6.5 cu.ft. 70.5 lbs. \$795
TUX-5859B Base
7.4 cu.ft. 61.7 lbs. \$520
TUX-5859B Base
7.4 cu.ft. 61.7 lbs. \$520
TUX-5859B Base
7.4 cu.ft. 61.7 lbs. \$520



Standard dual-power/dual-USB stations included with 48" square table tops.



4-Door Storage Credenza 72x24
TUXxxx-TYP207
50.7 cu.ft. 520.3 lbs.

\$3,205

Consists of (3 cartons):
TUX-43 72x24 Credenza Set
9.4 cu.ft. 233.7 lbs. \$745
TUX-13NT 2-Door Storage Cabinet w/o Top
20.7 cu.ft. 143.3 lbs. \$1,230
TUX-13NT 2-Door Storage Cabinet w/o Top
20.7 cu.ft. 143.3 lbs. \$1,230

Finish Key



Finish Key

ESP - Espresso

MAH - Mahogany

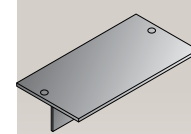
CHY - Cherry

SGW - Slate Grey

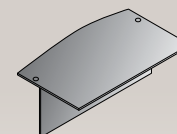
URB - Urban Walnut

All Napa items have achieved GREENGUARD Certification

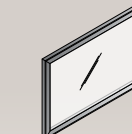
STEPFRONT



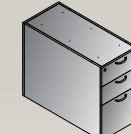
NAP-201-xxx
Desk Top/Modesty Set
71"x36"x29"
CU:3.6 WT:90.4
List Price: **\$430**



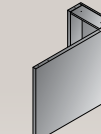
NAP-289-xxx
Bow Top/Modesty Set
71"x40"x29"
CU:4.2 WT:94.8
List Price: **\$485**



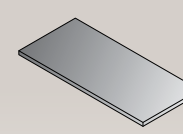
NAP-200
Glass Modesty Panel for NAP201 & 289 Desk
40"x28"x1"
CU:1.2 WT:35.3
List Price: **\$235**



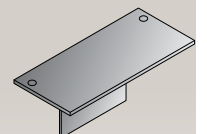
NAP-265-xxx
36" Deep Desk Pedestal Box/Box/File
15.5"x35.3"x28"
CU:10.2 WT:90.4
List Price: **\$760**
Ships Assembled



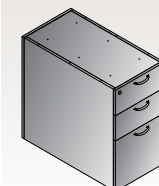
NAP-271-xxx
36" Deep False Pedestal
15.5"x35.3"x28"
CU:4.6 WT:39.7
List Price: **\$310**



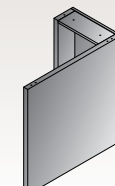
NAP-T265-xxx
Top for NAP265 Pedestal (2-Pack)
15.6"x35.4"x1.1"
CU:1.1 WT:17.6
List Price: **\$175**



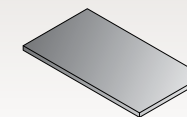
NAP-202-xxx
Desk Top/Modesty Set
66"x30"x29"
CU:2.8 WT:72.8
List Price: **\$375**



NAP-263-xxx
30" Deep Pedestal Box/Box/File
15.5"x29.8"x28"
CU:8.7 WT:86
List Price: **\$705**
Ships Assembled

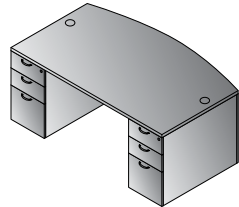


NAP-267-xxx
30" Deep False Pedestal
15.5"x29.8"x28"
CU:3.9 WT:35.3
List Price: **\$285**

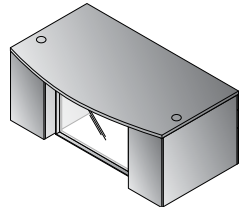


NAP-T263-xxx
Top for NAP263 Pedestal (2-Pack)
15.6"x30"x1.1"
CU:0.9 WT:15.4
List Price: **\$155**

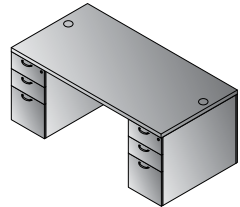




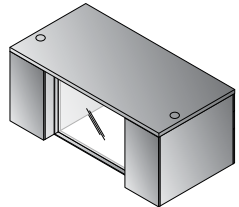
Bow Top Desk 71"x40"
NAPxxx-TYP201
 24.6 cu. ft. 275.6 lbs.
Consists of: NAP-289,265 (2qty.)
\$2,005



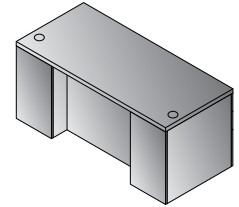
Bow Top Desk w/Glass Modesty Panel 71"x40"
NAPxxx-TYP201G
 25.8 cu. ft. 310.9 lbs.
Consists of: NAP-289,200,265 (2qty.)
\$2,240



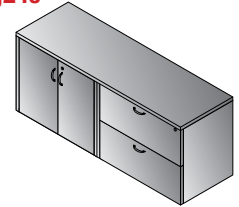
Double Pedestal Desk 71"x36"
NAPxxx-TYP202
 24 cu. ft. 271.2 lbs.
Consists of: NAP-201,265 (2qty.)
\$1,950



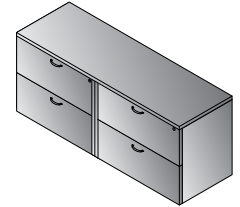
Double Pedestal Desk w/Glass Modesty Panel 71"x36"
NAPxxx-TYP202G
 25.3 cu. ft. 306.4 lbs.
Consists of: NAP-201,200,265 (2qty.)
\$2,185



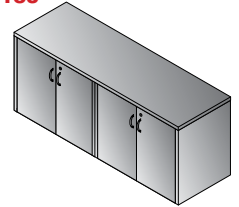
Double Pedestal Desk 66"x30"
NAPxxx-TYP203
 20.3 cu. ft. 244.7 lbs.
Consists of: NAP-202,263 (2qty.)
\$1,785



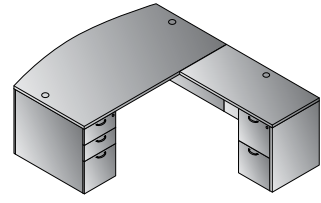
Combo Credenza 71"x23"
NAPxxx-TYP205
 21.5 cu. ft. 316.4 lbs.
Consists of: NAP-T1213,12,13
\$1,655



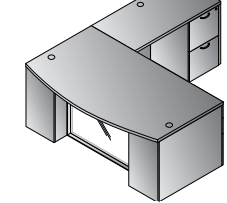
Double Lateral File Credenza 71"x23"
NAPxxx-TYP206
 32 cu. ft. 348.3 lbs.
Consists of: NAP-T1213,12 (2qty.)
\$1,960



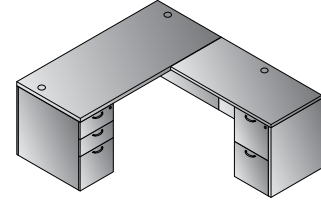
4-Door Storage Credenza 71"x23"
NAPxxx-TYP207
 10.9 cu. ft. 284.5 lbs.
Consists of: NAP-T1213,13 (2qty.)
\$1,350



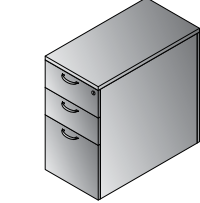
L-Shape w/Bow Top Desk 71"x88"
NAPxxx-TYP208
 29.7 cu. ft. 389.2 lbs.
Consists of: NAP-289,265,271,45,74
\$2,515



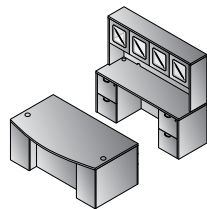
L-Shape w/Bow Top Desk and Glass Modesty Panel 71"x88"
NAPxxx-TYP208G
 30.9 cu. ft. 420.1 lbs.
Consists of: NAP-289,200,265,271,45,74
\$2,750



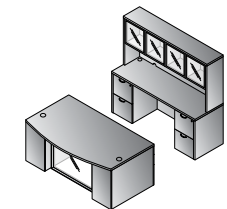
L-Shape 66"x78"
NAPxxx-TYP209
 26.2 cu. ft. 358.3 lbs.
Consists of: NAP-202,263,267,45,74
\$2,325



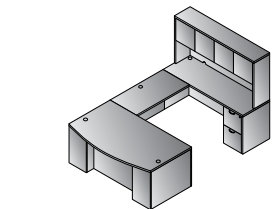
30"D Freestanding Pedestal
NAPxxx-TYP263
 9.6 cu. ft. 101.4 lbs.
Consists of: NAP-263,T263
\$860



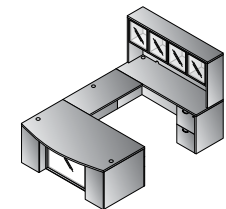
Executive Office
NAPxxx-TYP211
 49.5 cu. ft. 684.6 lbs.
Consists of: NAP-289,265 (2qty.) 43,74, (2qty.),41
NAPxxx-41 consists of: NAP-44H,4DC
\$4,340



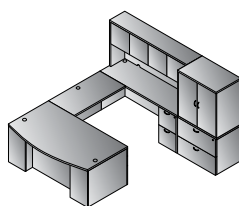
Executive Office w/Glass Modesty Panel
NAPxxx-TYP211G
 51 cu. ft. 719.9 lbs.
Consists of: NAP-289,200,265 (2qty.) 43,74, (2qty.),42
NAPxxx-42 consists of: NAP-44H,4DG
\$4,590



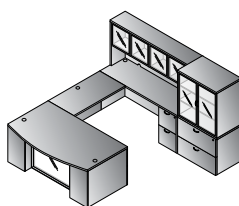
U-Shape with Hutch 71"x112"
NAPxxx-TYP212
 40 cu. ft. 631.8 lbs.
Consists of: NAP-289,265,271,70,43,74,44
NAPxxx-44 consists of: NAP-44H,4DW
\$3,595



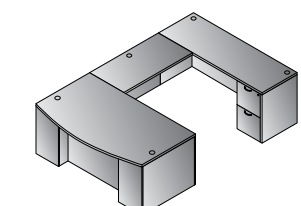
U-Shape w/Hutch & Glass Modesty Panel 71"x112"
NAPxxx-TYP212G
 41.5 cu. ft. 662.7 lbs.
Consists of: NAP-289,200,265,271,70,43,74,42
NAPxxx-42 consists of: NAP44H,4DG
\$3,895



U-Shape w/Hutch + File Storage 107"x112"
NAPxxx-TYP213
 61 cu. ft. 936.1 lbs.
Consists of: NAP-289,265,271,70,43,74,44,12,212DW
NAPxxx-44 consists of: NAP-44H,4DW
NAPxxx-212DW consists of: NAP-212H,2DW
\$5,285



U-Shape w/Hutch + File Storage & Glass Modesty Panel 107"x112"
NAPxxx-TYP213G
 62.7 cu. ft. 968 lbs.
Consists of: NAP-289,200,265,271,70,43,74,42,12,212DG
NAPxxx-42 consists of: NAP-44H,4DG
NAPxxx-212DG consists of: NAP-212H,2DG
\$5,695



U-Shape 71"x112"
NAPxxx-TYP222
 34.0 cu. ft. 491.8 lbs.
Consists of: NAP-289,265,271,70,43,74
\$2,885

Finish Key

- CHY - Cherry
- ESP - Espresso
- MAH - Mahogany
- URB - Urban Walnut
- SGW - Slate Grey

Modular laminate casegoods provide extensive selection, capability and value. Enter Napa in Cherry, Espresso, Mahogany, Maple and Urban Walnut wood grain laminates. Impact-resistant 3mm PVC edges feature wood grain design and tri-groove design detail. From executive and management offices to task environments and high-density areas, Napa excels for today's businesses. Napa complies with ANSI/BIFMA standards.




All Napa items have achieved GREENGUARD Certification

Finish Key

- ESP - Espresso
- MAH - Mahogany
- CHY - Cherry
- SGW - Slate Grey
- URB - Urban Walnut

DESKS



NAP-89-xxx Bow Desk Shell 71"x41"x29" CU:7.3 WT:173.1 **List Price: \$710**

NAP-01-xxx Desk Shell 71"x36"x29" CU:6.4 WT:162.0 **List Price: \$615**

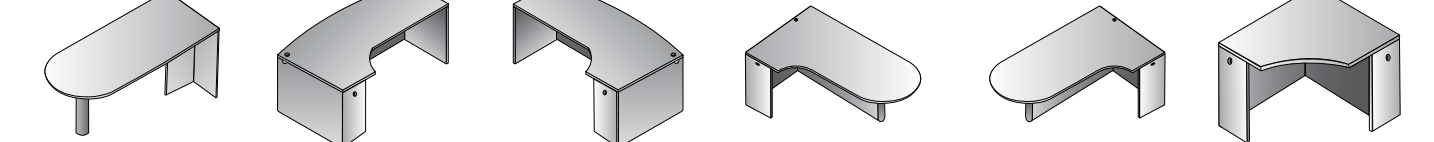
NAP-101-xxx Desk Shell 71"x30"x29" CU:5.3 WT:121.0 **List Price: \$565**

NAP-88 Glass Modesty Panel Fits NAP01, NAP87L, NAP87R, NAP89, NAP-101 69"x28"x1" CU:2.1 WT:56.2 **List Price: \$310**

NAP-02-xxx Desk Shell 66"x30"x29" CU:5.1 WT:135.6 **List Price: \$510**

NAP-03-xxx Desk Shell 60"x30"x29" CU:4.6 WT:127.9 **List Price: \$485**

NAP-21-xxx Desk Shell 48"x30"x29" CU:4.8 WT:110.2 **List Price: \$470**



NAPxxx-47 Bullet 71"x36"x29" CU:6.6 WT:116.8 **List Price: \$625**

NAP-87TL-xxx Left Corner Desk 71"x30"/48"x29" CU:8.4 WT:184.1 **List Price: \$815**

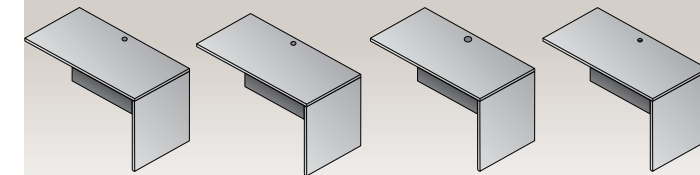
NAP-87TR-xxx Right Corner Desk 71"x30"/48"x29" CU:8.4 WT:184.1 **List Price: \$815**

NAPxxx-57L Left Computer Corner Bullet 71"x30"/42"x29" CU:8.2 WT:145.5 **List Price: \$795**

NAPxxx-57R Right Computer Corner Bullet 71"x30"/42"x29" CU:8.2 WT:145.5 **List Price: \$795**

NAP-83-xxx Corner Unit 42"x42"x29" CU:5.0 WT:125.7 **List Price: \$500**

RETURNS



NAP-45-xxx Return Shell 47"x23.5"x29" CU:3.8 WT:90.4 **List Price: \$400**

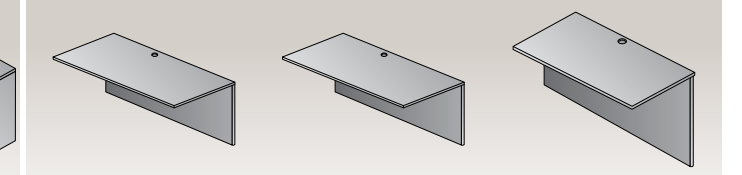
NAP-96-xxx Return Shell 42"x23.5"x29" CU:3.2 WT:81.0 **List Price: \$365**

NAP-46-xxx Return Shell 42"x20"x29" CU:3.4 WT:88.2 **List Price: \$335**

NAP-92-xxx Return Shell 36"x23.5"x29" CU:2.9 WT:73.9 **List Price: \$315**

***Use with NAP76 Ped*

BRIDGES




NAP-70-xxx Bridge 47"x23.5"x29" CU:2.8 WT:70.5 **List Price: \$315**

NAP-98-xxx Bridge 42"x23.5"x29" CU:2.5 WT:63 **List Price: \$295**

NAP-93-xxx Bridge 35"x23.5"x29" CU:2.2 WT:56.2 **List Price: \$260**

CRENZAS



NAP-43-xxx Credenza Shell
71"x24"x29"
CU:5.1 WT:122.4
List Price: \$455

NAP-11-xxx Credenza Shell
66"x24"x29"
CU:4.6 WT:116.6
List Price: \$425

NAP-SL2-xxx Support Leg (2-pack)
11"x28"H
CU:0.8 WT:9.0
List Price: \$120

NAP-82L-xxx Left Corner Credenza
71"x36"x29"
CU:6.4 WT:148.8
List Price: \$660

NAP-82R-xxx Right Corner Credenza
71"x36"x29"
CU:6.4 WT:148.8
List Price: \$660

NAPxxx-110 Storage Credenza
72"x22"x29"
CU:16.7 WT:224
Consists of:
NAP-110A, 110B
List Price: \$1815

PEDESTALS



NAP-65-xxx BBF Ped
15.5"x22"x28"
CU:7.0 WT:78.3
List Price: \$595
Ships Assembled

NAP-74-xxx FF Ped
15.5"x22"x28"
CU:7.0 WT:73.9
List Price: \$560
Ships Assembled

NAP-69-xxx MultiFile Ped
31"x22"x29"
CU:13.6 WT:154.3
List Price: \$1115
Ships Assembled

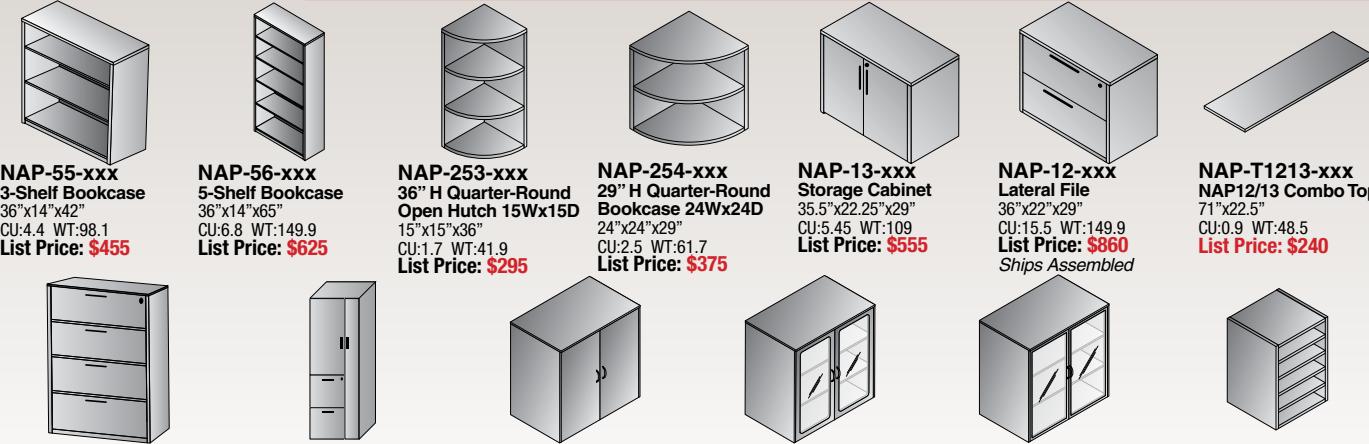
NAP-85-xxx Mobile BBF Ped
14"x22"x27H"
CU:7.0 WT:73.9
List Price: \$785
Ships Assembled, except casters

NAP-86-xxx Mobil FF Ped
14"x22"x27H"
CU:7.0 WT:73.9
List Price: \$785
Ships Assembled, except casters

NAP-76-xxx Hanging Ped-20" Return
15.5"x18.5"x21"
CU:4.5 WT:50.7
List Price: \$455
Ships Assembled Use with NAP46

NAP-80-xxx Hanging BF Ped
15.5"x22"x27H"
CU:5.3 WT:60.6
List Price: \$455
Ships Assembled

STORAGE & FILING



NAP-55-xxx 3-Shelf Bookcase
36"x14"x42"
CU:4.4 WT:98.1
List Price: \$455

NAP-56-xxx 5-Shelf Bookcase
36"x14"x65"
CU:6.8 WT:149.9
List Price: \$625

NAP-253-xxx 36" H Quarter-Round Open Hutch
15Wx15D
CU:1.7 WT:41.9
List Price: \$295

NAP-254-xxx 29" H Quarter-Round Bookcase
24Wx24D
CU:2.5 WT:61.7
List Price: \$375

NAP-13-xxx Storage Cabinet
35.5"x22.25"x29"
CU:5.45 WT:109
List Price: \$555

NAP-12-xxx Lateral File
36"x22"x29"
CU:15.5 WT:149.9
List Price: \$860
Ships Assembled

NAP-T1213-xxx NAP12/13 Combo Top
71"x22.5"
CU:0.9 WT:48.5
List Price: \$240

NAP-109-xxx Four-Drawer Lateral File
36"x22"x56"
CU:28.5 WT:235
List Price: \$1985
Ships Assembled

NAP-152-xxx Storage Cabinet w/Wood Doors
22.5"x24"x65"
CU:23.5 WT:186.6
List Price: \$1525
Ships Assembled

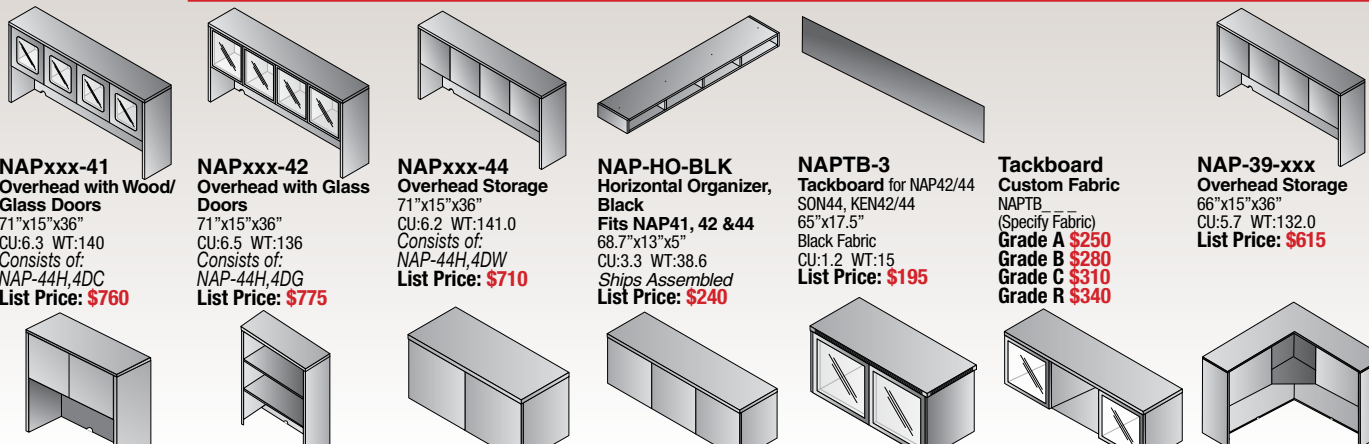
NAPxxx-212DW 37"H Storage Cabinet w/Wood Doors
36"x22"x37"
CU:5.5 WT:154.3
Consists of:
NAP-212H, 2DW
List Price: \$830
Use Freestanding or w/NAP12

NAPxxx-212DC 37"H Storage Cabinet w/Glass/Wood Doors
36"x22"x37"
CU:5.7 WT:155.4
Consists of:
NAP-212H, 2DC
List Price: \$885
Use Freestanding or with NAP12

NAPxxx-212DG 37"H Storage Cabinet w/Glass/Alum. Doors
36"x22"x37"
CU:5.7 WT:155.4
Consists of:
NAP-212H, 2DG
List Price: \$940
Use Freestanding or with NAP12

NAP-VO-BLK Vertical Organizer, Black
12.5"x12.5"x18.5"
CU:0.8 WT:26.5
List Price: \$150

HUTCHES



NAPxxx-41 Overhead with Wood/Glass Doors
71"x15"x36"
CU:6.3 WT:140
Consists of:
NAP-44H, 4DC
List Price: \$760

NAPxxx-42 Overhead with Glass Doors
71"x15"x36"
CU:6.5 WT:136
Consists of:
NAP-44H, 4DG
List Price: \$775

NAPxxx-44 Overhead Storage
71"x15"x36"
CU:6.2 WT:141.0
List Price: \$710

NAP-HO-BLK Horizontal Organizer, Black
Fits NAP41, 42 & 44
68.7"x13"x5"
CU:3.3 WT:38.6
Ships Assembled
List Price: \$240

NAPTB-3 Tackboard for NAP42/44
SON44, KEN42/44
65"x17.5"
Black Fabric
CU:1.2 WT:15
List Price: \$195

Tackboard Custom Fabric
NAPTb (Specify Fabric)
Grade A \$250
Grade B \$280
Grade C \$310
Grade R \$340

NAP-39-xxx Overhead Storage
66"x15"x36"
CU:5.7 WT:132.0
List Price: \$615

NAP-34-xxx Hutch with Doors
48"x15"x36"
CU:4.2 WT:101.4
List Price: \$535

NAP-53-xxx Open Hutch
36"x14"x36"
CU:3.9 WT:81.6
List Price: \$375

NAPWM36-xxx Wall-Mount Overhead
48"x15"x17"
CU:6.7 WT:55
List Price: \$425
Ships Assembled

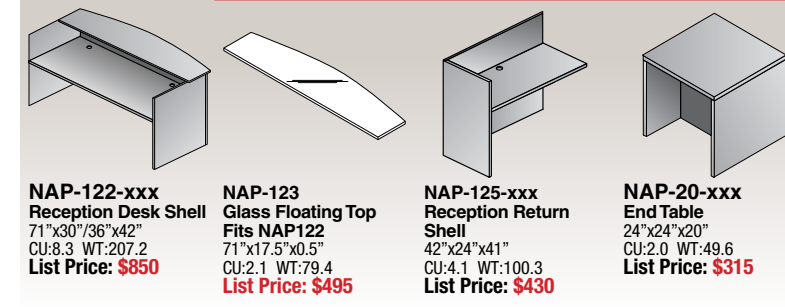
NAPWM48-xxx Wall-Mount Overhead
48"x15"x17"
CU:8.8 WT:70.4
List Price: \$535
Ships Assembled

NAPxxx-WM36DG Wall-Mount Overhead with Glass Doors
36"x15"x17"
CU:2.2 WT:54
Consists of:
NAPWM36H, NAPWMDG
List Price: \$460

NAPxxx-WM48DG Wall-Mount Overhead with Glass Doors
48"x15"x17"
CU:2.7 WT:72
Consists of:
NAPWM48H, NAPWMDG
List Price: \$565

NAP-84-xxx Corner Hutch
42"x42"x36"
CU:7.1 WT:142.2
List Price: \$725
Not Available in Slate Grey

RECEPTION



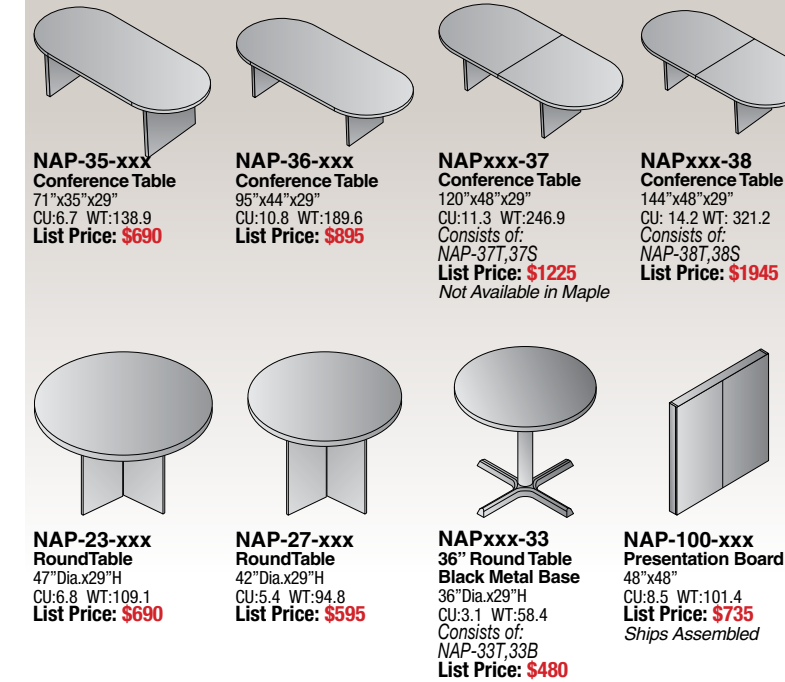
NAP-122-xxx Reception Desk Shell
71"x30"/36"x42"
CU:8.3 WT:207.2
List Price: \$850

NAP-123 Glass Floating Top Fits NAP122
71"x17.5"x0.5"
CU:2.1 WT:79.4
List Price: \$495

NAP-125-xxx Reception Return Shell
42"x24"x41"
CU:4.1 WT:100.3
List Price: \$430

NAP-20-xxx End Table
24"x24"x20"
CU:2.0 WT:49.6
List Price: \$315

CONFERENCE



NAP-35-xxx Conference Table
71"x35"x29"
CU:6.7 WT:138.9
List Price: \$690

NAP-36-xxx Conference Table
95"x44"x29"
CU:10.8 WT:189.6
List Price: \$895

NAPxxx-37 Conference Table
120"x48"x29"
CU:11.3 WT:246.9
Consists of:
NAP-37T, 37S
List Price: \$1225
Not Available in Maple

NAPxxx-38 Conference Table
144"x48"x29"
CU: 14.2 WT: 321.2
Consists of:
NAP-38T, 38S
List Price: \$1945


NAP-23-xxx RoundTable
47" Dia. x 29"H
CU:6.8 WT:109.1
List Price: \$690

NAP-27-xxx RoundTable
42" Dia. x 29"H
CU:5.4 WT:94.8
List Price: \$595

NAPxxx-33 36" Round Table
Black Metal Base
36" Dia. x 29"H
CU:3.1 WT:58.4
Consists of:
NAP-33T, 33B
List Price: \$480

NAP-100-xxx Presentation Board
48"x48"
CU:8.5 WT:101.4
List Price: \$735
Ships Assembled

ACCESSORIES



NAP-14-xxx Keyboard Tray
26"x12"
CU:0.6 WT:13.2
List Price: \$90

NAP-15-xxx Center Drawer
20"x15"
CU:0.8 WT:8.8
List Price: \$90

NAP-GM Metallic Grommets (5-Pack)
2.5"x2.5"x1"
CU:0.02 WT:0.05
List Price: \$95


NAP-PM Metallic Drawer Pulls (10-Pack)
4"x1"x0.5"
CU:0.005 WT:0.01
List Price: \$95

NAP-PB Black Drawer Pulls (10-Pack)
4"x1"x0.5"
CU:0.005 WT:0.01
List Price: \$90

LK1-GC Lock Core with Keys
\$15 List

KC-GC Change Key
\$8 List

KM-GC Master Key
\$8 List



Napa Desk Riser 35" x 29" List Price: \$775

TAA Compliant

35.5"W x 29"D x 16.75"H (Use on 30" or deeper work surfaces)
4.7 cu.ft. 68 lbs. Carton: 38L x 31W x 7H

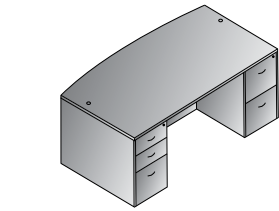
- 16.75" adjustment range
- 10 position height adjustment
- Dual handles
- Spring-assist lift
- Supports up to 33 lbs.
- Work surface: 35"W x 20"D
- Keyboard platform: 26"W x 13"D
- No assembly required
- Patent No. US 9,681,746

NAP3529-CHY Cherry

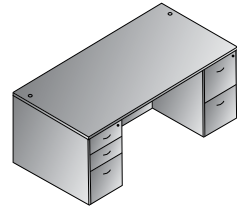
NAP3529-MAH Mahogany

NAP3529-ESP Espresso

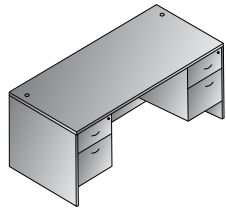
NAP3529-URB Urban Walnut



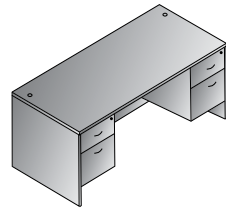
Bow Top Desk 71"x41"
NAPxxx-TYP1
 21.3 cu. ft. 325.3 lbs.
 Consists of: NAP-89,65,74
\$1,865



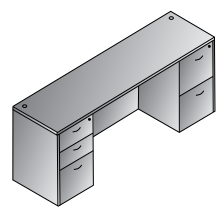
Double Pedestal Desk 71"x35"
NAPxxx-TYP2
 20.4 cu. ft. 314.2 lbs.
 Consists of: NAP-01,65,74
\$1,770



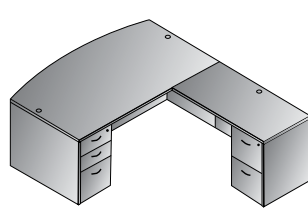
Double Pedestal Desk 66"x30"
NAPxxx-TYP3
 15.7 cu. ft. 256.8 lbs.
 Consists of: NAP-02,80,80
\$1,420



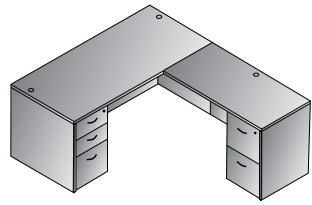
Double Pedestal Desk 60"x30"
NAPxxx-TYP4
 15.2 cu. ft. 249.1 lbs.
 Consists of: NAP-03,80,80
\$1,395



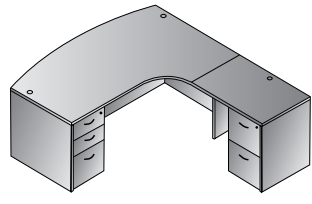
Kneespace Credenza 71"x24"
NAPxxx-TYP5
 19.1 cu. ft. 274.6 lbs.
 Consists of: NAP-43,65,74
\$1,610



L Shape w/Bow Top Desk 71"x89"
NAPxxx-TYP8
 25.1 cu. ft. 415.7 lbs.
 Consists of: NAP-89,65,45,74
\$2,265



L Shape 66"x78"
NAPxxx-TYP9
 22.9 cu. ft. 378.2 lbs.
 Consists of: NAP-02,65,45,74
\$2,065

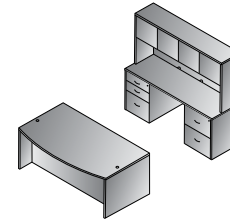


Right L Shape w/Curved Corner 71"x83"
NAPxxx-TYP10R
 25.3 cu. ft. 410.2 lbs.
 Consists of: NAP-87R,65,92,74
\$2,285

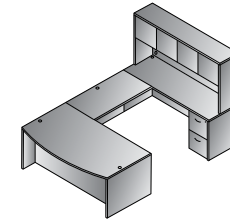


Casegoods IN STOCK

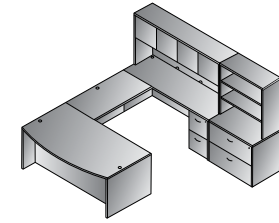
All Napa items have achieved GREENGUARD Certification



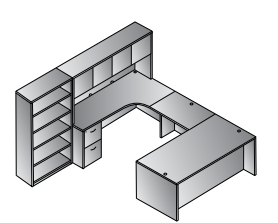
Executive Office
NAPxxx-TYP11
 47.3 cu. ft. 739.9 lbs.
 Consists of: NAP-89,65,74,43,65,74,44
 NAP-44 consists of: NAP-44H,4DW
\$4,185



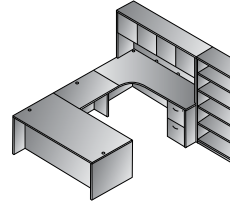
U Shape w/Hutch 71"x113"
NAPxxx-TYP12
 36.1 cu. ft. 658.2 lbs.
 Consists of: NAP-89,65,70,43,74,44
 NAP-44 consists of: NAP-44H,4DW
\$3,345



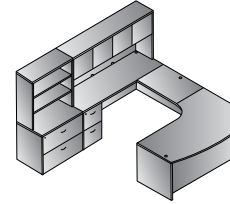
U Shape w/Hutch + Storage 108"x113"
NAPxxx-TYP13
 55.5 cu. ft. 889.7 lbs.
 Consists of: NAP-89,65,70,43,74,44,12,53
 NAP-44 consists of: NAP-44H,4DW
\$4,580



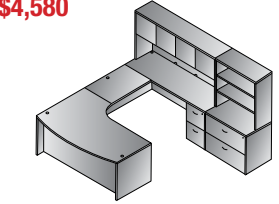
Left U + Bookcase 107"x107"
NAPxxx-TYP14L
 42.7 cu. ft. 809.1 lbs.
 Consists of: NAP-01,65,93,82R,74,44,56
 NAP-44 consists of: NAP-44H,4DW
\$4,025



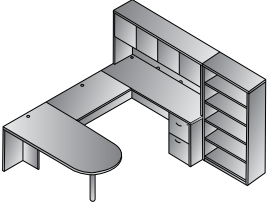
Right U + Bookcase 107"x107"
NAPxxx-TYP14R
 42.7 cu. ft. 809.1 lbs.
 Consists of: NAP-01,65,93,82L,74,44,56
 NAP-44 consists of: NAP-44H,4DW
\$4,025



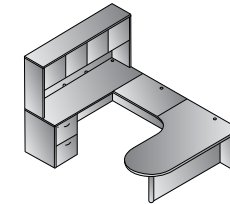
Left U w/Corner + Storage 107"x107"
NAPxxx-TYP15L
 56.0 cu. ft. 886.4 lbs.
 Consists of: NAP-87L,65,93,43,74,44,12,53
 NAP-44 consists of: NAP-44H,4DW
\$4,630



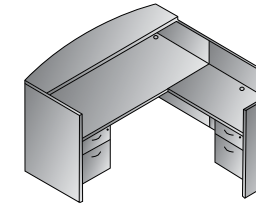
Right U w/Corner + Storage 107"x107"
NAPxxx-TYP15R
 56.0 cu. ft. 886.4 lbs.
 Consists of: NAP-87R,65,93,43,74,44,12,53
 NAP-44 consists of: NAP-44H,4DW
\$4,630



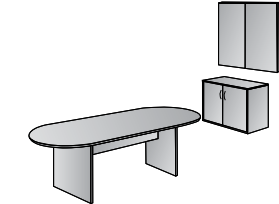
U w/Bullet + Bookcase 107"x108"
NAPxxx-TYP16
 35.2 cu. ft. 673.5 lbs.
 Consists of: NAP-47,70,43,74,44,56
 NAP-44 consists of: NAP-44H,4DW
 NAP-47 consists of: NAP-47T,47PBLK
\$3,290



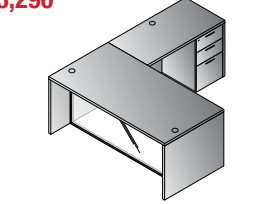
U w/Left Corner Bullet 71"x101"
NAPxxx-TYP18L
 29.4 cu. ft. 538 lbs.
 Consists of: NAP-57L,93,43,74,44
 NAP-44 consists of: NAP-44H,4DW
 NAP-57L consists of: NAP-57TL,57PBLK
\$2,780



Reception Station 71"x77"x42"H
NAPxxx-TYP19
 22.2 cu. ft. 418.8 lbs.
 Consists of: NAP-122,80,125,76
\$2,190



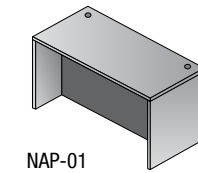
Conference Group 3-Pcs.
NAPxxx-TYP20
 24.8 cu. ft. 408.9 lbs.
 Consists of: NAP-36,13,100
\$2,185



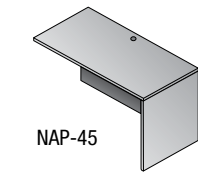
L-Shape w/Glass Modesty Panel 71"x84"
NAPxxx-TYP29G
 19.3 cu. ft. 386.9 lbs.
 Consists of: NAP-01,45,65,88
\$1,920



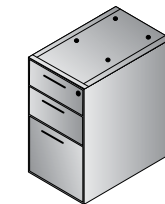
NAPA MAPLE
 IN STOCK NEW JERSEY ONLY



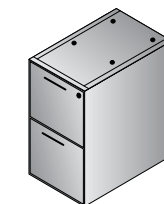
Desk Shells
 NAP-01 71"x36"..... **\$615**
 NAP-02 66"x30"..... **\$510**
 NAP-03 60"x30"..... **\$485**
 NAP-21 48"x30"..... **\$470**
 NAP-89 71"x41"
 Bow Front..... **\$710**



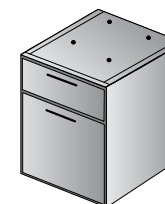
Returns
 NAP-45 48"x24"..... **\$400**
 NAP-96 42"x24"..... **\$365**
 NAP-46 42"x20"..... **\$335**
 ** Use NAP76 Pedestal



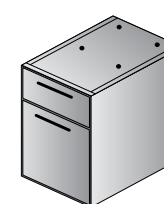
NAP-65-MPL
 BBF Ped
\$595



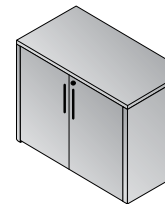
NAP-74-MPL
 FF Ped
\$560



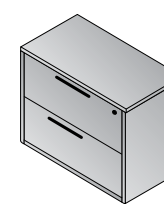
NAP-76-MPL
 Hanging
 Ped-20" Return
\$455
 Use with NAP46




NAP-80-MPL
 Hanging BF Ped
\$455



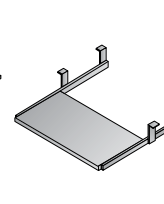
NAP-13-MPL
 Storage Cabinet
\$555



NAP-12-MPL
 Lateral File
\$860

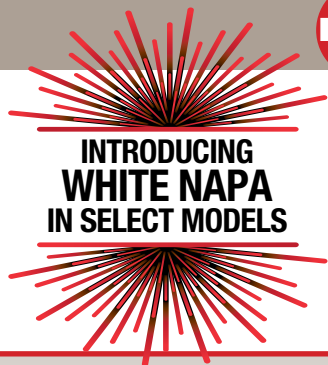


NAP-T1213-MPL
 NAP12/13
 Combo Top
\$240



NAP-14-MPL
 Keyboard Tray
\$90

Introducing White on an extensive selection of casegoods from our best-selling Napa Series. Includes the same features, functions and specifications as other Napa colors - in a modern white laminate & 3mm impact-resistant edgebanding. Coordinates with our SIS systems, Ascend II height-adjustable, Training Table & Tuxedo Conference offerings. **White Napa arrives February 2020.**



DESKS

 NAP-89-WHT Bow Desk Shell 71"x41"x29" CU:7.3 WT:173.1 List Price: \$710	 NAP-01-WHT Desk Shell 71"x36"x29" CU:6.4 WT:162.0 List Price: \$615	 NAP-101-WHT Desk Shell 71"x30"x29" CU:5.3 WT:121.0 List Price: \$565	 NAP-88 Glass Modesty Panel Fits NAP01, NAP87L, NAP87R, NAP89, NAP-101 69"x28"x1" CU:2.1 WT:56.2 Use: NAP85 & NAP 86 Pedestals List Price: \$310	 NAP-02-WHT Desk Shell 66"x30"x29" CU:5.1 WT:135.6 List Price: \$510	 NAP-03-WHT Desk Shell 60"x30"x29" CU:4.6 WT:127.9 List Price: \$485	 NAP-21-WHT Desk Shell 48"x30"x29" CU:4.8 WT:110.2 List Price: \$470
---	---	--	--	---	---	---

RETURNS

 NAP-45-WHT Return Shell 47"x23.5"x29" CU:3.8 WT:90.4 List Price: \$400	 NAP-96-WHT Return Shell 42"x23.5"x29" CU:3.2 WT:81.0 List Price: \$365	 NAP-46-WHT Return Shell 42"x20"x29" CU:3.4 WT:88.2 List Price: \$335 <i>**Use with NAP76 Ped</i>	 NAP-92-WHT Return Shell 36"x23.5"x29" CU:2.9 WT:73.9 List Price: \$315
--	--	---	--

BRIDGES

 NAP-70-WHT Bridge 47"x23.5"x29" CU:2.8 WT:70.5 List Price: \$315	 NAP-98-WHT Bridge 42"x23.5"x29" CU:2.5 WT:63 List Price: \$295	 NAP-93-WHT Bridge 35"x23.5"x29" CU:2.2 WT:56.2 List Price: \$260
--	--	--

CREDENZAS

 NAP-43-WHT Credenza Shell 71"x24"x29" CU:5.1 WT:122.4 List Price: \$455	 NAP-11-WHT Credenza Shell 66"x24"x29" CU:4.6 WT:116.6 List Price: \$425	 NAP-SL2-WHT Support Leg (2-pack) 11"x28"H CU:0.8 WT:9.0 List Price: \$120	 NAP-82L-WHT Left Corner Credenza 71"x36"x29" CU:6.4 WT:148.8 List Price: \$660	 NAP-82R-WHT Right Corner Credenza 71"x36"x29" CU:6.4 WT:148.8 List Price: \$660
---	---	---	--	---

PEDESTALS

 NAP-65-WHT BBF Ped 15.5"x22"x28" CU:7.0 WT:78.3 List Price: \$595 <i>Ships Assembled</i>	 NAP-74-WHT FF Ped 15.5"x22"x28" CU:7.0 WT:73.9 List Price: \$560 <i>Ships Assembled</i>	 NAP-85-WHT Mobile BBF Ped 14"x22"x27H" CU:7.0 WT:73.9 List Price: \$785 <i>Ships Assembled, except casters</i>	 NAP-86-WHT Mobil FF Ped 14"x22"x27H" CU:7.0 WT:73.9 List Price: \$785 <i>Ships Assembled, except casters</i>	 NAP-76-WHT Hanging Ped-20" Return 15.5"x18.5"x21" CU:4.5 WT:50.7 List Price: \$455 <i>Ships Assembled Use with NAP46</i>	 NAP-80-WHT Hanging BF Ped 15.5"x22"x21" CU:5.3 WT:60.6 List Price: \$455 <i>Ships Assembled</i>
---	--	---	---	---	--

STORAGE & FILING

 NAP-55-WHT 3-Shelf Bookcase 36"x14"x42" CU:4.4 WT:98.1 List Price: \$455	 NAP-56-WHT 5-Shelf Bookcase 36"x14"x65" CU:6.8 WT:149.9 List Price: \$625	 NAP-13-WHT Storage Cabinet 35.5"x22.25"x29" CU:5.45 WT:109 List Price: \$555	 NAP-12-WHT Lateral File 36"x22"x29" CU:15.5 WT:149.9 List Price: \$860 <i>Ships Assembled</i>	 NAP-T1213-WHT NAP12/13 Combo Top 71"x22.5" CU:0.9 WT:48.5 List Price: \$240	 NAP-152-WHT Storage Cabinet 22.5"x24"x65" CU:23.5 WT:186.6 List Price: \$1525 <i>Ships Assembled</i>	 NAPxxx-212DG 37"H Storage Cabinet w/Glass/Alum. Doors 36"x22"x37" CU:5.7 WT:155.4 Consists of: NAP-212H,2DG List Price: \$940 <i>Use Free-standing or with NAP12</i>
--	---	--	--	---	---	---

HUTCHES

 NAPxxx-42 Overhead with Glass Doors 71"x15"x36" CU:6.5 WT:136 Consists of: NAP-44H,4DG List Price: \$775	 NAPxxx-44 Overhead Storage 71"x15"x36" CU:6.2 WT:141.0 Consists of: NAP-44H,4DW List Price: \$710	 NAPTb-3 Tackboard for NAP42/44 SON44, KEN42/44 65"x17.5" Black Fabric CU:1.2 WT:15 List Price: \$195	 Tackboard Custom Fabric Overhead Storage NAPTb _ _ _ (Specify Fabric) Grade A \$250 Grade B \$280 Grade C \$310 Grade R \$340	 NAP-39-WHT 66"x15"x36" Overhead Storage CU:5.7 WT:132.0 List Price: \$615	 NAP-53-WHT Open Hutch 36"x14"x36" CU:3.9 WT:81.6 List Price: \$375	 NAPxxx-WM36DG Wall-Mount Overhead with Glass Doors 36"x15"x17" CU:2.2 WT:54 Consists of: NAPWM36H,NAPWMDG List Price: \$460	 NAPxxx-WM48DG Wall-Mount Overhead with Glass Doors 48"x15"x17" CU:2.7 WT:72 Consists of: NAPWM48H,NAPWMDG List Price: \$565
---	---	--	--	---	--	--	--

CONFERENCE

 NAP-35-WHT Conference Table 71"x35"x29" CU:6.7 WT:138.9 List Price: \$690	 NAP-36-WHT Conference Table 95"x44"x29" CU:10.8 WT:189.6 List Price: \$895	 NAP-23-WHT Round Table 47" Dia. x29"H CU:6.8 WT:109.1 List Price: \$690	 NAP-27-WHT Round Table 42" Dia. x29"H CU:5.4 WT:94.8 List Price: \$595
---	--	---	--

RECEPTION

 NAP-122-WHT Reception Desk Shell 71"x30"/36"x42" CU:8.3 WT:207.2 List Price: \$850	 NAP-123 Glass Floating Top Fits NAP122 71"x17.5"x0.5" CU:2.1 WT:79.4 List Price: \$495	 NAP-125-WHT Reception Return Shell 42"x24"x41" CU:4.1 WT:100.3 List Price: \$430	 NAP-121-WHT 48" Reception Desk Shell 48"x32"x42" CU: 6.4 WT: 164 List Price: \$745	 NAP-126 48"W Glass Top Fits NAP121ESP 48"x17.5"x48" CU: 1.4 WT: 44 List Price: \$430 <i>Available in: ESP Espresso SGW Slate Grey</i>
--	---	--	--	---



Multiposition Desk Riser DR3622-WH \$950
36.25"W
26.5"D
6.75" - 16.5"H

6.78 cu.ft. 53 lbs.
Carton:
41L x 26W x 11H



Napa Typicals in White

NAPWHT- TYP1	NAPWHT- TYP8	NAPWHT- TYP19
TYP2	TYP9	TYP29G
TYP3	TYP11	TYP205
TYP4	TYP12	TYP206
TYP5	TYP13	TYP207

Typicals shown on pages 70, 74 and 75

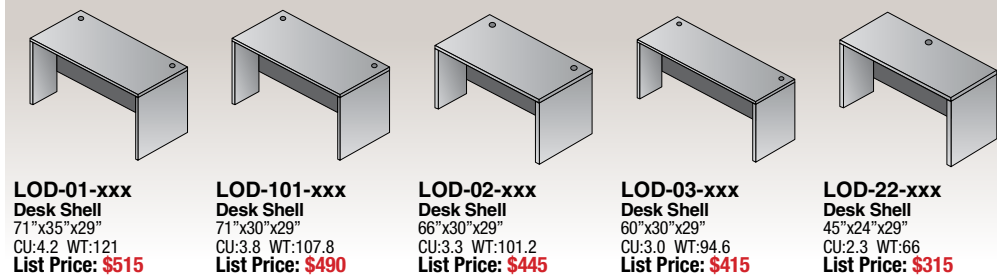


Lodi combines open, contemporary appearance and modern quality details with space-saving, budget-saving solutions. The ¾ modesty panels provide easy access to wall outlets. Full-width cord-drop on all hutches for cord management. New 60" wide desk, credenza and open overhead for compact offices. New laminate frame/glass doors for Lodi/Napa 72" overheads. The new contemporary, clean-grain design Urban Walnut features an embossed wood-like finish. Cherry and Espresso match Napa laminates for mix/match opportunities.

Finish Key

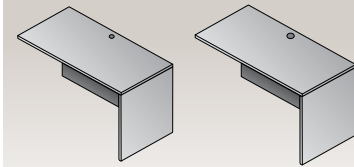


DESKS



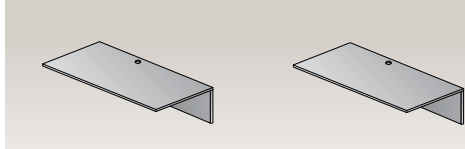
- LOD-01-xxx Desk Shell**
71"x35"x29"
CU:4.2 WT:121
List Price: **\$515**
- LOD-101-xxx Desk Shell**
71"x30"x29"
CU:3.8 WT:107.8
List Price: **\$490**
- LOD-02-xxx Desk Shell**
66"x30"x29"
CU:3.3 WT:101.2
List Price: **\$445**
- LOD-03-xxx Desk Shell**
60"x30"x29"
CU:3.0 WT:94.6
List Price: **\$415**
- LOD-22-xxx Desk Shell**
45"x24"x29"
CU:2.3 WT:66
List Price: **\$315**

RETURNS



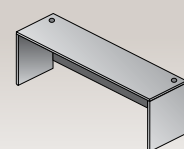
- LOD-45-xxx Return Shell**
48"x24"x29"
CU:1.6 WT:57.2
List Price: **\$300**
- LOD-46-xxx Return Shell**
42"x20"x29"
CU:1.5 WT:46.2
List Price: **\$250**

BRIDGES



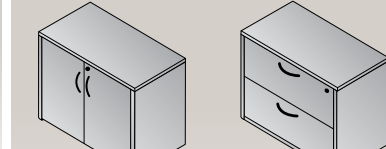
- LOD-70-xxx Bridge**
48"x24"x29"
CU:1.6 WT:46.2
List Price: **\$235**
- LOD-71-CHY Bridge - Cherry**
42"x20"x29"
CU:1.2 WT:37.4
List Price: **\$195**

CREDENZAS



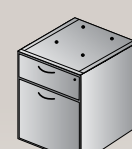
- LOD-43-xxx Credenza Shell**
71"x20"x29"
CU:2.4 WT:77.0
List Price: **\$350**

STORAGE & FILING



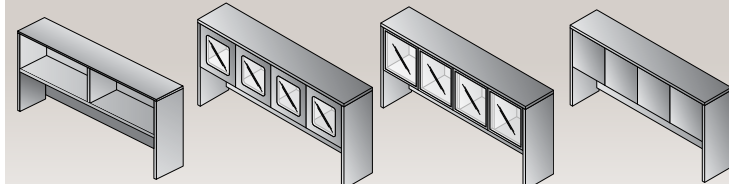
- LOD-13-xxx 2-Door Storage Cabinet**
30"x20"x29"
CU:3.3 WT:80.3
List Price: **\$420**
- LOD-12-xxx Lateral File**
30"x20"x29"
CU:11.4 WT:103.4
List Price: **\$805**
Ships Assembled

PEDESTAL

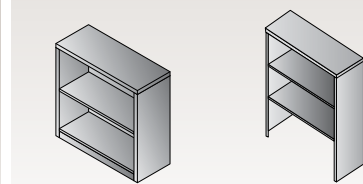


- LOD-76-xxx Box File Hanging Pedestal**
15.5"x17.75"x18"
CU:3.5 WT:35.2
List Price: **\$320**
Ships Assembled

HUTCHES



- LOD-09-URB Open Overhead Urban Walnut (without Doors)**
60"x14"x36"
CU:3.3 WT:83.6
List Price: **\$395**
Phase Out
- LODxxx-41 Overhead with Wood/Glass Doors**
71"x14"x36"
CU:4.9 WT:118
Consists of: **LOD-44H & NAP-4DC**
List Price: **\$735**
- LODxxx-42 Overhead with Aluminum/Glass Doors**
71"x14"x36"
CU:5.1 WT:114
Consists of: **LOD-44H & NAP-4DG**
List Price: **\$750**
- LODxxx-44 Overhead with Wood Doors**
71"x14"x36"
CU:4.8 WT:119
Consists of: **LOD-44H & NAP-4DW**
List Price: **\$685**



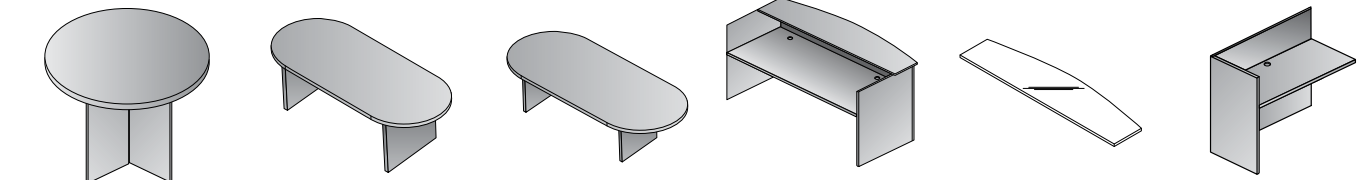
- LOD-55-xxx 2-Shelf Bookcase**
30"x12"x29"
CU:1.8 WT:50.6
List Price: **\$350**
- LOD-53-xxx Open Hutch**
30"x12"x36"
CU:1.8 WT:55.0
List Price: **\$275**



- LODxxx-TYP5**
71W x 20H
Double Ped Credenza
Consists of:
LOD-43, 76, 76

- LOD-12-URB**
30W x 12D x 29H
Two-Drawer Lateral File

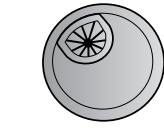
- LOD-53-URB**
30W x 12D x 36H
Open Hutch



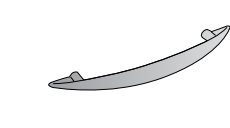
- NAP-27-CHY**
NAP-27-ESP
NAP-27-URB
NAP-27-SGW
Round Table
42"Dia.x29"H
CU:5.4 WT:94.8
List Price: **\$595**
- NAP-35-CHY**
NAP-35-ESP
NAP-35-URB
NAP-35-SGW
Conference Table
71"x35"x29"
CU:6.7 WT:138.9
List Price: **\$690**
- NAP-36-CHY**
NAP-36-ESP
NAP-36-URB
NAP-36-SGW
Conference Table
95"x44"x29"
CU:10.8 WT:189.6
List Price: **\$895**
- NAP-122-CHY**
NAP-122-ESP
NAP-122-URB
NAP-122-SGW
Reception Desk Shell
71"x30"x36"x42"
CU:8.3 WT:207.2
List Price: **\$850**
- NAP-123**
Glass Floating Top
Fits NAP122
71"x17.5"x0.5"
CU:2.1 WT:79.4
List Price: **\$495**
- NAP-125-CHY**
NAP-125-ESP
NAP-125-URB
NAP-125-SGW
Reception Desk Shell
42"x24"x41"
CU:4.1 WT:100.3
List Price: **\$430**
- NAP100-CHY**
NAP100-ESP
NAP100-URB
NAP100-SGW
Presentation Board
48"x48"
CU:8.5 WT:101.4
List Price: **\$735**
Ships Assembled
- NAP-14-CHY**
NAP-14-ESP
NAP-14-URB
NAP-14-SGW
LOD-14-BLK
Keyboard Tray
26"x12"
CU:0.6 WT:13.2
List Price: **\$90**
- NAP-15-CHY**
NAP-15-ESP
NAP-15-URB
NAP-15-SGW
LOD-15-BLK
Center Drawer
20"x15"
CU:0.8 WT:8.8
List Price: **\$90**
- NAPWM36-CHY**
NAPWM36-ESP
NAPWM36-URB
NAPWM36-SGW
Wall-Mount Overhead
36"x15"x17"
CU:6.7 WT:55
List Price: **\$425**
Ships Assembled
- NAPWM48-CHY**
NAPWM48-ESP
NAPWM48-URB
NAPWM48-SGW
48"x15"x17"
CU:8.8 WT:70.4
List Price: **\$535**
Ships Assembled
- NAPT3-3**
Tackboard for NAP42/44
SON44, KEN42/44
65"x17.5"
Black Fabric
CU:1.2 WT:15
List Price: **\$195**
Tackboard Custom Fabric
NAPT3-_____
(Specify Fabric)
Grade A **\$250**
Grade B **\$280**
Grade C **\$310**
Grade R **\$340**



LODURB-41: Overhead with Wood/Glass Doors



- NAP-GM**
Metallic Grommets
(5-Pack)
2.5"x2.5"x1"
CU:0.02 WT:0.05
List Price: **\$95**



- NAP-PM**
Metallic Core Pulls
(10-Pack)
4"x1"x0.5"
CU:0.005 WT:0.01
List Price: **\$95**



- LK1-GC**
Lock Core with Keys
\$15 List
- KC-GC** Change Key
\$8 List
- KM-GC** Master Key
\$8 List



LODURB-42: Overhead with Aluminum/Glass Doors

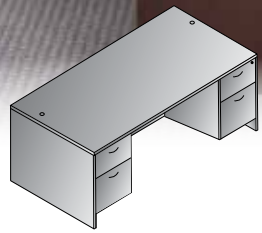


LODURB-44: Overhead with Wood Doors

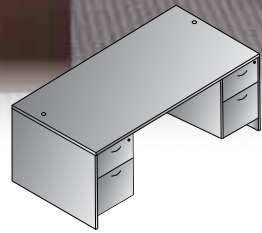
NOTE: NAPA items on this page feature matching wood grain laminates with Lodi products shown on previous page.



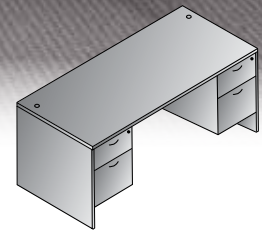
Finish Key
CHY - Cherry
ESP - Espresso
SGW - Slate Grey
URB - Urban Walnut



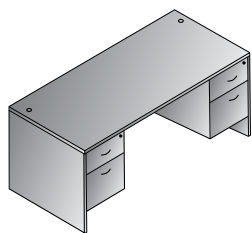
Double Pedestal Desk 71"x30"
LODxxx-TYP301
 10.8 cu. ft. 178.2 lbs.
 Consists of: LOD-101,76,76
\$1,130



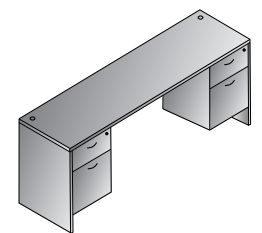
Double Pedestal Desk 71"x35"
LODxxx-TYP2
 11.2 cu. ft. 191.4 lbs.
 Consists of: LOD-01,76,76
\$1,155



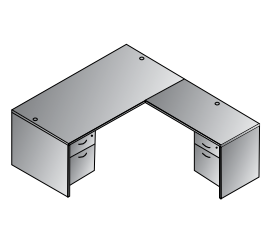
Double Pedestal Desk 66"x30"
LODxxx-TYP3
 10.3 cu. ft. 171.6 lbs.
 Consists of: LOD-02,76,76
\$1,085



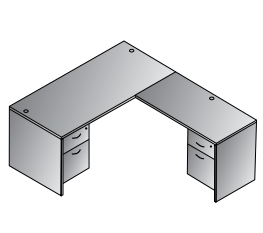
Double Pedestal Desk 60"x30"
LODxxx-TYP4
 10.0 cu. ft. 165 lbs.
 Consists of: LOD-03,76,76
\$1,055



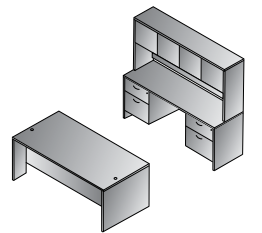
Double Pedestal Credenza
 71"x20"
LODxxx-TYP5
 9.4 cu. ft. 147.4 lbs.
 Consists of: LOD-43,76,76
\$990



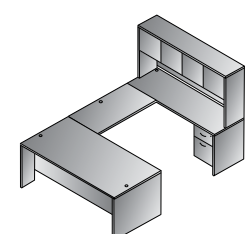
L-Shape Desk 71"x78"
LODxxx-TYP308
 12.4 cu. ft. 235.4 lbs.
 Consists of: LOD-101,76,45,76
\$1,430



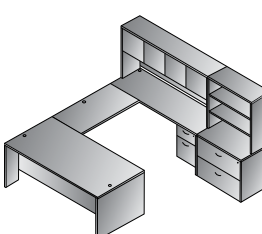
L-Shape 66"x78"
LODxxx-TYP9
 11.9 cu. ft. 228.8 lbs.
 Consists of: LOD-02,76,45,76
\$1,385



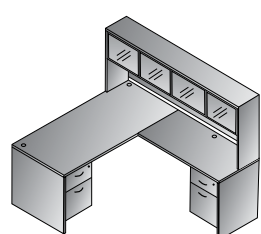
Executive Office
LODxxx-TYP311
 25.0 cu. ft. 444.6 lbs.
 Consists of: LOD-101,76,76,43,
 76,76,44
 LOD44 consists of: LOD-
 44H,NAP-4DW
\$2,805



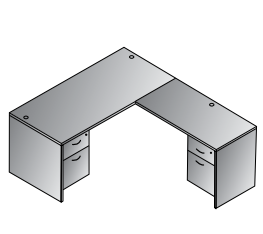
U Shape w/Hutch 71"x98"
LODxxx-TYP312
 19.6 cu. ft. 420.4 lbs.
 Consists of: LOD-101,76,70,43,76,44
 LOD44 consists of: LOD-44H,NAP-4DW
\$2,400



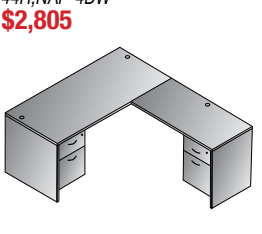
U Shape w/Hutch + Storage
 101"x98"
LODxxx-TYP313
 32.8 cu. ft. 578.8 lbs.
 Consists of: LOD-
 101,76,70,43,76,44,12,53
 LOD44 consists of: LOD-44H,NAP-4DW
\$3,480



L-Shape w/Hutch 66"x72"
LODxxx-TYP31
 16.5 cu. ft. 338.8 lbs.
 Consists of: LOD-02,76,46,76,41
 LOD41 consists of: LOD-
 44H,NAP-4DC
\$2,070



L-Shape 66"x72"
LODxxx-TYP32
 11.8 cu. ft. 217.8 lbs.
 Consists of: LOD-02,76,46,76
\$1,335



L-Shape 60"x72"
LODxxx-TYP34
 11.5 cu. ft. 211.2 lbs.
 Consists of: LOD-03,76,46,76
\$1,305

LBC361230-xxx 2-Shelf Laminate Bookcase with 1" Thick Shelves



	Finish	List
Overall Max: 36W x 12D x 30H 1 Adjustable Shelf, 1 Bottom Shelf Carton Wt: 60 lbs. Cube: 2.375 Carton: 38L x 36W x 3H UPS: No	Cherry (CHY)	\$295
	Espresso (ESP)	
	Mahogany (MAH)	
	Slate Grey (SGW)	
	Urban Walnut (URB)	
	Maple (MPL)	
	White (WHT)	

LBC361248-xxx 3-Shelf Laminate Bookcase with 1" Thick Shelves



	Finish	List
Overall Max: 36W x 12D x 48H 2 Adjustable Shelves, 1 Bottom Shelf Carton Wt: 88 lbs. Cube: 3.29 Carton: 50L x 38W x 3H UPS: No	Cherry (CHY)	\$395
	Espresso (ESP)	
	Mahogany (MAH)	
	Slate Grey (SGW)	
	Urban Walnut (URB)	
	Maple (MPL)	

LBC361260-xxx 4-Shelf Laminate Bookcase with 1" Thick Shelves



	Finish	List
Overall Max: 36W x 12D x 60H 2 Adjustable Shelves, 1 Fixed, 1 Bottom Shelf Carton Wt: 108 lbs. Cube: 4.024 Carton: 61L x 38W x 3H UPS: No	Cherry (CHY)	\$490
	Espresso (ESP)	
	Mahogany (MAH)	
	Slate Grey (SGW)	
	Urban Walnut (URB)	
	Maple (MPL)	
	White (WHT)	

LBC361272-xxx 5-Shelf Laminate Bookcase with 1" Thick Shelves



	Finish	List
Overall Max: 36W x 12D x 72H 3 Adjustable Shelves, 1 Fixed, 1 Bottom Shelf Carton Wt: 130 lbs. Cube: 4.816 Carton: 73L x 38W x 3H UPS: No	Cherry (CHY)	\$575
	Espresso (ESP)	
	Mahogany (MAH)	
	Slate Grey (SGW)	
	Urban Walnut (URB)	
	Maple (MPL)	

LBC361284-xxx 6-Shelf Laminate Bookcase with 1" Thick Shelves



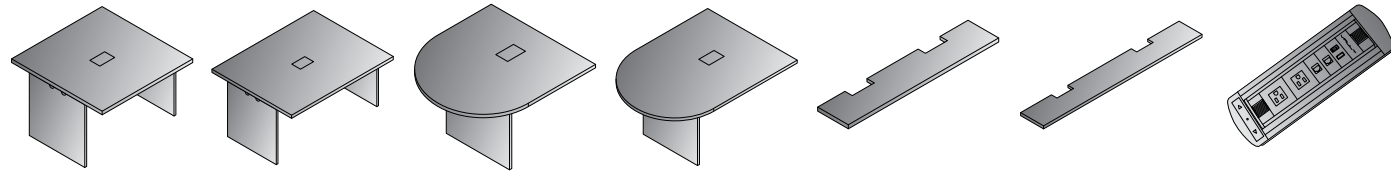
	Finish	List
Overall Max: 36W x 12D x 84H 4 Adjustable Shelves, 1 Fixed, 1 Bottom Shelf Carton Wt: 151 lbs. Cube: 5.6 Carton: 85L x 38W x 3H UPS: No	Cherry (CHY)	\$645
	Espresso (ESP)	
	Mahogany (MAH)	
	Slate Grey (SGW)	
	Urban Walnut (URB)	
	Maple (MPL)	

LBCSHF-xxx Extra 1" Thick Shelf for 36Wx12D Laminate Bookcases



	Finish	List
Overall Max: 36W x 12D x 1H Carton Wt: 10 lbs. Cube: 0.486 Carton: 35L x 12W x 2H UPS: Yes	Cherry (CHY)	\$48
	Espresso (ESP)	
	Mahogany (MAH)	
	Slate Grey (SGW)	
	Urban Walnut (URB)	
	Maple (MPL)	





- EXP-228-xxx**
48"x48"
Table Component
47.2"x47.2"x29.1"
CU:5 WT:123.5
List Price: **\$750**
- EXP-229-xxx**
60"x48"
Table Component
59.1"x47.2"x29.1"
CU:5.3 WT:143.3
List Price: **\$850**
- EXP-230-xxx**
48"x48" Bullet Top
Component
47.2"x47.2"x29.1"
CU:4.3 WT:92.6
List Price: **\$700**
- EXP-231-xxx**
60"x48" Bullet Top
Component
59.1"x47.2"x29.1"
CU:6.6 WT:110.2
List Price: **\$800**
- EXP-232-xxx**
Stretcher for EXP230
2 qty.
55.1"x11.4"x1"
CU:0.7 WT:19.8
List Price: **\$145**
- EXP-233-xxx**
Stretcher for EXP231
2 qty.
78.7"x11.4"x1"
CU:0.9 WT:26.5
List Price: **\$180**
- EXP-POW1**
Power/Data/
HDMI Unit
5.25"x3"x1.25"
CU:0.4 WT:5.0
List Price: **\$950**



EXPCHY-TYP12R
Racetrack Table with 518317HA-EC3 chairs

EXP-POW1
Power Data/HDMI Unit

Configuration Guide



- 30' Racetrack Table**
EXPxxx-TYP30R
\$5,000
34.5 cu.ft. 793.7 lbs.
Consists of:
(4) qty. EXP-229
(2) qty. EXP-231
- 28' Racetrack Table**
EXPxxx-TYP28R
\$4,800
33.8 cu.ft. 754.0 lbs.
Consists of:
(2) qty. EXP-228
(2) qty. EXP-229
(2) qty. EXP-231
- 26' Racetrack Table**
EXPxxx-TYP26R
\$4,600
33.1 cu.ft. 714.3 lbs.
Consists of:
(4) qty. EXP-228
(2) qty. EXP-231



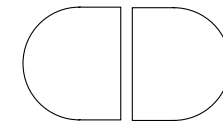
- 24' Racetrack Table**
EXPxxx-TYP24R
\$4,050
28.8 cu.ft. 630.5 lbs.
Consists of:
(1) qty. EXP-228
(2) qty. EXP-229
(2) qty. EXP-231
- 22' Racetrack Table**
EXPxxx-TYP22R
\$3,850
28.1 cu.ft. 590.8 lbs.
Consists of:
(3) qty. EXP-228
(2) qty. EXP-231



- 20' Racetrack Table**
EXPxxx-TYP20R
\$3,300
23.9 cu.ft. 507.1 lbs.
Consists of:
(2) qty. EXP-229
(2) qty. EXP-231
- 18' Racetrack Table**
EXPxxx-TYP18R
\$3,100
19.2 cu.ft. 471.8 lbs.
Consists of:
(2) qty. EXP-229
(2) qty. EXP-230
- 16' Racetrack Table**
EXPxxx-TYP16R
\$2,900
18.2 cu.ft. 343.9 lbs.
Consists of:
(2) qty. EXP-228
(2) qty. EXP-230



- 14' Racetrack Table**
EXPxxx-TYP14R
\$2,350
18.2 cu.ft. 343.9 lbs.
Consists of:
(1) qty. EXP-228
(2) qty. EXP-231
- 12' Racetrack Table**
EXPxxx-TYP12R
\$2,150
13.5 cu.ft. 308.6 lbs.
Consists of:
(1) qty. EXP-228
(2) qty. EXP-230



- 10' Racetrack Table**
EXPxxx-TYP10R
\$1,780
14.2 cu.ft. 246.9 lbs.
Consists of:
(2) qty. EXP-231
(1) qty. EXP-233
- 8' Racetrack Table**
EXPxxx-TYP8R
\$1,545
9.3 cu.ft. 205.0 lbs.
Consists of:
(2) qty. EXP-230
(1) qty. EXP-232

Finish Key	CHY - Cherry	MAH - Mahogany
	ESP - Espresso	SGW - Slate Grey



EXPESP-TYP12R
Racetrack Table with 13-V88N1WA chairs



LWS362448-URB

Finish Key	CHY - Cherry	ESP - Espresso	URB - Urban Walnut
-------------------	---------------------	-----------------------	---------------------------

LWS362448-xxx
Laminate Workstation
36"x24"x48"
CU: 4.6 WT: 99.2
List Price: **\$585**
Available in:
ESP Espresso,
URB Urban Walnut

LWS482448-xxx
Laminate Workstation
48"x24"x48"
CU: 5.8 WT: 116.6
List Price: **\$615**
Available in:
CHY Cherry,
ESP Espresso,
URB Urban Walnut



NAP-121-xxx
48" Reception Desk Shell
48"x32"x42"
CU: 6.4 WT: 164
List Price: **\$745**
Available in:
ESP Espresso
SGW Slate Grey
WHT White

NAP-126
48"W Glass Top
*Fits NAP121ESP
48"x17.5"x48"
CU: 1.4 WT: 44
List Price: **\$430**



ASCEND II Sit-Stand • Height Adjustable • Active Working

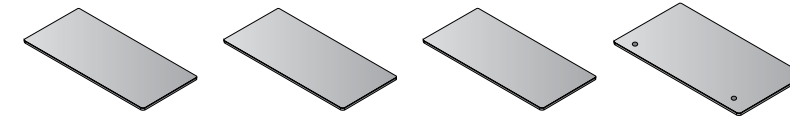


Ascend II features top quality electric height adjustable workstations, coordinating with OSP systems, casegoods and table offering. Standard features include push-button height adjustment, 3-position programmable memory handset and anti-collision with sensitivity adjustment. Width-adjustable bases accommodate 48"-72" wide x 24" deep tops. Optional 30" deep feet. Simple assembly. Meets UL962 and ANSI/BIFMA.

Base (without top)	Height Range	Load Capacity	High/Low Position
A2EB322	25.5"	250 lb.	50.3" / 24.6"
A2EB333	25.5"	325 lb.	50.3" / 24.8"
A2EB222	17.3"	220 lb.	44.75" / 27.4"



Tops



842T26-X

Table Top 72"x24"
CU: 1.9 WT: 44
List: **\$410**

842T25-x

Table Top 60"x24"
CU: 1.6 WT: 36
List: **\$360**

842T24-x

Table Top 48"x24"
CU: 1.3 WT: 28
List: **\$310**

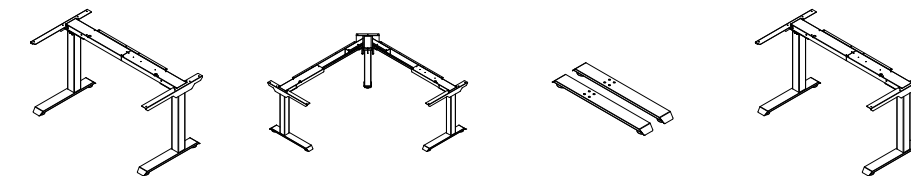
842T3060-x

Table Top 60"x30"
CU: 2.5 WT: 50.7
List: **\$425**

TOP COLORS



Bases



A2EB322-xx

3-Stage/2-Leg
CU: 2.8 WT: 64
List: **\$1,475**

A2EB333-xx

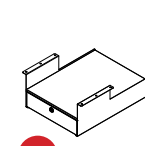
3-Stage/3-Leg
CU: 2.9 WT: 94
List: **\$2,375**

A2FEET30-x

Feet for 30"D Tops
(set of 2)
CU: 0.27 WT: 12
List: **\$165**

A2EB222-x

2-Stage/2-Leg
CU: 2.8 WT: 59
List: **\$1,375**



new

A2PS-x


Personal Storage
15.5"W x 18"D x 7.5"H
CU: 1.49 WT: 34
List: **\$250**

BASE COLORS



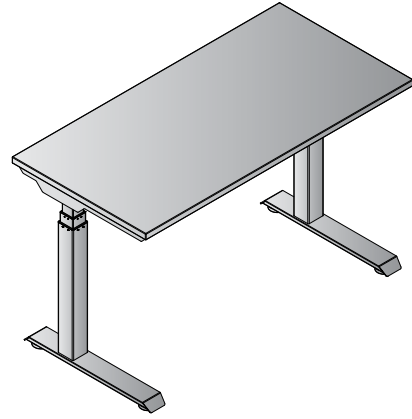
Bases are TAA Compliant

Monitor Arms



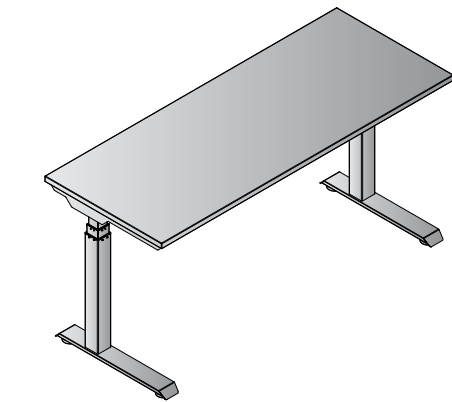
Gas-assist Monitor Arms with 3-point adjustment further individualize workplace ergonomics. Arms support 17"-30" monitors. Base includes dual USB 3.0 ports within easy reach.

Model#	Description	List
A2MAS1730	Single Monitor Arm with Dual USB 3.0 Ports	\$260
A2MAD1730	Double Monitor Arm with Dual USB 3.0 Ports	\$495



3-Stage 48\"/>

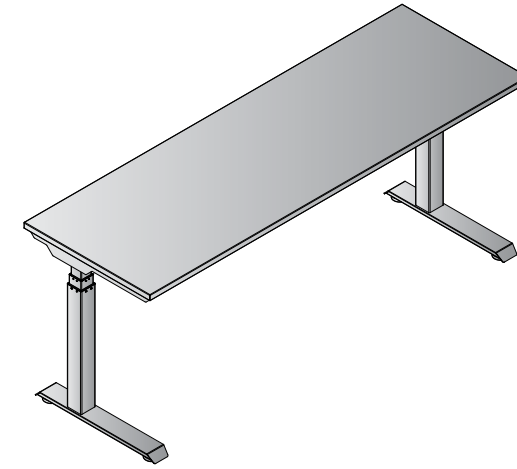
Typical#	List	Description	TOP	List	BASE	List
A322448SVC	\$1785	Cherry Top/Silver Base	842T24-C	\$310	A2EB322-SV	\$1475
A322448SVE	\$1785	Espresso Top/Silver Base	842T24-E	\$310	A2EB322-SV	\$1475
A322448SVG	\$1785	Grey Top/Silver Base	842T24-G	\$310	A2EB322-SV	\$1475
A322448SVM	\$1785	Mahogany Top/Silver Base	842T24-M	\$310	A2EB322-SV	\$1475
A322448SVP	\$1785	Maple Top/Silver Base	842T24-P	\$310	A2EB322-SV	\$1475
A322448SVS	\$1785	Slate Grey Top/Silver Base	842T24-S	\$310	A2EB322-SV	\$1475
A322448SVU	\$1785	Urban Walnut Top/Silver Base	842T24-U	\$310	A2EB322-SV	\$1475
A322448SWW	\$1785	White Top/Silver Base	842T24-W	\$310	A2EB322-SV	\$1475
A322448WHC	\$1785	Cherry Top/White Base	842T24-C	\$310	A2EB322-WH	\$1475
A322448WHE	\$1785	Espresso Top/White Base	842T24-E	\$310	A2EB322-WH	\$1475
A322448WHG	\$1785	Grey Top/White Base	842T24-G	\$310	A2EB322-WH	\$1475
A322448WHM	\$1785	Mahogany Top/White Base	842T24-M	\$310	A2EB322-WH	\$1475
A322448WHP	\$1785	Maple Top/White Base	842T24-P	\$310	A2EB322-WH	\$1475
A322448WHS	\$1785	Slate Grey Top/White Base	842T24-S	\$310	A2EB322-WH	\$1475
A322448WHU	\$1785	Urban Walnut Top/White Base	842T24-U	\$310	A2EB322-WH	\$1475
A322448WHW	\$1785	White Top/White Base	842T24-W	\$310	A2EB322-WH	\$1475



3-Stage 60\"/>

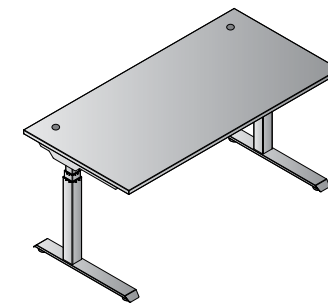
Typical#	List	Description	TOP	List	BASE	List
A322460SVC	\$1835	Cherry Top/Silver Base	842T25-C	\$360	A2EB322-SV	\$1475
A322460SVE	\$1835	Espresso Top/Silver Base	842T25-E	\$360	A2EB322-SV	\$1475
A322460SVG	\$1835	Grey Top/Silver Base	842T25-G	\$360	A2EB322-SV	\$1475
A322460SVM	\$1835	Mahogany Top/Silver Base	842T25-M	\$360	A2EB322-SV	\$1475
A322460SVP	\$1835	Maple Top/Silver Base	842T25-P	\$360	A2EB322-SV	\$1475
A322460SVS	\$1835	Slate Grey Top/Silver Base	842T25-S	\$360	A2EB322-SV	\$1475
A322460SVU	\$1835	Urban Walnut Top/Silver Base	842T25-U	\$360	A2EB322-SV	\$1475
A322460SWW	\$1835	White Top/Silver Base	842T25-W	\$360	A2EB322-SV	\$1475
A322460WHC	\$1835	Cherry Top/White Base	842T25-C	\$360	A2EB322-WH	\$1475
A322460WHE	\$1835	Espresso Top/White Base	842T25-E	\$360	A2EB322-WH	\$1475
A322460WHG	\$1835	Grey Top/White Base	842T25-G	\$360	A2EB322-WH	\$1475
A322460WHM	\$1835	Mahogany Top/White Base	842T25-M	\$360	A2EB322-WH	\$1475
A322460WHP	\$1835	Maple Top/White Base	842T25-P	\$360	A2EB322-WH	\$1475
A322460WHS	\$1835	Slate Grey Top/White Base	842T25-S	\$360	A2EB322-WH	\$1475
A322460WHU	\$1835	Urban Walnut Top/White Base	842T25-U	\$360	A2EB322-WH	\$1475
A322460WHW	\$1835	White Top/White Base	842T25-W	\$360	A2EB322-WH	\$1475

⚙ Bases are TAA Compliant



3-Stage 72\"/>

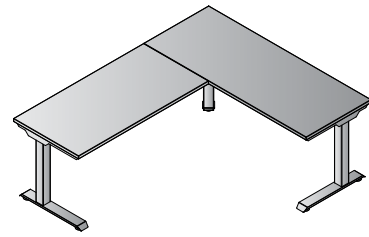
Typical#	List	Description	TOP	List	BASE	List
A322472SVC	\$1885	Cherry Top/Silver Base	842T26-C	\$410	A2EB322-SV	\$1475
A322472SVE	\$1885	Espresso Top/Silver Base	842T26-E	\$410	A2EB322-SV	\$1475
A322472SVG	\$1885	Grey Top/Silver Base	842T26-G	\$410	A2EB322-SV	\$1475
A322472SVM	\$1885	Mahogany Top/Silver Base	842T26-M	\$410	A2EB322-SV	\$1475
A322472SVP	\$1885	Maple Top/Silver Base	842T26-P	\$410	A2EB322-SV	\$1475
A322472SVS	\$1885	Slate Grey Top/Silver Base	842T26-S	\$410	A2EB322-SV	\$1475
A322472SVU	\$1885	Urban Walnut Top/Silver Base	842T26-U	\$410	A2EB322-SV	\$1475
A322472SWW	\$1885	White Top/Silver Base	842T26-W	\$410	A2EB322-SV	\$1475
A322472WHC	\$1885	Cherry Top/White Base	842T26-C	\$410	A2EB322-WH	\$1475
A322472WHE	\$1885	Espresso Top/White Base	842T26-E	\$410	A2EB322-WH	\$1475
A322472WHG	\$1885	Grey Top/White Base	842T26-G	\$410	A2EB322-WH	\$1475
A322472WHM	\$1885	Mahogany Top/White Base	842T26-M	\$410	A2EB322-WH	\$1475
A322472WHP	\$1885	Maple Top/White Base	842T26-P	\$410	A2EB322-WH	\$1475
A322472WHS	\$1885	Slate Grey Top/White Base	842T26-S	\$410	A2EB322-WH	\$1475
A322472WHU	\$1885	Urban Walnut Top/White Base	842T26-U	\$410	A2EB322-WH	\$1475
A322472WHW	\$1885	White Top/White Base	842T26-W	\$410	A2EB322-WH	\$1475



3-Stage 60\"/>

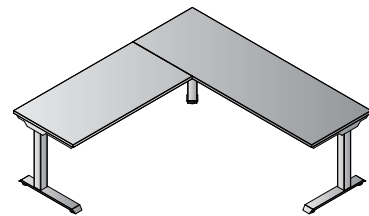
Typical#	List	Description	TOP	List	BASE	List
A323060SVC	\$2065	Cherry Top/Silver Base	842T3060-C	\$425	A2EB322-SV	\$1475
A323060SVE	\$2065	Espresso Top/Silver Base	842T3060-E	\$425	A2EB322-SV	\$1475
A323060SVG	\$2065	Grey Top/Silver Base	842T3060-G	\$425	A2EB322-SV	\$1475
A323060SVM	\$2065	Mahogany Top/Silver Base	842T3060-M	\$425	A2EB322-SV	\$1475
A323060SVP	\$2065	Maple Top/Silver Base	842T3060-P	\$425	A2EB322-SV	\$1475
A323060SVS	\$2065	Slate Grey Top/Silver Base	842T3060-S	\$425	A2EB322-SV	\$1475
A323060SVU	\$2065	Urban Walnut Top/Silver Base	842T3060-U	\$425	A2EB322-SV	\$1475
A323060SWW	\$2065	White Top/Silver Base	842T3060-W	\$425	A2EB322-SV	\$1475
A323060WHC	\$2065	Cherry Top/White Base	842T3060-C	\$425	A2EB322-WH	\$1475
A323060WHE	\$2065	Espresso Top/White Base	842T3060-E	\$425	A2EB322-WH	\$1475
A323060WHG	\$2065	Grey Top/White Base	842T3060-G	\$425	A2EB322-WH	\$1475
A323060WHM	\$2065	Mahogany Top/White Base	842T3060-M	\$425	A2EB322-WH	\$1475
A323060WHP	\$2065	Maple Top/White Base	842T3060-P	\$425	A2EB322-WH	\$1475
A323060WHS	\$2065	Slate Grey Top/White Base	842T3060-S	\$425	A2EB322-WH	\$1475
A323060WHU	\$2065	Urban Walnut Top/White Base	842T3060-U	\$425	A2EB322-WH	\$1475
A323060WHW	\$2065	White Top/White Base	842T3060-W	\$425	A2EB322-WH	\$1475

⚙ Bases are TAA Compliant



3-Stage 60" x 72"
Electric Height Adjustable L-Shape
CU: 5.8 (3 cartons) WT.:158
List: \$3,045

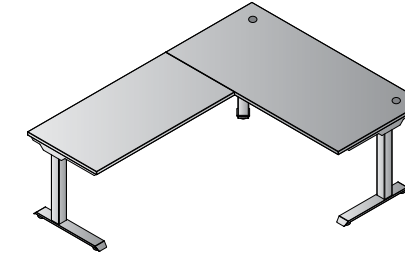
Typical#	List	Description	TOP	List	TOP	List	BASE	List
A336072SVC	\$3045	Cherry Top/Silver Base	842T25-C	\$360	842T24-C	\$310	A2EB333-SV	\$2375
A336072SVE	\$3045	Espresso Top/Silver Base	842T25-E	\$360	842T24-E	\$310	A2EB333-SV	\$2375
A336072SVG	\$3045	Grey Top/Silver Base	842T25-G	\$360	842T24-G	\$310	A2EB333-SV	\$2375
A336072SVM	\$3045	Mahogany Top/Silver Base	842T25-M	\$360	842T24-M	\$310	A2EB333-SV	\$2375
A336072SVP	\$3045	Maple Top/Silver Base	842T25-P	\$360	842T24-P	\$310	A2EB333-SV	\$2375
A336072SVS	\$3045	Slate Grey Top/Silver Base	842T25-S	\$360	842T24-S	\$310	A2EB333-SV	\$2375
A336072SVU	\$3045	Urban Walnut Top/Silver Base	842T25-U	\$360	842T24-U	\$310	A2EB333-SV	\$2375
A336072SWW	\$3045	White Top/Silver Base	842T25-W	\$360	842T24-W	\$310	A2EB333-SV	\$2375
A336072WHC	\$3045	Cherry Top/White Base	842T25-C	\$360	842T24-C	\$310	A2EB333-WH	\$2375
A336072WHE	\$3045	Espresso Top/White Base	842T25-E	\$360	842T24-E	\$310	A2EB333-WH	\$2375
A336072WHG	\$3045	Grey Top/White Base	842T25-G	\$360	842T24-G	\$310	A2EB333-WH	\$2375
A336072WHM	\$3045	Mahogany Top/White Base	842T25-M	\$360	842T24-M	\$310	A2EB333-WH	\$2375
A336072WHP	\$3045	Maple Top/White Base	842T25-P	\$360	842T24-P	\$310	A2EB333-WH	\$2375
A336072WHS	\$3045	Slate Grey Top/White Base	842T25-S	\$360	842T24-S	\$310	A2EB333-WH	\$2375
A336072WHU	\$3045	Urban Walnut Top/White Base	842T25-U	\$360	842T24-U	\$310	A2EB333-WH	\$2375
A336072WHW	\$3045	White Top/White Base	842T25-W	\$360	842T24-W	\$310	A2EB333-WH	\$2375



3-Stage 72" x 72"
Electric Height Adjustable L-Shape
CU: 6.1 (3 cartons) WT.:164
List: \$3,095

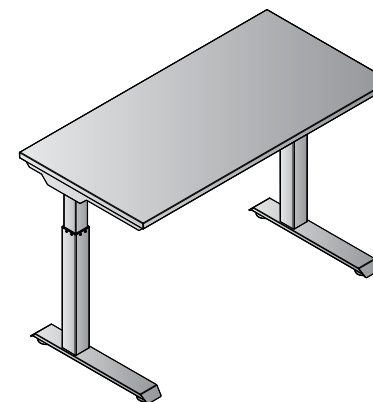
Typical#	List	Description	TOP	List	TOP	List	BASE	List
A337272SVC	\$3095	Cherry Top/Silver Base	842T26-C	\$410	842T24-C	\$310	A2EB333-SV	\$2375
A337272SVE	\$3095	Espresso Top/Silver Base	842T26-E	\$410	842T24-E	\$310	A2EB333-SV	\$2375
A337272SVG	\$3095	Grey Top/Silver Base	842T26-G	\$410	842T24-G	\$310	A2EB333-SV	\$2375
A337272SVM	\$3095	Mahogany Top/Silver Base	842T26-M	\$410	842T24-M	\$310	A2EB333-SV	\$2375
A337272SVP	\$3095	Maple Top/Silver Base	842T26-P	\$410	842T24-P	\$310	A2EB333-SV	\$2375
A337272SVS	\$3095	Slate Grey Top/Silver Base	842T26-S	\$410	842T24-S	\$310	A2EB333-SV	\$2375
A337272SVU	\$3095	Urban Walnut Top/Silver Base	842T26-U	\$410	842T24-U	\$310	A2EB333-SV	\$2375
A337272SWW	\$3095	White Top/Silver Base	842T26-W	\$410	842T24-W	\$310	A2EB333-SV	\$2375
A337272WHC	\$3095	Cherry Top/White Base	842T26-C	\$410	842T24-C	\$310	A2EB333-WH	\$2375
A337272WHE	\$3095	Espresso Top/White Base	842T26-E	\$410	842T24-E	\$310	A2EB333-WH	\$2375
A337272WHG	\$3095	Grey Top/White Base	842T26-G	\$410	842T24-G	\$310	A2EB333-WH	\$2375
A337272WHM	\$3095	Mahogany Top/White Base	842T26-M	\$410	842T24-M	\$310	A2EB333-WH	\$2375
A337272WHP	\$3095	Maple Top/White Base	842T26-P	\$410	842T24-P	\$310	A2EB333-WH	\$2375
A337272WHS	\$3095	Slate Grey Top/White Base	842T26-S	\$410	842T24-S	\$310	A2EB333-WH	\$2375
A337272WHU	\$3095	Urban Walnut Top/White Base	842T26-U	\$410	842T24-U	\$310	A2EB333-WH	\$2375
A337272WHW	\$3095	White Top/White Base	842T26-W	\$410	842T24-W	\$310	A2EB333-WH	\$2375

Bases are TAA Compliant



3-Stage 60" x 78"
Electric Height Adjustable L-Shape
CU: 6.97 (4 cartons) WT.:184.7
List: \$3,275

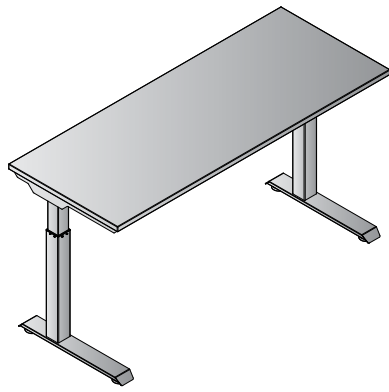
Typical#	List	Description	TOP	List	TOP	List	BASE	List	BASE	List
A336078SVC	\$3275	Cherry Top/Silver Base	842T3060-C	\$425	842T24-C	\$310	A2EB333-SV	\$2375	A2FEET30-SV	\$165
A336078SVE	\$3275	Espresso Top/Silver Base	842T3060-E	\$425	842T24-E	\$310	A2EB333-SV	\$2375	A2FEET30-SV	\$165
A336078SVG	\$3275	Grey Top/Silver Base	842T3060-G	\$425	842T24-G	\$310	A2EB333-SV	\$2375	A2FEET30-SV	\$165
A336078SVM	\$3275	Mahogany Top/Silver Base	842T3060-M	\$425	842T24-M	\$310	A2EB333-SV	\$2375	A2FEET30-SV	\$165
A336078SVP	\$3275	Maple Top/Silver Base	842T3060-P	\$425	842T24-P	\$310	A2EB333-SV	\$2375	A2FEET30-SV	\$165
A336078SVS	\$3275	Slate Grey Top/Silver Base	842T3060-S	\$425	842T24-S	\$310	A2EB333-SV	\$2375	A2FEET30-SV	\$165
A336078SVU	\$3275	Urban Walnut Top/Silver Base	842T3060-U	\$425	842T24-U	\$310	A2EB333-SV	\$2375	A2FEET30-SV	\$165
A336078SWW	\$3275	White Top/Silver Base	842T3060-W	\$425	842T24-W	\$310	A2EB333-SV	\$2375	A2FEET30-SV	\$165
A336078WHC	\$3275	Cherry Top/White Base	842T3060-C	\$425	842T24-C	\$310	A2EB333-WH	\$2375	A2FEET30-WH	\$165
A336078WHE	\$3275	Espresso Top/White Base	842T3060-E	\$425	842T24-E	\$310	A2EB333-WH	\$2375	A2FEET30-WH	\$165
A336078WHG	\$3275	Grey Top/White Base	842T3060-G	\$425	842T24-G	\$310	A2EB333-WH	\$2375	A2FEET30-WH	\$165
A336078WHM	\$3275	Mahogany Top/White Base	842T3060-M	\$425	842T24-M	\$310	A2EB333-WH	\$2375	A2FEET30-WH	\$165
A336078WHP	\$3275	Maple Top/White Base	842T3060-P	\$425	842T24-P	\$310	A2EB333-WH	\$2375	A2FEET30-WH	\$165
A336078WHS	\$3275	Slate Grey Top/White Base	842T3060-S	\$425	842T24-S	\$310	A2EB333-WH	\$2375	A2FEET30-WH	\$165
A336078WHU	\$3275	Urban Walnut Top/White Base	842T3060-U	\$425	842T24-U	\$310	A2EB333-WH	\$2375	A2FEET30-WH	\$165
A336078WHW	\$3275	White Top/White Base	842T3060-W	\$425	842T24-W	\$310	A2EB333-WH	\$2375	A2FEET30-WH	\$165



2-Stage 48" x 24"
Electric Height Adjustable Table
CU: 4.1 (2 cartons) WT.:87
List: \$1,685

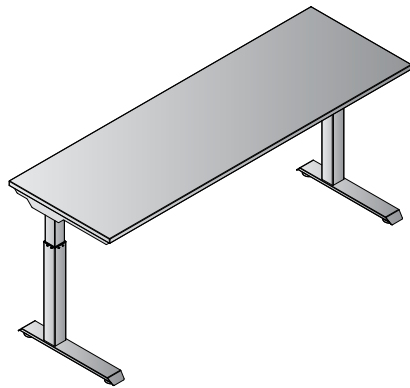
Typical#	List	Description	TOP	List	BASE	List
A222448SVC	\$1685	Cherry Top/Silver Base	842T24-C	\$310	A2EB222-SV	\$1375
A222448SVE	\$1685	Espresso Top/Silver Base	842T24-E	\$310	A2EB222-SV	\$1375
A222448SVG	\$1685	Grey Top/Silver Base	842T24-G	\$310	A2EB222-SV	\$1375
A222448SVM	\$1685	Mahogany Top/Silver Base	842T24-M	\$310	A2EB222-SV	\$1375
A222448SVP	\$1685	Maple Top/Silver Base	842T24-P	\$310	A2EB222-SV	\$1375
A222448SVS	\$1685	Slate Grey Top/Silver Base	842T24-S	\$310	A2EB222-SV	\$1375
A222448SVU	\$1685	Urban Walnut Top/Silver Base	842T24-U	\$310	A2EB222-SV	\$1375
A222448SWW	\$1685	White Top/Silver Base	842T24-W	\$310	A2EB222-SV	\$1375
A222448WHC	\$1685	Cherry Top/White Base	842T24-C	\$310	A2EB222-WH	\$1375
A222448WHE	\$1685	Espresso Top/White Base	842T24-E	\$310	A2EB222-WH	\$1375
A222448WHG	\$1685	Grey Top/White Base	842T24-G	\$310	A2EB222-WH	\$1375
A222448WHM	\$1685	Mahogany Top/White Base	842T24-M	\$310	A2EB222-WH	\$1375
A222448WHP	\$1685	Maple Top/White Base	842T24-P	\$310	A2EB222-WH	\$1375
A222448WHS	\$1685	Slate Grey Top/White Base	842T24-S	\$310	A2EB222-WH	\$1375
A222448WHU	\$1685	Urban Walnut Top/White Base	842T24-U	\$310	A2EB222-WH	\$1375
A222448WHW	\$1685	White Top/White Base	842T24-W	\$310	A2EB222-WH	\$1375

Bases are TAA Compliant



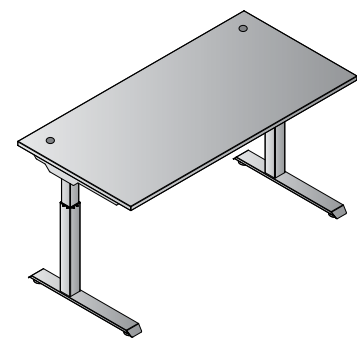
2-Stage 60'' x 24''
Electric Height Adjustable Table
CU: 4.4 (2 cartons) WT.:95
List: \$1,735

Typical#	List	Description	TOP	List	BASE	List
A222460SVC	\$1735	Cherry Top/Silver Base	842T25-C	\$360	A2EB222-SV	\$1375
A222460SVE	\$1735	Espresso Top/Silver Base	842T25-E	\$360	A2EB222-SV	\$1375
A222460SVG	\$1735	Grey Top/Silver Base	842T25-G	\$360	A2EB222-SV	\$1375
A222460SVM	\$1735	Mahogany Top/Silver Base	842T25-M	\$360	A2EB222-SV	\$1375
A222460SVP	\$1735	Maple Top/Silver Base	842T25-P	\$360	A2EB222-SV	\$1375
A222460SVS	\$1735	Slate Grey Top/Silver Base	842T25-S	\$360	A2EB222-SV	\$1375
A222460SVU	\$1735	Urban Walnut Top/Silver Base	842T25-U	\$360	A2EB222-SV	\$1375
A222460SWW	\$1735	White Top/Silver Base	842T25-W	\$360	A2EB222-SV	\$1375
A222460WHC	\$1735	Cherry Top/White Base	842T25-C	\$360	A2EB222-WH	\$1375
A222460WHE	\$1735	Espresso Top/White Base	842T25-E	\$360	A2EB222-WH	\$1375
A222460WHG	\$1735	Grey Top/White Base	842T25-G	\$360	A2EB222-WH	\$1375
A222460WHM	\$1735	Mahogany Top/White Base	842T25-M	\$360	A2EB222-WH	\$1375
A222460WHP	\$1735	Maple Top/White Base	842T25-P	\$360	A2EB222-WH	\$1375
A222460WHS	\$1735	Slate Grey Top/White Base	842T25-S	\$360	A2EB222-WH	\$1375
A222460WHU	\$1735	Urban Walnut Top/White Base	842T25-U	\$360	A2EB222-WH	\$1375
A222460WHW	\$1735	White Top/White Base	842T25-W	\$360	A2EB222-WH	\$1375



2-Stage 72'' x 24''
Electric Height Adjustable Table
CU: 4.7 (2 cartons) WT.:103
List: \$1,785

Typical#	List	Description	TOP	List	BASE	List
A222472SVC	\$1785	Cherry Top/Silver Base	842T26-C	\$410	A2EB222-SV	\$1375
A222472SVE	\$1785	Espresso Top/Silver Base	842T26-E	\$410	A2EB222-SV	\$1375
A222472SVG	\$1785	Grey Top/Silver Base	842T26-G	\$410	A2EB222-SV	\$1375
A222472SVM	\$1785	Mahogany Top/Silver Base	842T26-M	\$410	A2EB222-SV	\$1375
A222472SVP	\$1785	Maple Top/Silver Base	842T26-P	\$410	A2EB222-SV	\$1375
A222472SVS	\$1785	Slate Grey Top/Silver Base	842T26-S	\$410	A2EB222-SV	\$1375
A222472SVU	\$1785	Urban Walnut Top/Silver Base	842T26-U	\$410	A2EB222-SV	\$1375
A222472SWW	\$1785	White Top/Silver Base	842T26-W	\$410	A2EB222-SV	\$1375
A222472WHC	\$1785	Cherry Top/White Base	842T26-C	\$410	A2EB222-WH	\$1375
A222472WHE	\$1785	Espresso Top/White Base	842T26-E	\$410	A2EB222-WH	\$1375
A222472WHG	\$1785	Grey Top/White Base	842T26-G	\$410	A2EB222-WH	\$1375
A222472WHM	\$1785	Mahogany Top/White Base	842T26-M	\$410	A2EB222-WH	\$1375
A222472WHP	\$1785	Maple Top/White Base	842T26-P	\$410	A2EB222-WH	\$1375
A222472WHS	\$1785	Slate Grey Top/White Base	842T26-S	\$410	A2EB222-WH	\$1375
A222472WHU	\$1785	Urban Walnut Top/White Base	842T26-U	\$410	A2EB222-WH	\$1375
A222472WHW	\$1785	White Top/White Base	842T26-W	\$410	A2EB222-WH	\$1375



2-Stage 60'' x 30''
Electric Height Adjustable Table
CU: 5.57 (3 cartons) WT.:121.7
List: \$1,965

Typical#	List	Description	TOP	List	BASE	List	BASE	List
A223060SVC	\$1965	Cherry Top/Silver Base	842T3060-C	\$425	A2EB222-SV	\$1375	A2FEET30-SV	\$165
A223060SVE	\$1965	Espresso Top/Silver Base	842T3060-E	\$425	A2EB222-SV	\$1375	A2FEET30-SV	\$165
A223060SVG	\$1965	Grey Top/Silver Base	842T3060-G	\$425	A2EB222-SV	\$1375	A2FEET30-SV	\$165
A223060SVM	\$1965	Mahogany Top/Silver Base	842T3060-M	\$425	A2EB222-SV	\$1375	A2FEET30-SV	\$165
A223060SVP	\$1965	Maple Top/Silver Base	842T3060-P	\$425	A2EB222-SV	\$1375	A2FEET30-SV	\$165
A223060SVS	\$1965	Slate Grey Top/Silver Base	842T3060-S	\$425	A2EB222-SV	\$1375	A2FEET30-SV	\$165
A223060SVU	\$1965	Urban Walnut Top/Silver Base	842T3060-U	\$425	A2EB222-SV	\$1375	A2FEET30-SV	\$165
A223060SWW	\$1965	White Top/Silver Base	842T3060-W	\$425	A2EB222-SV	\$1375	A2FEET30-SV	\$165
A223060WHC	\$1965	Cherry Top/White Base	842T3060-C	\$425	A2EB222-WH	\$1375	A2FEET30-WH	\$165
A223060WHE	\$1965	Espresso Top/White Base	842T3060-E	\$425	A2EB222-WH	\$1375	A2FEET30-WH	\$165
A223060WHG	\$1965	Grey Top/White Base	842T3060-G	\$425	A2EB222-WH	\$1375	A2FEET30-WH	\$165
A223060WHM	\$1965	Mahogany Top/White Base	842T3060-M	\$425	A2EB222-WH	\$1375	A2FEET30-WH	\$165
A223060WHP	\$1965	Maple Top/White Base	842T3060-P	\$425	A2EB222-WH	\$1375	A2FEET30-WH	\$165
A223060WHS	\$1965	Slate Grey Top/White Base	842T3060-S	\$425	A2EB222-WH	\$1375	A2FEET30-WH	\$165
A223060WHU	\$1965	Urban Walnut Top/White Base	842T3060-U	\$425	A2EB222-WH	\$1375	A2FEET30-WH	\$165
A223060WHW	\$1965	White Top/White Base	842T3060-W	\$425	A2EB222-WH	\$1375	A2FEET30-WH	\$165

⚙ Bases are TAA Compliant



Color selection options:

- Urban Walnut (U)
- new Slate Grey (S)
- Cherry (C)
- Espresso (E)
- Black (3)
- Grey (G)
- Mahogany (M)
- Titanium (7)
- Maple (P)
- White (W)
- White (1)

shown: HB6025-3 Base with 842T25-C

TOP COLORS

BASE COLORS

⚙ Bases are TAA Compliant



13'' Height Adjustment

PHAT
Pneumatic Height Adjustable Tables

Sit & stand throughout your workday to keep your body and mind in motion. New PHAT Table (Pneumatic Height Adjustable Tables) worksurfaces adjust from 30.25" to 43.25", a 13" range, with a single lever. Included black locking casters provide more on-the-go capability. Heavyweight bases include dual-pneumatic power and driveshaft-synchronized operation. Fully enclosed center channel conceals components. Tops and Bases sold, packed and shipped individually.



White Top/White Base

48'' x 24'' Pneumatic Height Adjustable
Table with Black Locking Casters
CU: 3.1 (2 cartons) WT.: 95
List: \$1,210
* Bases are TAA Compliant

Typical#	Description	TOP	List	BASE	List
PHAT2448C1	Cherry Top/White Base	842T24-C	\$310	HB6024-1	\$900
PHAT2448E1	Espresso Top/White Base	842T24-E	\$310	HB6024-1	\$900
PHAT2448G1	Grey Top/White Base	842T24-G	\$310	HB6024-1	\$900
PHAT2448M1	Mahogany Top/White Base	842T24-M	\$310	HB6024-1	\$900
PHAT2448P1	Maple Top/White Base	842T24-P	\$310	HB6024-1	\$900
PHAT2448S1	Slate Grey Top/White Base	842T24-S	\$310	HB6024-1	\$900
PHAT2448U1	Urban Walnut Top/White Base	842T24-U	\$310	HB6024-1	\$900
PHAT2448W1	White Top/White Base	842T24-W	\$310	HB6024-1	\$900
PHAT2448C3	Cherry Top/Black Base	842T24-C	\$310	HB6024-3	\$900
PHAT2448E3	Espresso Top/Black Base	842T24-E	\$310	HB6024-3	\$900
PHAT2448G3	Grey Top/Black Base	842T24-G	\$310	HB6024-3	\$900
PHAT2448M3	Mahogany Top/Black Base	842T24-M	\$310	HB6024-3	\$900
PHAT2448P3	Maple Top/Black Base	842T24-P	\$310	HB6024-3	\$900
PHAT2448S3	Slate Grey Top/Black Base	842T24-S	\$310	HB6024-3	\$900
PHAT2448U3	Urban Walnut Top/Black Base	842T24-U	\$310	HB6024-3	\$900
PHAT2448W3	White Top/Black Base	842T24-W	\$310	HB6024-3	\$900
PHAT2448C7	Cherry Top/Titanium Base	842T24-C	\$310	HB6024-7	\$900
PHAT2448E7	Espresso Top/Titanium Base	842T24-E	\$310	HB6024-7	\$900
PHAT2448G7	Grey Top/Titanium Base	842T24-G	\$310	HB6024-7	\$900
PHAT2448M7	Mahogany Top/Titanium Base	842T24-M	\$310	HB6024-7	\$900
PHAT2448P7	Maple Top/Titanium Base	842T24-P	\$310	HB6024-7	\$900
PHAT2448S7	Slate Grey Top/Titanium Base	842T24-S	\$310	HB6024-7	\$900
PHAT2448U7	Urban Walnut Top/Titanium Base	842T24-U	\$310	HB6024-7	\$900
PHAT2448W7	White Top/Titanium Base	842T24-W	\$310	HB6024-7	\$900

CU: 1.3 WT: 30 CU: 1.8 WT: 65



Cherry Top/Titanium Base

60'' x 24'' Pneumatic Height Adjustable
Table with Black Locking Casters
CU: 3.8 (2 cartons) WT.: 107
List: \$1,310
* Bases are TAA Compliant

PHAT2460C1	Cherry Top/White Base	842T25-C	\$360	HB6025-1	\$950
PHAT2460E1	Espresso Top/White Base	842T25-E	\$360	HB6025-1	\$950
PHAT2460G1	Grey Top/White Base	842T25-G	\$360	HB6025-1	\$950
PHAT2460M1	Mahogany Top/White Base	842T25-M	\$360	HB6025-1	\$950
PHAT2460P1	Maple Top/White Base	842T25-P	\$360	HB6025-1	\$950
PHAT2460S1	Slate Grey Top/White Base	842T25-S	\$360	HB6025-1	\$950
PHAT2460U1	Urban Walnut Top/White Base	842T25-U	\$360	HB6025-1	\$950
PHAT2460W1	White Top/White Base	842T25-W	\$360	HB6025-1	\$950
PHAT2460C3	Cherry Top/Black Base	842T25-C	\$360	HB6025-3	\$950
PHAT2460E3	Espresso Top/Black Base	842T25-E	\$360	HB6025-3	\$950
PHAT2460G3	Grey Top/Black Base	842T25-G	\$360	HB6025-3	\$950
PHAT2460M3	Mahogany Top/Black Base	842T25-M	\$360	HB6025-3	\$950
PHAT2460P3	Maple Top/Black Base	842T25-P	\$360	HB6025-3	\$950
PHAT2460S3	Slate Grey Top/Black Base	842T25-S	\$360	HB6025-3	\$950
PHAT2460U3	Urban Walnut Top/Black Base	842T25-U	\$360	HB6025-3	\$950
PHAT2460W3	White Top/Black Base	842T25-W	\$360	HB6025-3	\$950
PHAT2460C7	Cherry Top/Titanium Base	842T25-C	\$360	HB6025-7	\$950
PHAT2460E7	Espresso Top/Titanium Base	842T25-E	\$360	HB6025-7	\$950
PHAT2460G7	Grey Top/Titanium Base	842T25-G	\$360	HB6025-7	\$950
PHAT2460M7	Mahogany Top/Titanium Base	842T25-M	\$360	HB6025-7	\$950
PHAT2460P7	Maple Top/Titanium Base	842T25-P	\$360	HB6025-7	\$950
PHAT2460S7	Slate Grey Top/Titanium Base	842T25-S	\$360	HB6025-7	\$950
PHAT2460U7	Urban Walnut Top/Titanium Base	842T25-U	\$360	HB6025-7	\$950
PHAT2460W7	White Top/Titanium Base	842T25-W	\$360	HB6025-7	\$950

CU: 1.6 WT: 37 CU: 2.2 WT: 70



Maple Top/Black Base

72'' x 24'' Pneumatic Height Adjustable
Table with Black Locking Casters
CU: 4.6 (2 cartons) WT.: 118
List: \$1,410
* Bases are TAA Compliant

Typical#	Description	TOP	List	BASE	List
PHAT2472C1	Cherry Top/White Base	842T26-C	\$410	HB6026-1	\$1000
PHAT2472E1	Espresso Top/White Base	842T26-E	\$410	HB6026-1	\$1000
PHAT2472G1	Grey Top/White Base	842T26-G	\$410	HB6026-1	\$1000
PHAT2472M1	Mahogany Top/White Base	842T26-M	\$410	HB6026-1	\$1000
PHAT2472P1	Maple Top/White Base	842T26-P	\$410	HB6026-1	\$1000
PHAT2472S1	Slate Grey Top/White Base	842T26-S	\$410	HB6026-1	\$1000
PHAT2472U1	Urban Walnut Top/White Base	842T26-U	\$410	HB6026-1	\$1000
PHAT2472W1	White Top/White Base	842T26-W	\$410	HB6026-1	\$1000
PHAT2472C3	Cherry Top/Black Base	842T26-C	\$410	HB6026-3	\$1000
PHAT2472E3	Espresso Top/Black Base	842T26-E	\$410	HB6026-3	\$1000
PHAT2472G3	Grey Top/Black Base	842T26-G	\$410	HB6026-3	\$1000
PHAT2472M3	Mahogany Top/Black Base	842T26-M	\$410	HB6026-3	\$1000
PHAT2472P3	Maple Top/Black Base	842T26-P	\$410	HB6026-3	\$1000
PHAT2472S3	Slate Grey Top/Black Base	842T26-S	\$410	HB6026-3	\$1000
PHAT2472U3	Urban Walnut Top/Black Base	842T26-U	\$410	HB6026-3	\$1000
PHAT2472W3	White Top/Black Base	842T26-W	\$410	HB6026-3	\$1000
PHAT2472C7	Cherry Top/Titanium Base	842T26-C	\$410	HB6026-7	\$1000
PHAT2472E7	Espresso Top/Titanium Base	842T26-E	\$410	HB6026-7	\$1000
PHAT2472G7	Grey Top/Titanium Base	842T26-G	\$410	HB6026-7	\$1000
PHAT2472M7	Mahogany Top/Titanium Base	842T26-M	\$410	HB6026-7	\$1000
PHAT2472P7	Maple Top/Titanium Base	842T26-P	\$410	HB6026-7	\$1000
PHAT2472S7	Slate Grey Top/Titanium Base	842T26-S	\$410	HB6026-7	\$1000
PHAT2472U7	Urban Walnut Top/Titanium Base	842T26-U	\$410	HB6026-7	\$1000
PHAT2472W7	White Top/Titanium Base	842T26-W	\$410	HB6026-7	\$1000

CU: 1.9 WT: 44 CU: 2.7 WT: 74



HB4GLIDE
Floor Glides (set of 4)
Carton Wt: 1 Cube: 0.195
Designed For: PHAT & HAT Tables
List Price: \$25 (set of 4)




Folding/Nesting Training Tables

24 Color Combinations



TOP COLORS



BASE COLORS



Folding. Nesting. Mobile.

Flip-Top Training Tables allow quick setup and change of table configurations to address any event. Easily convert from training to classroom to conference room configuration. Tables also fold/nest for space savings when not in use.



One-touch flip mechanism can be activated from either end of the table. Top locks into position when upright or horizontal.

All-steel frames feature modesty panel and full-length top support. Each includes (4) oversize locking casters designed for use on all floors.

Tops are 1" thick laminate with smooth, impact-resistant PVC edges. Underside includes metal inserts for included ganging clips.

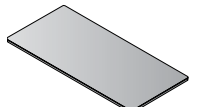
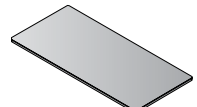
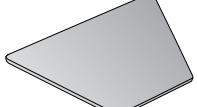
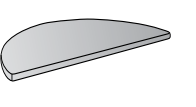
Comprehensive selection of folding/nesting chairs available.

Ganging Feature

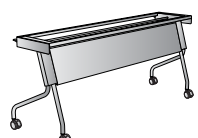

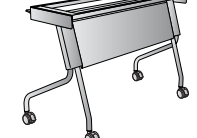




Easy-to-reach, easy-to-secure Ganging Clips are included with each base. Thin-profile design is barely visible when installed. Located near table edges/corners for ease of use.

Tops

- 
842T26-x
 Table Top
 72"x24"
 CU:1.9 WT:44
List Price: \$410
- 
842T25-x
 Table Top
 60"x24"
 CU:1.6 WT:36
List Price: \$360
- 
842T24-x
 Table Top
 48"x24"
 CU:1.3 WT:28
List Price: \$310
- 
842TPZ24-x
 Trapezoid Table Top
 46.5"x20.5" w/24" Connecting Sides
 CU:1.2 WT:22.0
List Price: \$295
*Not available in W, E, S or U
- 
842THR24-x
 Half-Round Table Top
 48"x24"
 CU:1.2 WT:26.2
List Price: \$295
*Available in Cherry (C) or Mahogany (M) only

Bases

- 
842FM6-x
 6' Frame
 CU:4.5 WT:51
List Price: \$500
 - 
842FM5-x
 5' Frame
 CU:3.7 WT:46
List Price: \$460
 - 
842FM4-x
 4' Frame
 CU:2.9 WT:41
List Price: \$420
 - 
842FMPZHR4-x
 Frame for Trapezoid and Half-Round Tops
 CU:2.4 WT:35.3
List Price: \$375
*Not available in White
- 


842GK1
 Extra Ganging Kit
 Brackets (2)
 Thumbscrews (4)
List Price: \$10



Multipurpose PACE modular components create training, class and computer room tables. Unique U-shaped conference tables also available. Tops are 1-1/8" thick laminate with 3mm PVC edges and available support bars. Choose T-arc or Post legs with levelers in Black or Metallic finish. Add-on casters available. Metal-to-metal fastening allows quick, easy assembly and reconfiguration. Laminate colors match Napa series casegoods.

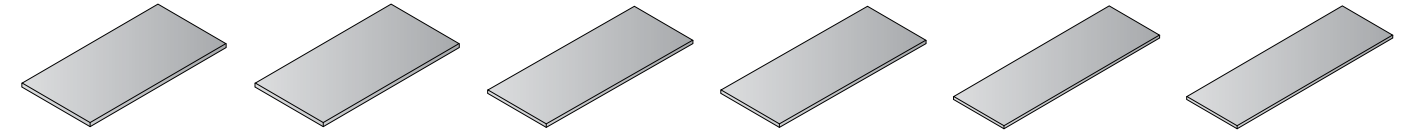


Finish Key

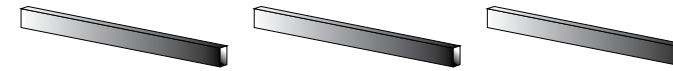


MAH Mahogany Modesty Panel
CHA Charcoal Grey Modesty Panel

BLK Black Legs
MET Metallic Legs

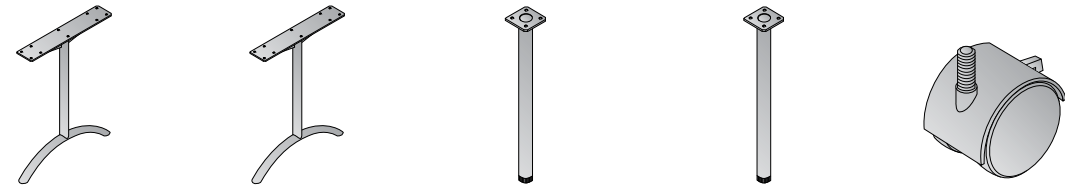


- PAC-RCT4824-GRY**
Rectangular Top
48" x 24"
CU: 1.5 WT: 35.3
List Price: **\$230**
- PAC-RCT4824-MAH**
Rectangular Top
48" x 24"
CU: 1.5 WT: 35.3
List Price: **\$230**
- PAC-RCT6024-GRY**
Rectangular Top
60" x 24"
CU: 1.8 WT: 41.9
List Price: **\$300**
- PAC-RCT6024-MAH**
Rectangular Top
60" x 24"
CU: 1.8 WT: 41.9
List Price: **\$300**
- PAC-RCT7224-GRY**
Rectangular Top
72" x 24"
CU: 2.2 WT: 50.7
List Price: **\$375**
- PAC-RCT7224-MAH**
Rectangular Top
72" x 24"
CU: 2.2 WT: 50.7
List Price: **\$375**

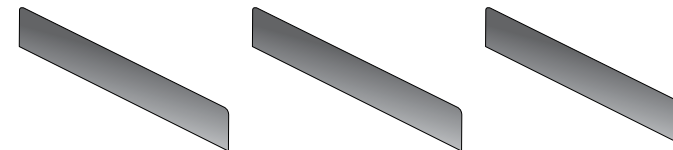


- PAC-SB4**
Support Bar
For 48" Top
CU: 0.05 WT: 0.75
List Price: **\$49**
- PAC-SB5**
Support Bar
For 60" Top
CU: 0.06 WT: 1.25
List Price: **\$60**
- PAC-SB6**
Support Bar
For 72" Top
CU: 0.07 WT: 1.50
List Price: **\$70**

Support Bars
* Order with all PACE Rectangular Tops
* Provides increased weight support and stability
* Center on underside of Top; mount with supplied wood screws
* Powder-coated steel construction
* Black only

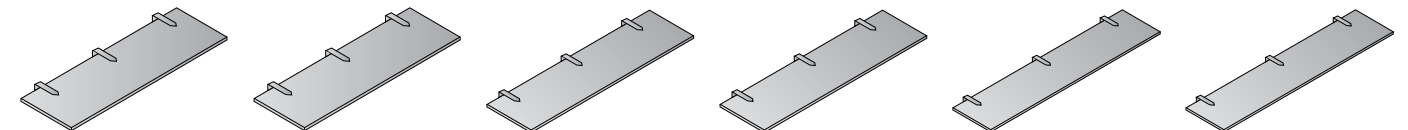


- PAC-LEGTARC-MET**
T-Arc Leg
CU: 1.9 WT: 13.2
List Price: **\$235**
- PAC-LEGTARC-BLK**
T-Arc Leg
CU: 1.9 WT: 13.2
List Price: **\$235**
- PAC-LEGPOST-MET**
Post Leg
CU: 0.4 WT: 8.8
List Price: **\$90**
Includes adjustable leg leveler
Leg adjusts 28.5"H - 30"H
- PAC-LEGPOST-BLK**
Post Leg
CU: 0.4 WT: 8.8
List Price: **\$90**
Includes adjustable leg leveler
Leg adjusts 28.5"H - 30"H
- PAC-4CASTER**
Set of 4 Casters
for Post Legs
CU: 0.01 WT: 2.2
List Price: **\$22**
Post Legs with Casters are 29.5"H
T-Arc Legs with Casters are 30"H



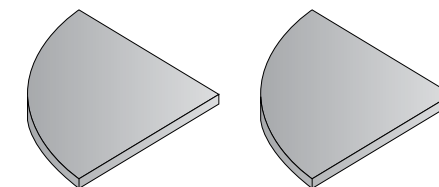
- PAC-PS4**
Privacy Screen
For 48" Top
CU: 0.2 WT: 10.0
List Price: **\$295**
- PAC-PS5**
Privacy Screen
For 60" Top
CU: 0.3 WT: 12.5
List Price: **\$335**
- PAC-PS6**
Privacy Screen
For 72" Top
CU: 0.4 WT: 15.0
List Price: **\$375**

Privacy Screens
* Use with PAC-RCT rectangular tops
* Adds visual privacy (14" H)
* Tackable surface
* Black fabric
* Includes metallic mounting hardware



- PAC-MOD48-CHA**
Modesty Panel
for 48" Top
CU: 0.8 WT: 13.2
List Price: **\$160**
- PAC-MOD48-MAH**
Modesty Panel
for 48" Top
CU: 0.8 WT: 13.2
List Price: **\$160**
- PAC-MOD60-CHA**
Modesty Panel
for 60" Top
CU: 1.1 WT: 15.4
List Price: **\$190**
- PAC-MOD60-MAH**
Modesty Panel
for 60" Top
CU: 1.1 WT: 15.4
List Price: **\$190**
- PAC-MOD72-CHA**
Modesty Panel
for 72" Top
CU: 1.3 WT: 17.6
List Price: **\$215**
- PAC-MOD72-MAH**
Modesty Panel
for 72" Top
CU: 1.3 WT: 17.6
List Price: **\$215**

Note: Modesty Panels are optional.



- PAC-QRT2424-GRY**
Quarter Round Top
24" x 24"
CU: 0.8 WT: 17.6
List Price: **\$160**
- PAC-QRT2424-MAH**
Quarter Round Top
24" x 24"
CU: 0.8 WT: 17.6
List Price: **\$160**

All items priced individually.



Top & T-Arc Legs **Top, Modesty Panel & T-Arc Legs** **Top & Post Legs** **Top, Modesty Panel & Post Legs**

4' Table - 48" x 24"

PAC-TT48A _/_/_/_ List Price \$700 Cu. Ft: 5.3 Wt: 61.7 Consists of: PAC-RCT4824____ PAC-LEGTARC____(2 qty.)	PAC-TT48AM _/_/_/_ List Price \$860 Cu. Ft: 6.1 Wt: 74.9 Consists of: PAC-RCT4824____ PAC-MOD48____ PAC-LEGTARC____(2 qty.)	PAC-TT48P _/_/_/_ List Price \$590 Cu. Ft: 3.1 Wt: 70.5 Consists of: PAC-RCT4824____ PAC-LEGPOST____(4 qty.)	PAC-TT48PM _/_/_/_ List Price \$750 Cu. Ft: 3.9 Wt: 83.7 Consists of: PAC-RCT4824____ PAC-MOD48____ PAC-LEGPOST____(4 qty.)
---	---	---	---

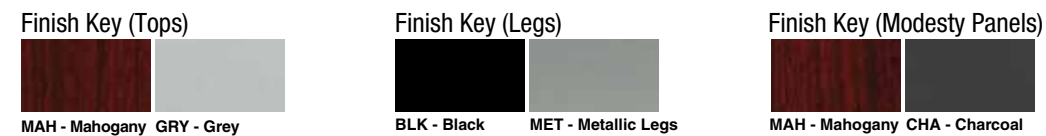
5' Table - 60" x 24"

PAC-TT60A _/_/_/_ List Price \$830 Cu. Ft: 5.6 Wt: 69.5 Consists of: PAC-RCT6024____ PAC-LEGTARC____(2 qty.) PAC-SB5	PAC-TT60AM _/_/_/_ List Price \$1,020 Cu. Ft: 6.8 Wt: 85.0 Consists of: PAC-RCT6024____ PAC-MOD60____ PAC-LEGTARC____(2 qty.) PAC-SB5	PAC-TT60P _/_/_/_ List Price \$720 Cu. Ft: 3.5 Wt: 78.4 Consists of: PAC-RCT6024____ PAC-LEGPOST____(4 qty.) PAC-SB5	PAC-TT60PM _/_/_/_ List Price \$910 Cu. Ft: 4.6 Wt: 93.8 Consists of: PAC-RCT6024____ PAC-MOD60____ PAC-LEGPOST____(4 qty.) PAC-SB5
--	--	--	--

6' Table - 72" x 24"


PAC-TT72A _/_/_/_ List Price \$915 Cu. Ft: 6.0 Wt: 79.6 Consists of: PAC-RCT7224____ PAC-LEGTARC____(2 qty.) PAC-SB6	PAC-TT72AM _/_/_/_ List Price \$1,130 Cu. Ft: 7.4 Wt: 97.2 Consists of: PAC-RCT7224____ PAC-MOD72____ PAC-LEGTARC____(2 qty.) PAC-SB6	PAC-TT72P _/_/_/_ List Price \$805 Cu. Ft: 3.9 Wt: 87.4 Consists of: PAC-RCT7224____ PAC-LEGPOST____(4 qty.) PAC-SB6	PAC-TT72PM _/_/_/_ List Price \$1,020 Cu. Ft: 5.2 Wt: 105 Consists of: PAC-RCT7224____ PAC-MOD72____ PAC-LEGPOST____(4 qty.) PAC-SB6
--	--	--	---


Order Example
PAC-TT48AMAH/BLK
Top: MAH Mahogany
Legs: BLK Black





Gaming Desks


	AVA25 Avatar Battlestation Gaming Desk with Bluetooth RGB LED lights, 3-Port Magnetic Smart Power USB Hub and Monitor Shelf. Overall Size: 54W x 54D x 35H Monitor Shelf: 54W x 10D x 6H Storage Shelf: 18W x 10D x 3H Carton Wt: 83 UPS Wt: 89 Carton: 58L x 26W x 12H Cube: 10.47 Options: N/A Notes: Power Strip Bracket & Cable Management NEW	Finish Black (-BLK) Red (-RD)	List Price 895.00
	ARE25 Area 51 Battlestation Gaming Desk with Bluetooth RGB LED lights, 3-Port Magnetic Smart Power USB Hub and Monitor Shelf. Overall Size: 54W x 23.75D x 34.75H Monitor Shelf: 54W x 10D x 6H Carton Wt: 71 UPS Wt: 76 Carton: 59L x 33W x 8H Cube: 8.09 Options: N/A Notes: Power Strip Bracket & Cable Management NEW	Finish Black (-BLK) Red (-RD)	List Price 750.00


	BET25 Beta Battlestation Gaming Desk with Bluetooth RGB LED lights, and 3-Port Magnetic Smart Power USB Hub. Overall Size: 54W x 23.5D x 28.5H Carton Wt: 71 UPS Wt: 76 Carton: 59L x 33W x 8H Cube: 9.01 Options: N/A Notes: Power Strip Bracket & Cable Management NEW	Finish Black (-BLK) Blue (-BLU) Red (-RD)	List Price 725.00
---	---	---	-----------------------------

	LUB25 Level Up Battlestation Gaming Desk with Bluetooth RGB LED lights, and 3-Port Magnetic Smart Power USB Hub. Overall Size: 47.75W x 20D x 36H Monitor Shelf: 47.75W x 8D Mid-Shelf: 47.75W x 10D Bottom Shelf: 47.75W x 10.5D Carton Wt: 54 UPS Wt: 78 Carton: 51L x 24W x 13H Cube: 9.2 Options: N/A Notes: Power Strip Bracket & Cable Management NEW	Finish Black (-BLK) Blue (-BL) Red (-RD)	List Price 595.00
---	--	--	-----------------------------

	GIG25 Gigabyte High Back Gaming Chair with Controllable RGB LED Light Piping, Battery and Height Adjustable Arms Overall Size: 28.5W x 26.5D x 45.25-49H Seat: 20.75W x 20D x 4.25T Back: 20.5W x 28.5H Seat Range: 18.25-22 Arms to Floor: 25 Carton Wt: 46 UPS Wt: 58 COM: N/A Carton: 35L x 26W x 13H Cube: 6.84 Options: CG50, SW70 Features: 1, 4, 8, 9 Control: Locking Tilt Notes: Nylon Base with Colored End Caps and Matching Colored Dual Wheel Carpet Casters NEW	Fabric Grey (-GRY) Blue (-BLU) Red (-RD)	List Price 825.00
---	---	--	-----------------------------

	ROG25 Rogue High Back Gaming Chair with Controllable RGB LED Light Piping, Battery and Height Adjustable Arms Overall Size: 28.5W x 27.25D x 46-49.75H Seat: 20.75W x 20D x 4.25T Back: 20.5W x 29H x 3T Seat Range: 18.5-22.25 Arms to Floor: 24.75 Carton Wt: 46 UPS Wt: 58 COM: N/A Carton: 35L x 26W x 13H Cube: 6.84 Options: CG50, SW70 Features: 1, 4, 8, 9 Control: Locking Tilt Notes: Nylon Base with Colored End Caps and Matching Colored Dual Wheel Carpet Casters NEW	Fabric Grey (-GRY) Blue (-BLU) Red (-RD)	List Price 825.00
---	---	--	-----------------------------

	OUT25 Output Mid-Back Gaming Chair with Controllable RGB LED Light Piping, Battery and Flip Arms Overall Size: 28.5W x 26.25D x 40.5-44.25H Seat: 20.25W x 19.25D x 4.5T Back: 19.25W x 22.75H x 3T Seat Range: 19-22.75 Arms to Floor: 25 Carton Wt: 40 UPS Wt: 45 COM: N/A Carton: 28L x 25W x 13H Cube: 5.26 Options: CG50, SW70 Features: 1, 4, 8, 9 Control: Locking Tilt Notes: Nylon Base with Colored End Caps and Matching Colored Dual Wheel Carpet Casters NEW	Fabric Grey (-GRY) Blue (-BLU) Red (-RD)	List Price 525.00
---	---	--	-----------------------------

	INP25 Input Mid-Back Gaming Chair with Controllable RGB LED Light Piping, Battery and Flip Arms Overall Size: 28.5W x 24.75D x 43-46.75H Seat: 20.25W x 19.25D x 4.5T Back: 19.25W x 22.75H x 3T Seat Range: 19-22.75 Arms to Floor: 25 Carton Wt: 40 UPS Wt: 45 COM: N/A Carton: 28L x 25W x 13H Cube: 5.26 Options: CG50, SW70 Features: 1, 4, 8, 9 Control: Locking Tilt Notes: Nylon Base with Colored End Caps and Matching Colored Dual Wheel Carpet Casters NEW	Fabric Grey (-GRY) Blue (-BLU) Red (-RD)	List Price 525.00
---	--	--	-----------------------------



White & Silver 36"W Lateral Files



All OSP METAL units are built with heavy-gauge steel, MIG & TIG welding and powdercoat finishes for long-lasting quality and durability. Lateral files and pedestals are factory-assembled with premium features and limited lifetime warranty. Choose from multiple colors.



P Putty G Light Grey C Charcoal B Black

Lateral Files 36" & 42" Wide

- 2, 3, 4 & 5-drawer all-metal files
- 6 color options
- Side-to-side Letter, Legal & A4 filing
- Full-extension, steel ball-bearing drawer slides
- Safety interlock allows only one drawer to open at a time
- Integrated full-width pull design for easy opening of drawers
- Random-keyed, core-removable locks with replacement cores in multiple numbers available for customized security
- Adjustable leg levelers
- Complies with ANSI/BIFMA standards covering 21 different testing sections
- Optional front-to-back filing rails (LF100)



WH White

SV Silver

Pedestals 22" D

- Closed Top pedestals (PTC) include counterweight and casters, two are locking
- Open Top pedestals include 1"-adjustable glides
- Front-to-back Letter & side-to-side Legal filing with full extension drawers
- Black metal drawers with high sides and ball-bearing suspensions
- Optional casters (PCASTER) and adjustable glides (PGLIDE)
- Complies with ANSI/BIFMA standards



All Metal Files, Pedestals and Storage Cabinets have achieved GREENGUARD Certification

LF236-x 36" Wide 2-Drawer Lateral File with Core-Removeable Lock & Adjustable Glides



	Finish	List
Overall Max: 36W x 20D x 28H	B Black	\$775
Drawer: 32.25W x 15.75D x 9.5H	C Charcoal	
Carton Wt: 133 lbs.	G Light Grey	
Cube: 14.66	P Putty	
Options: Front to Back Rails (LF 100)	SV Silver <small>new</small>	
Note: Drawer Weight Capacity: 64 lbs.	WH White <small>new</small>	
UPS: No Ships Fully Assembled		

LF336-x 36" Wide 3-Drawer Lateral File with Core-Removeable Lock & Adjustable Glides



	Finish	List
Overall Max: 36W x 20D x 40H	B Black	\$1125
Drawer: 32.25W x 15.75D x 9.5H	C Charcoal	
Carton Wt: 168 lbs.	G Light Grey	
Cube: 19.83	P Putty	
Options: Front to Back Rails (LF 100)	SV Silver <small>new</small>	
Note: Drawer Weight Capacity: 64 lbs.	WH White <small>new</small>	
UPS: No Ships Fully Assembled		

LF436-x 36" Wide 4-Drawer Lateral File with Core-Removeable Lock & Adjustable Glides



	Finish	List
Overall Max: 36W x 20D x 52H	B Black	\$1360
Drawer: 32.25W x 15.75D x 9.5H	C Charcoal	
Carton Wt: 191 lbs.	G Light Grey	
Cube: 25.64	P Putty	
Options: Front to Back Rails (LF 100)	SV Silver <small>new</small>	
Note: Drawer Weight Capacity: 64 lbs.	WH White <small>new</small>	
UPS: No Ships Fully Assembled		

LF536-x 36" Wide 5-Drawer Lateral File with Core-Removeable Lock, Adjustable Glides & Top Drawer with Open Sides



	Finish	List
Overall Max: 36W x 20D x 64H	B Black	\$1865
Drawer: 32.25W x 15.75D x 9.5H	C Charcoal	
Carton Wt: 246 lbs.	G Light Grey	
Cube: 31.93	P Putty	
Options: Front to Back Rails (LF 100)	SV Silver <small>new</small>	
Note: Drawer Weight Capacity: 64 lbs.	WH White <small>new</small>	
UPS: No Ships Fully Assembled		

LF242-x 42" Wide 2-Drawer Lateral File with Core-Removeable Lock & Adjustable Glides



	Finish	List
Overall Max: 42W x 20D x 28H	B Black	\$850
Drawer: 40.25W x 15.75D x 9.5H	C Charcoal	
Carton Wt: 152 lbs.	G Light Grey	
Cube: 16.24	P Putty	
Options: Front to Back Rails (LF 100)		
Note: Drawer Weight Capacity: 76 lbs.		
UPS: No Ships Fully Assembled		

LF342-x 42" Wide 3-Drawer Lateral File with Core-Removeable Lock & Adjustable Glides



	Finish	List
Overall Max: 42W x 20D x 40H	B Black	\$1250
Drawer: 40.25W x 15.75D x 9.5H	C Charcoal	
Carton Wt: 180 lbs.	G Light Grey	
Cube: 22.96	P Putty	
Options: Front to Back Rails (LF 100)		
Note: Drawer Weight Capacity: 76 lbs.		
UPS: No Ships Fully Assembled		

All items are TAA Compliant

Metal IN STOCK

All Metal Files, Pedestals and Storage Cabinets have achieved GREENGUARD Certification



LF442-x 42" Wide 4-Drawer Lateral File with Core-Removeable Lock & Adjustable Glides



	Finish	List
Overall Max: 42W x 20D x 52H	B Black	\$1515
Drawer: 40.25W x 15.75D x 9.5H	C Charcoal	
Carton Wt: 220 lbs.	G Light Grey	
Cube: 29.68	P Putty	
Options: Front to Back Rails (LF 100)		
Note: Drawer Weight Capacity: 76 lbs.		
UPS: No Ships Fully Assembled		

LF542-x 42" Wide 5-Drawer Lateral File with Core-Removeable Lock, Adjustable Glides & Top Drawer with Open Sides



	Finish	List
Overall Max: 42W x 20D x 64H	B Black	\$2065
Drawer: 40.25W x 15.75D x 9.5H	C Charcoal	
Carton Wt: 261 lbs.	G Light Grey	
Cube: 36.97	P Putty	
Options: Front to Back Rails (LF 100)		
Note: Drawer Weight Capacity: 76 lbs.		
UPS: No Ships Fully Assembled		

PTC22FF-x 22" Closed Top Pedestal with Casters - File/File, Counter Weight Included



	Finish	List
Overall Max: 14.75W x 21.75D x 27.75H	B Black	\$430
Drawer: 18D	M Med Tone	
	G Light Grey	
Carton Wt: 57 lbs.	P Putty	
Cube: 6.33	SV Silver <small>new</small>	
Options: N/A	WH White <small>new</small>	
UPS: No Requires Caster Attachment		

PTO22FF-x 22" Open Top Pedestal with Adjustable Glides - File/File



	Finish	List
Overall Max: 14.75W x 21.75D x 27.75H	B Black	\$415
Drawer: 18D	M Med Tone	
	G Light Grey	
Carton Wt: 57 lbs.	P Putty	
Cube: 6.33	SV Silver <small>new</small>	
Options: Casters for Open Top Pedestal (PCASTER)	WH White <small>new</small>	
UPS: No Requires Leveler Attachment		

PTC22BBF-x 22" Closed Top Pedestal with Casters - Box/Box/File, Counter Weight Included



	Finish	List
Overall Max: 14.75W x 21.75D x 27.75H	B Black	\$430
Drawer: 18D	M Med Tone	
	G Light Grey	
Carton Wt: 64 lbs.	P Putty	
Cube: 6.33	SV Silver <small>new</small>	
Options: N/A	WH White <small>new</small>	
UPS: No Requires Caster Attachment		

PTO22BBF-x 22" Open Top Pedestal with Adjustable Glides - Box/Box/File



	Finish	List
Overall Max: 14.75W x 21.75D x 27.75H	B Black	\$415
Drawer: 18D	M Med Tone	
	G Light Grey	
Carton Wt: 64 lbs.	P Putty	
Cube: 6.33	SV Silver <small>new</small>	
Options: Casters for Open Top Pedestal (PCASTER)	WH White <small>new</small>	
UPS: No Requires Leveler Attachment		

All items are TAA Compliant



All Metal Files, Pedestals and Storage Cabinets have achieved GREENGUARD Certification

Metal IN STOCK

BXPMC22BF Mobile File with Cushion new



	Finish	Fabric	List
Overall Max: 15.75W x 23D x 22.25H	GY Grey	Icon Black	\$450
Carton: 24W x 23D x 18H	SV Silver <small>new</small>	Grade A	\$485
Carton Wt: 45 lbs. UPS Wt: 46 lbs	WH White <small>new</small>	Grade B	\$500
Cube: 5.75		Grade C	\$535
COM: 1 yard		Grade R	\$560
UPS: Yes			

ST423618-x 42" High Storage Cabinet with 1 Adjustable Shelf



	Finish	List
Overall Max: 36W x 18D x 42H	B Black	\$500
	C Charcoal	
	G Light Grey	
Carton Wt: 84 lbs.	P Putty	
Cube: 3.7		
Options: Extra Shelves (STSHF18)		
UPS: No Assembly Required		

ST723618-x 72" High Storage Cabinet with 4 Adjustable Shelves



	Finish	List
Overall Max: 36W x 18D x 72H	B Black	\$725
	C Charcoal	
	G Light Grey	
Carton Wt: 141 lbs.	P Putty	
Cube: 6.29		
Options: Extra Shelves (STSHF18)		
UPS: No Assembly Required		

Option	Description	List Price
LF-LK1	Lock Core + 2 Keys	\$9
LF-LK2	Lock Housing, Core + 2 Keys - Lateral Files & Mobile (PTC) Pedestals	\$15
PED-LK2	Lock Housing, Core + 2 Keys Fixed (PTO) Pedestals & Metal Desks	\$15
LF-KM	Master Key	\$8
LF-KC	Change Key	\$8
LF-KB	Blank Key	\$8
LF100	Front to Back Rails (set of 2)	\$15
LF120	Drawer Sides Cover Rails (set of 2)	\$15
STSHF18	Extra Shelves (set of 2)	\$100
PCASTER	Castors for Pedestals (set of 4)	\$12
PGLIDE	Adjustable Glides for Pedestals (set of 4)	\$9
PED-BDD	Drawer Divider for Box Drawers	\$15
PCONV	Convert Open Top Pedestal to Mobile/Closed Top Pedestal (Specify Color)	\$100

Storage Units

- 270-degree opening doors
- 80 lb. shelf capacity
- Includes lock
- Optional additional shelves (STSHR-18)
- Requires assembly



All items are TAA Compliant

Metal IN STOCK



All Metal Files, Pedestals and Storage Cabinets have achieved GREENGUARD Certification

Multipurpose

Materials

- Laminates match Napa, Lodi, Training & Height Adjustable Tables, etc.
- Thermally fused laminate for scratch resistance
- Smooth, impact-resistant edgebanding

Laminate Bookcase (LBC)

- 3/4" thick finished back panel
- Heavy-duty 1" thick shelves
- Usable shelf area: 32.25"W x 10.75"D
- 1" adjustable shelves with 3 positions per shelf
- Leg levelers included

Expandable Tables (EXP)

- Build-to-length capability with modular components
- 1.5" thick tops

- Dual-stretcher design conceals wires and power modules
- Rectangular components for interior of table include 2 legs, 2 stretchers, 1 top
- Bullet components for ends of table include 1 leg, 2 stretchers, 1 top
- 8' and 10' tables require replacement stretchers
- Metallic wire management grommet included with each top
- Optional EXPPOW1 drop-in, auto-revolving power station available
- 2 Power, 1 USB, 1 HDMI, 1 Phone & 1 Data
- Powered open/close with touch of a button
- Electronic eye prevents accidental closure when plugs are in use
- Closed position protects unit and features a low-profile design

- Aluminum finish
- 6' power cord
- UL approved

Laminate Workstations (LWS)

- 3/4" thick end panels, 2/3" thick back panel
- 1" thick tops (upper & lower)
- Can be installed side-by-side and back-to-back
- Grommets in top & end panels for wire management
- Back panel 3/4" off floor for wire management
- Accommodates pedestals from Napa/Lodi series

ASCEND II

Materials

- Scratch-resistant, 1" thick thermally fused laminate tops
- Impact-resistant 2mm PVC edges
- Steel bases with powdercoat finish

Design Details

- Bases in Silver & White
- Tops in Cherry, Espresso, Grey, Mahogany, Maple, Slate Grey, Urban Walnut & White
- 4', 5' and 6' x 24"D Tops
- 30" x 60" top; add A2FEET30 for 30"D tops

Construction

- Columns 2.75" x 2.75" with 1.5mm thick steel
- 22.8" deep, slope-style feet
- Width-adjustable center channel to accommodate 48"-72" tops
- 22.8" deep top supports

Features

- Handset with 3 programmable positions
- Anti-collision with sensitivity adjustment
- 36mm/s 0-100 lb. load, 32mm/s 100+ lb. load
- Sound level under 45DB without load
- Push-button adjustment
- 6' electrical cord
- UL962
- 5-year warranty

30"D Tops

- For 30"D tops, add optional A2FEET30 (set of 2)

Base (without top)	Height Range	Load Capacity	High/Low Position
A2EB322	25.5"	250 lb.	50" / 24.5"
A2EB333	25.5"	325 lb.	50" / 24.5"
A2EB222	17.3"	220 lb.	44.5" / 27.2"

PHAT

Materials

- Scratch-resistant thermally fused laminate surfaces with particleboard core
- Impact-resistant 2mm PVC edges
- 3" square steel column legs, 14 gauge steel
- Steel center and end supports, 14 gauge steel
- Black plastic 2.5" diameter, locking casters

Design Details

- Tops in Cherry, Espresso, Grey, Mahogany, Maple, Slate Grey, Urban Walnut & White
- Bases in Black, Titanium & White
- 4', 5' & 6'W x 24"D tables
- 30" x 60" tops available for 5' base
- Optional adjustable-height floor glides (HB4GLIDE)

Construction

- 1" thick tops with 2mm PVC edgebanding
- Tops and Bases sold, packed and shipped separately
- Simple assembly required
- Easy-roll, 2.5" diameter locking casters
- Stationary weight capacity 200 lbs.

Training Tables Folding/Nesting

Materials

- Scratch-resistant, thermally fused laminate surfaces
- Impact-resistant 2mm PVC edges
- Metal frame with powdercoat finish

- Legs made with 28mm-diameter steel tube; 2.3mm thick
- Modesty panel 22 gauge steel

Design Details

- Tops in Cherry, Espresso, Grey, Mahogany, Maple, Slate Grey, Urban Walnut & White
- Titanium & Black frames

- Modesty panel with decorative dot pattern
- 4', 5' & 6' x 24"D tables

Construction

- 1" tops with 2mm PVC edgebanding
- Tops and Frames sold/packed/shipped separately
- Simple assembly required
- 2.5" easy-roll, locking casters

Pace

Materials

- Scratch-resistant, textured thermally fused laminate surfaces with particleboard core
- Impact-resistant 3mm PVC edges

Design Details

- Mahogany & Fog/Charcoal Grey laminates with smooth PVC edges

- T-Arc and Post Legs with Black or Metallic powdercoat finish
- Optional modesty panels

Construction

- 1-1/8" tops and 5/8" modesty panels with metal inserts
- All components sold and packed/shipped individually

Training/Class/Computer

- 4', 5' & 6' tops @ 24" deep
- All tops feature metal inserts for Leg and Modesty Panel attachment
- Legs ship with levelers; optional casters available



Shown:
ECH620867-EC3 (Titanium/Black)
ECH620636-EC2 (Silver/Grey)



pro·line II®

Pro•Line II® is engineered for comfort, durability, and style. With a vast assortment of chairs and work space furnishings, this collection delivers flexible office solutions at an impressive price point.



NJ KY TX 39200 Big and Tall Deluxe High Back Bonded Leather Executive Chair with Padded Flip Arms
Overall Size: 30.25W x 32.5D x 46.75-50H
Seat: 25W x 21.75D x 5.25T **Back:** 23.75W x 28.25H x 6T **Seat Range:** 19-23.75
Arms to Floor: 27.5 **Carton Wt:** 69 **UPS Wt:** 82 **COM:** N/A
Carton: 32L x 29W x 18H **Cube:** 9.6 **Options:** CG50, SW70
Features: 1, 4, 8, 9 **Control:** Locking Tilt
Notes:

Fabric	List Price
Bonded Leather	825.00
Big & Tall 400 lbs.	



NJ KY 39203 Big and Tall Deluxe High Back Black Fabric Executive Chair with Padded Flip Arms
Overall Size: 30.25W x 32.5D x 46.75-50H
Seat: 25W x 21.75D x 5.25T **Back:** 23.75W x 28.25H x 6T **Seat Range:** 19-23.75
Arms to Floor: 27.5 **Carton Wt:** 69 **UPS Wt:** 82 **COM:** N/A
Carton: 32L x 29W x 18H **Cube:** 9.66 **Options:** CG50, SW70
Features: 1, 4, 8, 9 **Control:** Locking Tilt
Notes:

Fabric	List Price
Black Fabric	825.00
Big & Tall 400 lbs.	



NJ TX 69220C-EC3 Big and Tall Mesh Back Black Bonded Leather Executive Chair with Adjustable Lumbar, and 2-Way Adjustable Flip Arms w/3-Position Adjustable Height
Overall Size: 28W x 28.75D x 42.5-46.25H
Seat: 22W x 22.5D x 5T **Back:** 22W x 25H **Seat Range:** 18.75-22.25
Arms to Floor: 27.5 **Carton Wt:** 68 **UPS Wt:** 82 **COM:** N/A
Carton: 31L x 27W x 20H **Cube:** 9.68 **Options:** CG50, SW70
Features: 1, 4, 8, 9 **Control:** Locking Tilt
Notes: Memory Foam Seat.

Fabric	List Price
-EC3 Chrome/Black	825.00
Big & Tall 400 lbs.	



NJ 69226-EC3 Big and Tall Mesh Back Black Bonded Leather Executive Chair with Adjustable Lumbar, and 2-Way Adjustable Flip Arms w/3-Position Adjustable Height
Overall Size: 28.75W x 28.75D x 42.5-46.25H
Seat: 22W x 22.5D x 5T **Back:** 22W x 25H **Seat Range:** 18.75-22.5
Arms to Floor: 27.5 **Carton Wt:** 68 **UPS Wt:** 82 **COM:** N/A
Carton: 31L x 27W x 20H **Cube:** 9.68 **Options:** CG50, SW70
Features: 1, 4, 8, 9 **Control:** Locking Tilt
Notes: Memory Foam Seat.

Fabric	List Price
-EC3 Silver/Black	800.00
Big & Tall 400 lbs.	



KY 69227-3M Big and Tall Mesh Back Black Mesh Seat Executive Chair with Adjustable Lumbar, and 2-Way Adjustable Flip Arms w/3-Position Adjustable Height
Overall Size: 28.75W x 28.75D x 41.75-45.75H
Seat: 23.5W x 22D x 6T **Back:** 22W x 29.75H **Seat Range:** 18-22
Arms to Floor: 28 **Carton Wt:** 68 **UPS Wt:** 79 **COM:** N/A
Carton: 30L x 27W x 20H **Cube:** 9.37 **Options:** CG50, SW70
Features: 1, 4, 8, 9 **Control:** Locking Tilt
Notes: Memory Foam Seat.

Fabric	List Price
-3M Titanium/Black Mesh	800.00
A	850.00
B	915.00
C	995.00
R	1100.00

Deluxe Executive Leather



NJ EC62119AL-EC2/EC62119AL-EC3 Bonded Leather Executive Chair with Padded Polished Aluminum Arms and Base
Overall Size: 28.5W x 31D x 47.25-50H
Seat: 21W x 20.25D x 6T **Back:** 20W x 29.5H X 4T **Seat Range:** 19.75-22.5
Arms to Floor: 27.5 **Carton Wt:** 50 **UPS Wt:** 70 **COM:** N/A
Carton: 37L x 26W x 15H **Cube:** 8.35 **Options:** CG50, SW70
Features: 1, 4, 8, 9 **Control:** Locking Tilt
Notes:

Fabric	List Price
-EC2 Chrome/Grey	695.00
-EC3 Chrome/Black	



NJ ECH620867-EC2/ECH620867-EC3 Bonded Leather Executive Chair with Padded Flip Arms and Titanium Base
Overall Size: 30.5W x 31.25D x 47.75-50.75H
Seat: 25W x 19D x 6T **Back:** 22.75W x 29H X 6.5T **Seat Range:** 19-21.75
Arms to Floor: 26.75 **Carton Wt:** 52 **UPS Wt:** 80 **COM:** N/A
Carton: 35L x 26W x 18H **Cube:** 9.47 **Options:** CG50, SW70
Features: 1, 4, 8, 9 **Control:** Locking Tilt
Notes:

Fabric	List Price
-EC2 Titanium/Grey	625.00
-EC3 Titanium/Black	



NJ ECH620636-EC2/ECH620636-EC3 Bonded Leather Executive Chair with Padded Flip Arms and Silver Base
Overall Size: 30.5W x 29.75D x 46.5-49.25H
Seat: 24.75W x 18.75D x 5.25T **Back:** 21W x 28H X 4T **Seat Range:** 19-21.75
Arms to Floor: 27 **Carton Wt:** 50 **UPS Wt:** 76 **COM:** N/A
Carton: 35L x 26W x 17H **Cube:** 8.95 **Options:** CG50, SW70
Features: 1, 4, 8, 9 **Control:** Locking Tilt
Notes:

Fabric	List Price
-EC2 Silver/Grey	625.00
-EC3 Silver/Black	

ProX996 Series



NJ KY TX 99661W Breathable White Vertical Mesh Back with Adjustable Back, Dual Steel Frame Post, Height & Width Adjustable Arms, and Polished Aluminum Base
Overall Size: 25.25W x 25.5D x 41.5-44.75H
Seat: 20.5W x 19.5D x 2T **Back:** 20W x 24H **Seat Range:** 18.5-21.75
Arms to Floor: 26 **Carton Wt:** 65 **UPS Wt:** 75 **COM:** 0.75 yd
Carton: 35L x 26W x 17H **Cube:** 8.95 **Options:** CG50, SW70
Features: 1, 4, 8, 9, 15 **Control:** 2-to-1 Synchro Tilt with 3-Position Lock
Notes: Optional Adjustable HR31W Headrest. Patent Pending. 300 lbs. Wt. Limit. KY and TX In-Stock: -5811 Steel **Seat Slider**

Fabric	List Price
Polished Aluminum/5811 Steel	895.00
(Seat Only)	940.00



NJ KY TX 99662C Breathable Black Vertical Mesh Back with Adjustable Back, Dual Steel Frame Post, Height & Width Adjustable Arms, and Polished Aluminum Base
Overall Size: 25.25W x 25.5D x 41.5-44.75H
Seat: 20.55W x 19.5D x 2T **Back:** 20W x 24H **Seat Range:** 18.5-21.75
Arms to Floor: 26 **Carton Wt:** 65 **UPS Wt:** 76 **COM:** N/A
Carton: 35L x 26W x 17H **Cube:** 8.95 **Options:** CG50, SW70
Features: 1, 4, 8, 9, 15 **Control:** 2-to-1 Synchro Tilt with 3-Position Lock
Notes: Optional Adjustable HR33B Headrest. Patent Pending. 300 lbs. Wt. Limit. TX In-Stock: -30. KY In-Stock: -30 & -R107 **Seat Slider**

Fabric	List Price
Polished Aluminum/-30 Coal FreeFlex®	850.00
-R107 Dillon Black (Seat Only)	895.00



NJ KY TX 99663B Breathable Black Vertical Mesh Back with Adjustable Back, Dual Steel Frame Post, Height & Width Adjustable Arms, and Black Finish Base
Overall Size: 25.25W x 25.25D x 41.5-44.75H
Seat: 20.5W x 19.5D x 2T **Back:** 20W x 24H **Seat Range:** 18.5-21.75
Arms to Floor: 26 **Carton Wt:** 65 **UPS Wt:** 76 **COM:** N/A
Carton: 35L x 26W x 17H **Cube:** 8.95 **Options:** CG50, SW70
Features: 1, 4, 8, 9, 15 **Control:** 2-to-1 Synchro Tilt with 3-Position Lock
Notes: Optional Adjustable HR33B Headrest. Patent Pending. 300 lbs. Weight Limit. KY and TX In-Stock: -30 **Seat Slider**

Fabric	List Price
Polished Black/-30 Coal FreeFlex®	850.00
(Seat Only)	895.00



NJ KY 99666S Breathable Silver Vertical Mesh Back with Adjustable Back, Dual Steel Frame Post, Height & Width Adjustable Arms, and Silver Finish Base
Overall Size: 25.25W x 25.5D x 41.5-44.75H
Seat: 20.5W x 19.5D x 2T **Back:** 20W x 24H **Seat Range:** 18.5-21.75
Arms to Floor: 26 **Carton Wt:** 65 **UPS Wt:** 76 **COM:** N/A
Carton: 35L x 26W x 17H **Cube:** 8.95 **Options:** CG50, SW70
Features: 1, 4, 8, 9, 15 **Control:** 2-to-1 Synchro Tilt with 3-Position Lock
Notes: Optional Adjustable HR36S Headrest. Patent Pending. 300 lbs. Weight Limit. KY In-Stock: -30 Coal FreeFlex® **Seat Slider**

Fabric	List Price
Silver/-30 Coal FreeFlex®	850.00
(Seat Only)	895.00

PRO X 996 SERIES



optional headrest available (HR31W, HR33B, HR36S)

*patent pending



99667T Breathable Silver Vertical Mesh Back with Adjustable Back, Dual Steel Frame Post, Height & Width Adjustable Arms, and Titanium Finish Base
NJ KY TX
Overall Size: 25.25W x 25.5D x 41.5-44.75H
Seat: 20.5W x 19.5D x 2T **Back:** 20W x 24H **Seat Range:** 18.5-21.75
Arms to Floor: 25 **Carton Wt:** 65 **UPS Wt:** 76 **COM:** N/A
Carton: 35L x 26W x 17H **Cube:** 8.95 **Options:** CG50, SW70
Features: 1, 4, 8, 9, 15 **Control:** 2-to-1 Synchro Tilt with 3-Position Lock
Notes: Optional Adjustable HR36S Headrest. Patent Pending. 300 lbs. Weight Limit. **KY In-Stock:** -5811 Steel **Seat Slider**

Fabric	List Price
Titanium/ 5811 Steel	850.00
 (Seat Only)	895.00



HR36S Silver Headrest, **HR33B** Black Headrest, **HR31W** White Headrest (Headrests Fit 9966 Series Chairs only)
NJ KY TX
Overall Size: 11.75W x 3.25D x 6.25H
Carton Wt: 3 **UPS Wt:** 5 **COM:** N/A
Carton: 12L x 12W x 7H **Cube:** 0.58
Notes: Headrests for 99661W, 99662C, 99663B, 99666S, and 99667T
HR31W fits 99661W
HR33B fits 99662C and 99663B
HR36S fits 99666S and 99667T
NJ In-Stock: HR33B.

Fabric	List Price
Silver Black White	55.00

SPX Series



SPX23590C High Back Manager's Faux Leather Chair with Chrome Arms, and Chrome Base. Includes Removable Arm Sleeves.
NJ KY TX
Overall Size: 28.75W x 25.25D x 41.75 - 45.75H
Seat: 19.75W x 18D x 3.75T **Back:** 19.5W x 24H x 3.25T **Seat Range:** 18.75-22.75
Arms to Floor: 25.75 **Carton Wt:** 36 **UPS Wt:** 48 **COM:** N/A
Carton: 27L x 26W x 14H **Cube:** 5.68 **Options:** CG50, SW70
Features: 1, 4, 5, 8, 9 **Control:** Locking Tilt
Notes: TX In-Stock: -U6, -U9, -U11 and -U42. **KY In-Stock:** -U6

Fabric	List Price
Faux Leather -U1 Espresso -U6 Black -U9 Red -U11 White -U42 Charcoal Grey	575.00



SPX23591C Mid Back Manager's Faux Leather Chair with Chrome Arms, and Chrome Base. Includes Removable Arm Sleeves.
NJ KY TX
Overall Size: 27W x 23.25D x 36.75 - 40.75H
Seat: 19.75W x 18D x 4T **Back:** 19.5W x 19H x 3.5T **Seat Range:** 18.75-22.75
Arms to Floor: 25.5 **Carton Wt:** 34 **UPS Wt:** 38 **COM:** N/A
Carton: 25L x 24W x 13H **Cube:** 4.51 **Options:** CG50, SW70
Features: 1, 4, 5, 8, 9 **Control:** Locking Tilt
Notes: TX In-Stock: -U6, -U9, -U11 and -U42. **KY In-Stock:** -U6

Fabric	List Price
Faux Leather -U1 Espresso -U6 Black -U9 Red -U11 White -U42 Charcoal Grey	520.00



SPX23592C Armless Mid Back Manager's Faux Leather Chair with Chrome Base
NJ KY TX
Overall Size: 25.25W x 23.5D x 37 - 40.75H
Seat: 20W x 19D x 2T **Back:** 19W x 15.5H x 2T **Seat Range:** 18.5-22.25
Arms to Floor: N/A **Carton Wt:** 29 **UPS Wt:** 76 **COM:** N/A
Carton: 26L x 25W x 24H **Cube:** 9.02 **Options:** CG50, SW70
Features: 1, 4, 5, 8, 9 **Control:** Locking Tilt
Notes: NJ and KY In-Stock: -U6 and -U11. TX In-Stock: -U6, -U9, -U11 and -U42.

Fabric	List Price
Faux Leather -U1 Espresso -U6 Black -U9 Red -U11 White -U42 Charcoal Grey	460.00



SPX23595C Guest Faux Leather Chair with Chrome Arms, Matching Sleeves and Chrome Sled Base. Includes Removable Arm Sleeves.
NJ KY TX
Overall Size: 23.25W x 24.25D x 37.75H
Seat: 20W x 18D x 3.5T **Back:** 19.75W x 18.75H x 4.5T **Seat Range:** 19.75
Arms to Floor: 26 **Carton Wt:** 31 **UPS Wt:** 42 **COM:** N/A
Carton: 27L x 21W x 15H **Cube:** 4.92 **Options:** N/A
Features: N/A **Control:** N/A
Notes: NJ In-Stock: -U6, -U11 and -U42. TX In-Stock: -U6, -U9, -U11 and -U42. **KY In-Stock:** -U6

Fabric	List Price
Faux Leather -U1 Espresso -U6 Black -U9 Red -U11 White -U42 Charcoal Grey	490.00



7270 Deluxe High Back Executive White Leather Chair with Polished Aluminum Base and Padded Polished Aluminum Arms
 Overall Size: 28W x 26.25D x 45-47.25H
 Seat: 19.75W x 18.5D x 4T Back: 19.75W x 26.5H x 4T Seat Range: 18.5-20.75
 Arms to Floor: 26.5 Carton Wt: 60 UPS Wt: 62 COM: N/A
 Carton: 35L x 26W x 14D Cube: 7.37 Options: CG50, SW70
 Features: 1, 4, 6, 8, 9 Control: Mid Pivot Knee Tilt
 Notes: Dual Wheel Carpet Casters

Fabric	List Price
White Top Grain Leather	695.00



7271 Deluxe Mid Back Executive White Leather Chair with Polished Aluminum Base and Padded Polished Aluminum Arms
 Overall Size: 28W x 26.75D x 38.75-41.5H
 Seat: 20.25W x 18.75D x 4T Back: 18.75W x 20.25H x 4T Seat Range: 18-20.5
 Arms to Floor: 26 Carton Wt: 53 UPS Wt: 59 COM: N/A
 Carton: 31L x 26W x 15H Cube: 6.99 Options: CG50, SW70
 Features: 1, 4, 6, 8, 9 Control: Mid Pivot Knee Tilt
 Notes: Dual Wheel Carpet Casters

Fabric	List Price
White Top Grain Leather	650.00



7275 Deluxe Mid Back Visitor's White Leather Chair with Chrome Base and Padded Polished Aluminum Arms
 Overall Size: 25.75W x 27.25D x 37.25H
 Seat: 21W x 20D x 3.5T Back: 20W x 21H x 3.5T Seat Range: 18.5 Fixed
 Arms to Floor: 27 Carton Wt: 52 UPS Wt: 58 COM: N/A
 Carton: 31L x 24W x 16H Cube: 6.88 Options: N/A
 Features: N/A Control: N/A
 Notes:

Fabric	List Price
White Top Grain Leather	595.00



8200 Deluxe High Back Executive Leather Chair with Polished Aluminum Base and Padded Polished Aluminum Arms
 Overall Size: 28W x 26.25D x 45-47.25H
 Seat: 19.75W x 18.5D x 4T Back: 19.75W x 26.5H x 4T Seat Range: 18.5-20.75
 Arms to Floor: 26.5 Carton Wt: 60 UPS Wt: 62 COM: N/A
 Carton: 35L x 26W x 14D Cube: 7.37 Options: CG50, SW70
 Features: 1, 4, 6, 8, 9 Control: Mid Pivot Knee Tilt
 Notes: Dual Wheel Carpet Casters

Fabric	List Price
Black Top Grain Leather	695.00



8201 Deluxe Mid Back Executive Leather Chair with Polished Aluminum Base and Padded Polished Aluminum Arms
 Overall Size: 28W x 26.75D x 38.75-41.5H
 Seat: 20.25W x 18.75D x 4T Back: 18.75W x 20.25H x 4T Seat Range: 18-20.5
 Arms to Floor: 26 Carton Wt: 53 UPS Wt: 59 COM: N/A
 Carton: 31L x 26W x 15H Cube: 6.99 Options: CG50, SW70
 Features: 1, 4, 6, 8, 9 Control: Mid Pivot Knee Tilt
 Notes: Dual Wheel Carpet Casters

Fabric	List Price
Black Top Grain Leather	650.00



8205 Deluxe Mid Back Leather Visitor's Chair with Chrome Base and Padded Polished Aluminum Arms
 Overall Size: 25W x 26.25D x 39H
 Seat: 20W x 18.75D x 3.75T Back: 19W x 21H x 3.75T Seat Range: 18.5 Fixed
 Arms to Floor: 28.75 Carton Wt: 46 UPS Wt: 56 COM: N/A
 Carton: 31L x 23W x 16H Cube: 6.6 Options: N/A
 Features: N/A Control: N/A
 Notes:

Fabric	List Price
Black Top Grain Leather	595.00



97898CBK Black Contoured Plastic Back Manager's Chair with Adjustable Arms, Ratchet Back, Seat Slider, and Fabric Seat
 Overall Size: 26.25W x 25.5D x 40.25H
 Seat: 19.75W x 18.5D x 4T Back: 20W x 20H Seat Range: 17.75-21.25
 Arms to Floor: 25.25 Carton Wt: 56 UPS Wt: 56 COM: 0.5 yds
 Carton: 27L x 25W x 14H Cube: 5.46 Options: CG50, SW70
 Features: 1, 2, 3, 4, 5, 8, 9, 13, 15 Control: Multi-Function w/Seat Slider
 Notes: Dual Wheel Carpet Casters
 Seat Slider **NEW**

Fabric	List Price
-30 Coal FreeFlex®	495.00
(Seat Only)	525.00



97898CWH White Contoured Plastic Back Manager's Chair with Adjustable Arms, Ratchet Back, Seat Slider, and Fabric Seat
 Overall Size: 26.25W x 25.5D x 40.25H
 Seat: 19.75W x 18.5D x 4T Back: 20W x 20H Seat Range: 17.75-21.25
 Arms to Floor: 25.25 Carton Wt: 56 UPS Wt: 56 COM: 0.5 yds
 Carton: 27L x 25W x 14H Cube: 5.46 Options: CG50, SW70
 Features: 1, 2, 3, 4, 5, 8, 9, 13, 15 Control: Multi-Function w/Seat Slider
 Notes: Dual Wheel Carpet Casters
 Seat Slider **NEW**

Fabric	List Price
-30 Coal FreeFlex®	495.00
(Seat Only)	525.00



97898CGY Grey Contoured Plastic Back Manager's Chair with Adjustable Arms, Ratchet Back, Seat Slider, and Fabric Seat
 Overall Size: 26.25W x 25.5D x 40.25H
 Seat: 19.75W x 18.5D x 4T Back: 20W x 20H Seat Range: 17.75-21.25
 Arms to Floor: 25.25 Carton Wt: 56 UPS Wt: 56 COM: 0.5 yds
 Carton: 27L x 25W x 14H Cube: 5.46 Options: CG50, SW70
 Features: 1, 2, 3, 4, 5, 8, 9, 13, 15 Control: Multi-Function w/Seat Slider
 Notes: Dual Wheel Carpet Casters
 Seat Slider **NEW**

Fabric	List Price
-30 Coal FreeFlex®	495.00
(Seat Only)	525.00



54666 Multi Shift Ergonomic Chair with 2-to-1 Control, Seat Slider, 2-Way Adjustable Arms and Titanium Finish Aluminum Base. 24/7 High Intensity Use Chair.
 Overall Size: 28.5W x 27D x 37.5-41.5H
 Seat: 20W x 18.5D x 3.5T Back: 18.5W x 19.5H x 3.5T Seat Range: 19.25-22.5
 Arms to Floor: 26 Carton Wt: 59 UPS Wt: 59 COM: N/A
 Carton: 30L x 26W x 15H Cube: 6.54 Features: 1, 3, 4, 7, 8, 9, 15
 Control: 3 Position Locking 2-to-1 Synchro Tilt with Seat Slider
 Notes: Increased Foam Density for Added Durability.
 KY and TX In-Stock: -231 Black
 Seat Slider

Fabric	List Price
-231 Black Icon	475.00



8511 High Back Ergonomic Chair with Multi-Function Control, Seat Slider, Ratchet Back, 2-Way Adjustable Arms and Titanium Finish Aluminum Base
 Overall Size: 28.25W x 24D x 44.75-48.25H
 Seat: 20.75W x 18.25D x 4T Back: 20W x 22.75H x 3.5T Seat Range: 18.5-22
 Arms to Floor: 25 Carton Wt: 62 UPS Wt: 62 COM: 1.75 yds
 Carton: 29L x 26W x 15H Cube: 6.5 Options: CG50, SW70
 Features: 1, 2, 4, 8, 13, 15 Control: Multi-Function with Seat Slider
 Notes: Oversized Dual Wheel Carpet Casters.
 NJ In-Stock: -231 Black

Fabric	List Price
A	538.00
B	566.00
C	596.00
R	628.00



8512 Mid Back Ergonomic Chair with Multi-Function Control, Seat Slider, Ratchet Back, 2-Way Adjustable Arms and Titanium Finish Aluminum Base
 Overall Size: 28W x 25D x 37.75-44.25H
 Seat: 20.75W x 18.5D x 4.5T Back: 19W x 18.25-21.25H x 3.5T Seat Range: 19.25-22.75
 Arms to Floor: 25.75 Carton Wt: 63 UPS Wt: 63 COM: 1.5 yds
 Carton: 27L x 26W x 16H Cube: 6.5 Options: CG50, SW70
 Features: 1, 2, 4, 8, 13, 15 Control: Multi-Function with Seat Slider
 Notes: Oversized Dual Wheel Carpet Casters. NJ In-Stock: -231 Black
 Seat Slider

Fabric	List Price
A	510.00
B	536.00
C	564.00
R	595.00



⚙️ **2817 ProGrid® Mesh Back Armless Task Chair with Padded Fabric Seat, Ratchet Back and Pneumatic Control**
Overall Size: 24W x 24D x 39.75H
Seat: 19.75W x 18D x 3T **Back:** 19W x 19H **Seat Range:** 17-22
Arms to Floor: N/A **Carton Wt:** 29 **UPS Wt:** 37 **COM:** 0.75 yd
Carton: 24L x 24W x 13H **Cube:** 4.33 **Options:** CG50, SW70, 04 Arms
Features: 1, 2, 4 **Control:** Pneumatic
Notes: Dual Wheel Carpet Casters

Fabric	List Price
-30 Coal FreeFlex®	275.00
A	290.00
B	305.00
C	320.00
R	355.00



⚙️ **28174 ProGrid® Mesh Back Task Chair with Padded Fabric Seat, Adjustable Arms, Ratchet Back and Pneumatic Control**
Overall Size: 25.5W x 23D x 34.75-39.75H
Seat: 19.25W x 18.25D **Back:** 19W x 19H **Seat Range:** 17-22
Arms to Floor: 26 **Carton Wt:** 29 **UPS Wt:** 35 **COM:** 0.75 yd
Carton: 24L x 23W x 13H **Cube:** 4.33 **Options:** CG50, SW70
Features: 1, 2, 4 **Control:** Pneumatic
Notes: Dual Wheel Carpet Casters. 2817 with 04 Arms.

Fabric	List Price
-30 Coal FreeFlex®	340.00
A	355.00
B	370.00
C	385.00
R	420.00



⚙️ **96610 ProGrid® Mesh Back Task Chair with Padded Fabric Seat, Adjustable Arms, Sliding Arm Pads, Seat Slider, Ratchet Back and Pneumatic Control**
Overall Size: 26.5W x 23.5D x 35-38.5H
Seat: 20W x 18.5D x 1T **Back:** 19.25W x 19.75H **Seat Range:** 19-22.5
Arms to Floor: 25.5 **Carton Wt:** 53 **UPS Wt:** 53 **COM:** 0.75 yd
Carton: 27L x 25W x 14H **Cube:** 5.4 **Options:** CG50, SW70
Features: 1, 4, 12, 15 **Control:** Self Adjusting
Notes: Dual Wheel Carpet Casters. NJ In-Stock: -30

Fabric	List Price
-30 Coal FreeFlex®	425.00
A	450.00
B	475.00
C	500.00
R	545.00



⚙️ **2902 Ergonomic Task Chair with ProGrid® Mesh Back, Padded Fabric Seat and Multi-Task Control**
Overall Size: 25W x 23D x 33.25-38.25H
Seat: 19.5W x 18D x 2T **Back:** 18W x 16.5-18.25H **Seat Range:** 18.25-23.25
Arms to Floor: N/A **Carton Wt:** 33 **UPS Wt:** 40 **COM:** 0.5 yd
Carton: 24L x 24W x 14H **Cube:** 4.66 **Options:** CG50, SW70, 04 Arms
Features: 1, 2, 4, 10 **Control:** Multi-Task
Notes: Dual Wheel Carpet Casters. NJ In-Stock: -30

Fabric	List Price
-30 Coal FreeFlex®	290.00
A	305.00
B	320.00
C	335.00
R	375.00



⚙️ **29024 Ergonomic Task Chair with ProGrid® Mesh Back, Padded Fabric Seat, Adjustable Arms and Multi-Task Control**
Overall Size: 26.5W x 25.5D x 34.75-41.25H
Seat: 19.5W x 17.75D x 2.5T **Back:** 17.5W x 16H **Seat Range:** 18-23
Arms to Floor: 26.25 **Carton Wt:** 39 **UPS Wt:** 40 **COM:** 0.5 yd
Carton: 24L x 24W x 13H **Cube:** 4.33 **Options:** CG50, SW70
Features: 1, 2, 4, 10 **Control:** Multi-Task
Notes: Dual Wheel Carpet Casters. 2902 with 04 Arms. NJ In-Stock: -30

Fabric	List Price
-30 Coal FreeFlex®	400.00
A	430.00
B	445.00
C	460.00
R	485.00



⚙️ **98341 Ergonomic Task Chair with ProGrid® Mesh Back and Ratchet Back Height Adjustment without Arms and Dual Function Control**
Overall Size: 20W x 25.75D x 40.5H
Seat: 20W x 18.5D x 3T **Back:** 19W x 19.5H **Seat Range:** 17-20.5
Arms to Floor: N/A **Carton Wt:** 41 **UPS Wt:** 43 **COM:** 0.5 yd
Carton: 25L x 25W x 14H **Cube:** 5.06 **Options:** CG50, SW70, 04 Arms
Features: 1, 2, 4, 11 **Control:** Dual Function
Notes: Dual Wheel Carpet Casters. NJ In-Stock: -30

Fabric	List Price
-30 Coal FreeFlex®	320.00
A	335.00
B	350.00
C	370.00
R	395.00



⚙️ **98344 Ergonomic Task Chair with ProGrid® Mesh Back and Ratchet Back Height Adjustment, Adjustable Arms and Dual Function Control**
Overall Size: 25.5W x 25.75D x 40.5H
Seat: 20W x 18.5D x 3T **Back:** 19W x 19.5H **Seat Range:** 17-20.5
Arms to Floor: 25.5 **Carton Wt:** 48 **UPS Wt:** 50 **COM:** 0.5 yd
Carton: 25L x 25W x 15H **Cube:** 5.42 **Options:** CG50, SW70, 04 Arms
Features: 1, 2, 4, 11 **Control:** Dual Function
Notes: Dual Wheel Carpet Casters. NJ In-Stock: -30

Fabric	List Price
-30 Coal FreeFlex®	405.00
A	420.00
B	435.00
C	455.00
R	480.00



⚙️ **511342AL Grey ProGrid® Mesh High Back Chair with Seat Slider, Adjustable Arms with Depth Adjustable Pads and Polished Aluminum Base**
Overall Size: 27.5W x 25D x 38.75-42.25H
Seat: 19.25W x 19.25D x 2.5T **Back:** 19.5W x 22H **Seat Range:** 17.75-21.25
Arms to Floor: 24.75 **Carton Wt:** 51 **UPS Wt:** 55 **COM:** N/A
Carton: 30L x 29W x 13H **Cube:** 6.54 **Options:** SW392, HRX52
Features: 1, 3, 4, 7, 8, 9, 15 **Control:** 3 Position Locking 2-to-1 Synchro Tilt
Notes: Oversized Dual Wheel Carpet Casters
With Headrest use Model #511342ALHRX52

Fabric	List Price
Grey ProGrid® Back and Grey Fabric Seat	700.00



⚙️ **511343AT Black ProGrid® Mesh High Back Chair with Seat Slider, Adjustable Arms with Depth Adjustable Pads and Aluminum Base with Titanium Finish**
Overall Size: 26.25W x 26D x 38-42.25H
Seat: 19.25W x 19.5D x 2.5T **Back:** 18.75W x 21.75H **Seat Range:** 17.5-21.5
Arms to Floor: 25 **Carton Wt:** 53 **UPS Wt:** 53 **COM:** 0.75 yd
Carton: 30L x 25W x 13H **Cube:** 5.64 **Options:** SW392, HRX53
Features: 1, 3, 4, 7, 8, 9, 15 **Control:** 3 Position Locking 2-to-1 Synchro Tilt
Notes: Oversized Dual Wheel Carpet Casters
With Headrest use Model #511343ATHRX53

Fabric	List Price
Black ProGrid® Back and Black Fabric Seat	700.00
A	750.00
B	810.00
C	885.00
R	990.00



⚙️ **HRX52 Grey ProGrid® Headrest HRX53 Black ProGrid® Headrest**
(Headrests Fit 511342AL and 511343AT Chairs only)
Overall Size: 12.5W x 7D x 9H
Pad Size: 12.5W x 6.25H x 1T
Carton Wt: 2 **UPS Wt:** 4 **COM:** N/A
Carton: 13L x 10W x 6H **Cube:** 0.45
Notes: To Order Chair with Headrest, Use Model #'s 511342ALHRX52 for Grey or 511343ATHRX53 for Black

Fabric	List Price
Black or Grey ProGrid®	60.00



⚙️ **92555 Air Mist Mesh Back Task Chair with FreeFlex®II Padded Fabric Seat, Ratchet Back and Pneumatic Control**
Overall Size: 26.75W x 24.75D x 36-42.25H
Seat: 21W x 19.25D x 3.5T **Back:** 19W x 18-21H **Seat Range:** 19-22.5
Arms to Floor: 25 **Carton Wt:** 47 **UPS Wt:** 47 **COM:** 0.75 yd
Carton: 25L x 25W x 14H **Cube:** 5.06 **Options:** CG50, SW70
Features: 1, 2, 4, 7, 8, 9 **Control:** 2-to-1 Synchro Tilt
Notes: Dual Wheel Carpet Casters

Fabric	List Price
FreeFlex®II Carbon/Grey (-9201)	395.00
Black (-9206)	
Orange (9270)	
Red (-9276)	
Blue (-9278)	
Green (-9279)	



95676 ProGrid® White Mesh High Back Chair with 2-Way Adjustable Arms, Ratchet Back, and Seat Slider
Overall Size: 28.25W x 25.75D x 42 - 45.75H
Seat: 19.75W x 19D x 3.25T **Back:** 18.75W x 24.25H **Seat Range:** 18.25-21.5
Arms to Floor: 25.75 **Carton Wt:** 60 **UPS Wt:** 60 **COM:** 0.75 yds
Carton: 30L x 26W x 14H **Cube:** 6.31 **Options:** CG50, SW70
Features: 1, 2, 3, 4, 8, 9, 13, 15 **Control:** Multi-Function with Seat Slider
Notes: Aluminum Base with Oversized Dual Wheel Carpet Casters
 NJ In-Stock: -3M

NEW

Seat Slider

Fabric	List Price
ProGrid® Back Fabric Seat	
	625.00
(Seat only)	
A	625.00
B	670.00
C	695.00
R	735.00



95678 ProGrid® White Mesh Mid-Back Chair with 2-Way Adjustable Arms, Ratchet Back, and Seat Slider
Overall Size: 25.75W x 24.75D x 37.75 - 44H
Seat: 20.5W x 20.25D x 3.5T **Back:** 19.5W x 19.75H **Seat Range:** 19-22.5
Arms to Floor: 26.25 **Carton Wt:** 54 **UPS Wt:** 54 **COM:** 0.75 yds
Carton: 27L x 25W x 14H **Cube:** 5.46 **Options:** CG50, SW70
Features: 1, 2, 3, 4, 8, 9, 13, 15 **Control:** Multi-Function with Seat Slider
Notes: Aluminum Base with Oversized Dual Wheel Carpet Casters
 NJ In-Stock: -3M

NEW

Seat Slider

Fabric	List Price
ProGrid® Back Fabric Seat	
	585.00
(Seat only)	
A	585.00
B	625.00
C	650.00
R	685.00



8810W ProGrid® Mesh Back with Padded Fabric Seat Visitor's Chair with Arms and White Finish Frame
Overall Size: 25W x 25D x 37H
Seat: 18.5W x 18D x 2.5T **Back:** 19.5W x 19.75H **Seat Range:** 19 Fixed
Arms to Floor: 26.75 **Carton Wt:** 26 **UPS Wt:** 42 **COM:** .5 yds
Carton: 34L x 23W x 11H **Cube:** 4.97 **Options:** SW72
Features: N/A **Control:** N/A
Notes:

Fabric	List Price
Fun Colors	290.00
(Seat only)	



8840W ProGrid® Mesh Back with Padded Fabric Seat Visitor's Chair with Arms, Casters and White Finish Frame
Overall Size: 25W x 24.5D x 36.75H
Seat: 18.5W x 18D x 2.5T **Back:** 19.5W x 18.5H **Seat Range:** 19 Fixed
Arms to Floor: 26.75 **Carton Wt:** 26 **UPS Wt:** 42 **COM:** .5 yds
Carton: 34L x 23W x 11H **Cube:** 4.97 **Options:** N/A
Features: N/A **Control:** N/A
Notes:

Fabric	List Price
Fun Colors	300.00
(Seat only)	



95672 ProGrid® White Mesh High Back Chair with 2-Way Adjustable Arms, Ratchet Back, Deluxe 2-to-1 Synchro Tilt Control and Seat Slider
Overall Size: 25.5W x 23.25D x 43 - 48.75H
Seat: 20.25W x 20.75D x 3T **Back:** 20W x 27H **Seat Range:** 19.75 - 23
Arms to Floor: 26.5 **Carton Wt:** 56 **UPS Wt:** 56 **COM:** 0.75 yds
Carton: 29L x 25W x 15H **Cube:** 6.29 **Options:** CG50, SW70
Features: 1, 2, 3, 4, 7, 8, 9, 15 **Control:** 3 Position Locking 2-to-1 Synchro Tilt
Notes: Oversized Dual Wheel Carpet Casters

Seat Slider

Fabric	List Price
ProGrid® Back and -5882 Dove Ivory Fabric Seat	550.00
	575.00
(Seat only)	



95673 ProGrid® White Mesh Mid Back Chair with 2-Way Adjustable Arms, Ratchet Back, Deluxe 2-to-1 Synchro Tilt Control and Seat Slider
Overall Size: 25.75W x 24.75D x 37.75 - 44H
Seat: 20.5W x 20.25D x 3.5T **Back:** 19.5W x 19.75H **Seat Range:** 19-22.5
Arms to Floor: 26.25 **Carton Wt:** 54 **UPS Wt:** 54 **COM:** 0.75 yds
Carton: 27L x 25W x 14H **Cube:** 5.46 **Options:** CG50, SW70
Features: 1, 2, 3, 4, 7, 8, 9, 15 **Control:** 3 Position Locking 2-to-1 Synchro Tilt
Notes: Oversized Dual Wheel Carpet Casters
 NJ, KY and TX In-Stock: -5882 Dove Ivory

Seat Slider

Fabric	List Price
ProGrid® Back and -5882 Dove Ivory Fabric Seat	525.00
	550.00
(Seat only)	



92892 ProGrid® Mesh High Back Chair with 3-Way Adjustable Arms, Seat Slider, Multi-Function Control and Fixed Back
Overall Size: 27.75W x 29D x 42.5-46H
Seat: 21W x 19.5D x 3T **Back:** 19.5W x 24H **Seat Range:** 19-22.5
Arms to Floor: 25.5 **Carton Wt:** 58 **UPS Wt:** 58 **COM:** 0.75 yds
Carton: 31L x 25W x 13H **Cube:** 5.83 **Options:** CG50, SW70
Features: 1, 3, 4, 13, 15 **Control:** Multi-Function with Fixed Back
Notes: Dual Wheel Carpet Casters.
 NJ, KY & TX In-Stock: -30 Coal FreeFlex®

Seat Slider

Fabric	List Price
-30 Coal FreeFlex®	460.00
A	480.00
B	505.00
C	530.00
R	570.00



92893 ProGrid® Mesh Back Manager's Chair with 3-Way Adjustable Arms, Ratchet Back, Seat Slider and Fabric Seat
Overall Size: 27W x 24D x 37.75H
Seat: 20.25W x 19.75D x 3.5T **Back:** 18.5W x 18.5H **Seat Range:** 18.5-22
Arms to Floor: 25.25 **Carton Wt:** 56 **UPS Wt:** 56 **COM:** 0.75 yds
Carton: 26L x 25W x 15H **Cube:** 5.64 **Options:** CG50, SW70
Features: 1, 3, 4, 13, 15 **Control:** Multi-Function w/Seat Slider
Notes: Dual Wheel Carpet Casters
 NJ, KY, TX In-Stock: -30 Coal FreeFlex®

Seat Slider

Fabric	List Price
-30 Coal FreeFlex®	425.00
A	440.00
B	465.00
C	490.00
R	525.00



90662 ProGrid® Mesh High Back Chair with 3-Way Adjustable Arms, 3 Position Locking 2-to-1 Synchro Tilt Control and Seat Slider
Overall Size: 27.75W x 27D x 41-44.75H
Seat: 20.25W x 19D x 3.5T **Back:** 19W x 23H **Seat Range:** 19-22.5
Arms to Floor: 26 **Carton Wt:** 53 **UPS Wt:** 55 **COM:** 0.75 yds
Carton: 31L x 26W x 14H **Cube:** 6.53 **Options:** CG50, SW70
Features: 1, 3, 4, 7, 8, 9, 15 **Control:** 3 Position Locking 2-to-1 Synchro Tilt
Notes: Dual Wheel Carpet Casters
 NJ, KY and TX In-Stock: -30 Coal FreeFlex®

Seat Slider

Fabric	List Price
-30 Coal FreeFlex®	425.00
A	440.00
B	465.00
C	490.00
R	525.00



92343 ProGrid® Mesh Back Manager's Chair with 3-Way Adjustable Arms, Ratchet Back and Fabric Seat
Overall Size: 26.5W x 25.25D x 39H
Seat: 20.25W x 19D x 3.5T **Back:** 19W x 16.75H **Seat Range:** 18.25-22
Arms to Floor: 25.5 **Carton Wt:** 50 **UPS Wt:** 50 **COM:** 0.75 yds
Carton: 25L x 25W x 14H **Cube:** 5.06 **Options:** CG50, SW70
Features: 1, 4, 11 **Control:** Dual Function
Notes: Dual Wheel Carpet Casters. NJ & KY In-Stock: -30 Coal FreeFlex®

Fabric	List Price
-30 Coal FreeFlex®	400.00
A	415.00
B	435.00
C	460.00
R	495.00



92553 ProGrid® Mesh Back Manager's Chair with Height Adjustable Arms, Ratchet Back and Fabric Seat
Overall Size: 25.25W x 25.25D x 36.258-42.25H
Seat: 20.25W x 19.25D x 4T **Back:** 19W x 21H **Seat Range:** 19-22.5
Arms to Floor: 25.5 **Carton Wt:** 47 **UPS Wt:** 47 **COM:** 0.75 yds
Carton: 25L x 25W x 14H **Cube:** 5.06 **Options:** CG50, SW70
Features: 1, 4, 7, 8 **Control:** 2-to-1 Synchro Tilt
Notes: Nylon Base. NJ, KY and TX In-Stock: -30 Coal FreeFlex®

NEW

Fabric	List Price
-30 Coal FreeFlex®	375.00
A	395.00
B	415.00
C	438.00
R	485.00



98346 ProGrid® Mesh Back Manager's Chair with Leather and Mesh Seat, 3-Way Adjustable Arms with Depth Adjustable Pads and Dual Function Control
Overall Size: 26.75W x 24.75D x 40.5H
Seat: 20.5W x 19D x 3.5T **Back:** 19.75W x 20.5H **Seat Range:** 19-22.75
Arms to Floor: 27 **Carton Wt:** 58 **UPS Wt:** 58 **COM:** N/A
Carton: 25L x 25W x 15H **Cube:** 5.42 **Options:** CG50, SW70
Features: 1, 4, 11 **Control:** Dual Function
Notes: Dual Wheel Carpet Casters

Fabric	List Price
ProGrid® Back Black Leather and Mesh Fabric Seat	430.00



93720 ProGrid® Mesh High Back Chair with 3-Way Adjustable Arms, Seat Slider and Synchro Control with Infinite Lock and Titanium Finish Aluminum Base
 Overall Size: 27.75W x 27.25D x 43-45.75H
 Seat: 20W x 18.5D Back: 21.25W x 24H Seat Range: 19.5-21.75
 Arms to Floor: 26.25 Carton Wt: 64 UPS Wt: 71 COM: N/A
 Carton: 37L x 26W x 15H Cube: 8.35 Options: CG50, SW70
 Features: 1, 3, 4, 7, 8, 9, 15 Control: Synchro with Seat Slider
 Notes: Dual Wheel Carpet Casters.

Seat Slider

Fabric	List Price
ProGrid® Seat and Back	650.00



97720C Mesh High Back Chair with Fabric Seat, 3-Way Adjustable Arms, Seat Slider and Synchro Control with Infinite Lock and Chrome Finish Base
 Overall Size: 28.75W x 28.75D x 40.5-46H
 Seat: 20.25W x 19.5D x 3.25T Back: 19W x 22.75H Seat Range: 18-21
 Arms to Floor: 26 Carton Wt: 68 UPS Wt: 71 COM: N/A
 Carton: 37L x 26W x 15H Cube: 8.35 Options: CG50, SW70
 Features: 1, 3, 4, 7, 8, 9, 15 Control: Synchro with Seat Slider
 Notes:

Seat Slider

Fabric -30 Coal FreeFlex®	List Price
A	795.00
B	820.00
C	850.00
R	895.00



97720 ProGrid® Mesh High Back Chair with Fabric Seat, 3-Way Adjustable Arms, Seat Slider and Synchro Control with Infinite Lock and Titanium Finish Base
 Overall Size: 27W x 25.75D x 43.25-46H
 Seat: 20.5W x 19.5D x 3.25T Back: 21.5W x 25.5H Seat Range: 18-20.75
 Arms to Floor: 25.75 Carton Wt: 67 UPS Wt: 71 COM: N/A
 Carton: 37L x 26W x 15H Cube: 8.35 Options: CG50, SW70
 Features: 1, 3, 4, 7, 8, 9, 15 Control: Synchro with Seat Slider
 Notes: Dual Wheel Carpet Casters. Cal 133 Compliant.
 TX In-Stock: -30 Coal FreeFlex® and -R107 Dillon Black
 NJ In-Stock: -30 Coal FreeFlex®

*New Colors Seat Slider

Fabric -30 Coal FreeFlex®	List Price
-R105 Dillon Blue	575.00
-R107 Dillon Black	595.00
A	595.00
B	625.00
C	650.00
R	705.00



92583C Mesh Back Drafting Chair with Padded Fabric Seat, Adjustable Footring, and Chrome Base
 Overall Size: 28.75W x 25.5D x 43.5-53.75H
 Seat: 20.75W x 19.25D x 4T Back: 19W x 18.25H Seat Range: 26.75-36.75
 Arms to Floor: N/A Carton Wt: 54 UPS Wt: 57 COM: 0.5 yd
 Carton: 27L x 27W x 16H Cube: 6.75 Options: CG50, SW70
 Features: 1, 2, 4 Control: Pneumatic
 Notes: Dual Wheel Carpet Casters

NEW

Fabric -30 Coal FreeFlex®	List Price
A	520.00
B	545.00
C	575.00
R	620.00



92583 ProGrid® Mesh Drafting Chair with Adjustable Footring and Dual Wheel Locking Carpet Casters
 Overall Size: 27W x 24.75D x 41-50H
 Seat: 20.5W x 19.25D Back: 19.75W x 19.75H Seat Range: 24.25-33.5
 Arms to Floor: N/A Carton Wt: 45 UPS Wt: 50 COM: 0.5 yds
 Carton: 27L x 26W x 14H Cube: 5.68 Options: CG50, SW70
 Features: 1, 3, 4 Control: Pneumatic
 Notes:

Fabric -30 Coal FreeFlex®	List Price
A	450.00
B	475.00
C	500.00
R	550.00



97511C Air Mist Mesh Back Manager's Chair with Padded Fabric Seat, Built-In Lumbar Support, Adjustable Arms and Chrome Base.
 Overall Size: 27.5W x 26D x 41.25-45H
 Seat: 20W x 19.75D Back: 20.5W x 24.25H Seat Range: 17.25-21
 Arms to Floor: 24.75 Carton Wt: 58 UPS Wt: 58 COM: 0.75 yd
 Carton: 29L x 25W x 14H Cube: 5.87 Options: CG50, SW70
 Features: 1, 2, 4 Control: Self-Adjusting
 Notes: Dual Wheel Carpet Casters

NEW

Fabric -30 Coal FreeFlex®	List Price
A	555.00
B	580.00
C	610.00
R	655.00



83730T Padded Seat and Back Visitor's Chair with Titanium Finish Frame
 Overall Size: 24.25W x 24.75D x 37.25H
 Seat: 19.25W x 17.75D x 3.25 Back: 18W x 19H x 3T Seat Range: 19.25 Fixed
 Arms to Floor: 27 Carton Wt: 30 UPS Wt: 40 COM: 0.75 yds
 Carton: 35L x 23W x 12H Cube: 5.59 Options: N/A
 Features: N/A Control: N/A
 Notes: TX In-Stock: -30

NEW

Fabric -30 Coal FreeFlex®	List Price
A	330.00
B	355.00
C	385.00
R	430.00



83750C Padded Seat and Back Visitor's Chair with Chrome Finish Frame
 Overall Size: 24.25W x 24.75D x 37.25H
 Seat: 19.25W x 17.75D x 3.25 Back: 18W x 19H x 3T Seat Range: 19.25 Fixed
 Arms to Floor: 27 Carton Wt: 30 UPS Wt: 40 COM: 0.75 yds
 Carton: 35L x 23W x 12H Cube: 5.59 Options: N/A
 Features: N/A Control: N/A
 Notes:

NEW

Fabric -30 Coal FreeFlex®	List Price
A	330.00
B	355.00
C	385.00
R	430.00



88710C Guest Chair with Mesh Back, Padded Fabric Seat and Chrome Finish Frame
 Overall Size: 25.5W x 24.75D x 36.5H
 Seat: 18.5W x 19D Back: 19.75W x 19.25H Seat Range: 19 Fixed
 Arms to Floor: 26.75 Carton Wt: 55 UPS Wt: 55 COM: 0.75 yds
 Carton: 32L x 22W x 9H Cube: 3.66 Options: N/A
 Features: N/A Control: N/A
 Notes:

NEW

Fabric -30 Coal FreeFlex®	List Price
A	330.00
B	355.00
C	385.00
R	430.00



85640 ProGrid® Mesh Back Visitor's Chair with Padded Fabric Seat, Contoured Arms, Casters and Titanium Finish Frame
 Overall Size: 24.5W x 23.25D x 37.75H
 Seat: 17W x 19.75D x 2.25T Back: 19.75W x 20H Seat Range: 18.5 Fixed
 Arms to Floor: 26.75 Carton Wt: 24 UPS Wt: 40 COM: 0.75 yds
 Carton: 34L x 22W x 11H Cube: 4.76 Options: SW72
 Features: N/A Control: N/A
 Notes: NJ, KY and TX In-Stock: -30 Coal FreeFlex®

Fabric -30 Coal FreeFlex®	List Price
A	275.00
B	290.00
C	305.00
R	330.00



85670 ProGrid® Mesh Back Visitor's Chair with Padded Fabric Seat, Contoured Arms and Titanium Finish Frame
 Overall Size: 24.5W x 23.25D x 37.75H
 Seat: 17W x 19.75D x 2.25T Back: 19.75W x 20H Seat Range: 18.5 Fixed
 Arms to Floor: 26.75 Carton Wt: 24 UPS Wt: 40 COM: 0.75 yds
 Carton: 34L x 22W x 11H Cube: 4.76 Options: N/A
 Features: N/A Control: N/A
 Notes: NJ, KY and TX In-Stock: -30 Coal FreeFlex®

Fabric -30 Coal FreeFlex®	List Price
A	265.00
B	280.00
C	295.00
R	320.00



84510 ProGrid® Mesh Back Visitor's Chair with Padded Fabric Seat, Contoured Arms and Titanium Finish Frame
 Overall Size: 25.5W x 24D x 36.5H
 Seat: 18.5W x 19.5D x 3.25T Back: 20.75W x 21.75H Seat Range: 18.5 Fixed
 Arms to Floor: 26 Carton Wt: 23 UPS Wt: 39 COM: 0.7 yds
 Carton: 34L x 21W x 11H Cube: 4.54 Options: N/A
 Features: N/A Control: N/A
 Notes: Stacks with 84540. NJ, KY and TX In-Stock: -30 Coal FreeFlex®

Fabric -30 Coal FreeFlex®	List Price
A	305.00
B	320.00
C	335.00
R	360.00



84540 ProGrid® Mesh Back Visitor's Chair with Padded Fabric Seat, Arms, Casters and Titanium Finish Frame
Overall Size: 25.5W x 24D x 36.5H
Seat: 18.5W x 19.5D x 3.25T **Back:** 20.75W x 21.75H **Seat Range:** 18.5 Fixed
Arms to Floor: 26 **Carton Wt:** 23 **UPS Wt:** 39 **COM:** 0.7 yds
Carton: 34L x 21W x 11H **Cube:** 4.54 **Options:** SW72
Features: N/A **Control:** N/A
Notes: Stacks with 84510. NJ, KY and TX In-Stock: -30 Coal FreeFlex®

Fabric -30 Coal FreeFlex®	List Price
A	315.00
B	330.00
C	345.00
R	370.00



88627C
TALL STACKING CHAIRS



88627C Tall Stacking Visitor's Chair with Breathable Mesh Back and Black FreeFlex® -30 Seat with Chrome Sled Base
Overall Size: 22.25W x 25D x 44.75H
Seat: 17W x 18.5D x 1.75T **Back:** 19.5W x 16H **Seat Range:** 29.5 Fixed
Weights: 443/43 **UPS Weights:** 43 (2-Pack Only)
Carton: 46L x 27W x 93H (22-Pack) **Cube:** 66.84
Carton: 50L x 28W x 22H (2-Pack) **Cube:** 17.82
Notes: Stacking. Sold in 22 Bulk pack w/Dolly, or 2-Pack.
 TX In-Stock: 88627C-30.

Fabric -30 Coal FreeFlex®	List Price
88627C22-30 (22 Pack w/Dolly)	5500.00
88627C2-30 (2-Pack)	570.00



88627C Tall Stacking Visitor's Chair with Breathable Mesh Back and Custom Fabric (A) or Fun Colors Seat with Chrome Sled Base
Overall Size: 22.25W x 25D x 44.75H
Seat: 17W x 18.5D x 1.75T **Back:** 19.5W x 16H **Seat Range:** 29.5 Fixed
Weights: 443/43 **UPS Weights:** 43 (2-Pack Only)
Carton: 46L x 27W x 93H (22-Pack) **Cube:** 66.84
Carton: 50L x 28W x 22H (2-Pack) **Cube:** 17.82
Notes: Stacking. Sold in 22 Bulk pack w/Dolly, or 2-Pack.
 9201 Carbon/Grey 9208 Camel 9270 Orange
 9276 Red 9278 Blue 9279 Green

Fabric A	List Price
FUN COLORS FABRIC PROGRAM (Seat Only)	
88627C22 (22 Pack w/Dolly)	5830.00
88627C2 (2-Pack)	620.00



86724R ProGrid® Mesh Back Visitor's Chair with Padded Fabric Seat and Titanium Finish Frame
Overall Size: 20.25W x 24D x 33.25H
Seat: 18W x 19D x 3T **Back:** 19W x 15H **Seat Range:** 17.25 Fixed
Arms to Floor: N/A **Carton Wt:** 19 **UPS Wt:** 25 **COM:** 0.75 yds
Carton: 27L x 21W x 9H **Cube:** 2.95 **Options:** N/A
Features: N/A **Control:** N/A
Notes: Stacking. **86724R REPLACES 86724.**

Fabric -30 Coal FreeFlex®	List Price
A	210.00
B	220.00
C	235.00
R	253.00



86725R ProGrid® Mesh Back Visitor's Chair with Padded Fabric Seat, Titanium Finish Sled Base
Overall Size: 20.25W x 23.5D x 33H
Seat: 18W x 18.75D x 2.75T **Back:** 17.25W x 15H **Seat Range:** 18.75 Fixed
Arms to Floor: N/A **Carton Wt:** 23 **UPS Wt:** 26 **COM:** 0.75 yds
Carton: 27L x 22W x 9H **Cube:** 3.09 **Options:** N/A
Features: N/A **Control:** N/A
Notes: Stacking. **86725R REPLACES 86725.**
 NJ, KY and TX In-Stock: -30 Coal FreeFlex®

Fabric -30 Coal FreeFlex®	List Price
A	230.00
B	240.00
C	255.00
R	295.00



88657C Tall Stacking Visitor's Chair with Ventilated Plastic Back and Black FreeFlex® (-30) Seat with Chrome Sled Base
Overall Size: 22.5W x 25.25D x 45.25H
Seat: 17W x 18D **Back:** 19.75W x 16.5H **Seat Range:** 29.5 Fixed
Carton: 48L x 21W x 99H (23-Pack) **Cube:** 57.75 **Wt:** 434 **UPS Wt:** NonUPS
Carton: 53L x 31W x 24H (4-Pack) **Cube:** 22.18 **Wt:** 77 **UPS Wt:** NonUPS
Carton: 49L x 28W x 24H (2-Pack) **Cube:** 19.05 **Wt:** 41 **UPS Wt:** NonUPS
Notes: Pricing Reflects in Packs. Stacking.
 Sold in 23 Bulk pack w/Dolly, or 2-Pack.

Fabric -30 Coal FreeFlex®	List Price
88657C23-30 (23 Pack w/Dolly)	5520.00
88657C4-30 (4-Pack)	1080.00
88657C2-30 (2-Pack)	600.00



88657C Tall Stacking Visitor's Chair with Ventilated Plastic Back and Custom Fabric (A) or Fun Colors Seat with Chrome Sled Base
Overall Size: 22.5W x 25.25D x 45.25H
Seat: 17W x 18D **Back:** 19.75W x 16.5H **Seat Range:** 29.5 Fixed
Carton: 48L x 21W x 99H (23-Pack) **Cube:** 57.75 **Wt:** 434 **UPS Wt:** NonUPS
Carton: 53L x 31W x 24H (4-Pack) **Cube:** 22.18 **Wt:** 77 **UPS Wt:** NonUPS
Carton: 49L x 28W x 24H (2-Pack) **Cube:** 19.05 **Wt:** 41 **UPS Wt:** NonUPS
Notes: Pricing Reflects in Packs. Stacking.
 Sold in 23 Bulk pack w/Dolly, or 2-Pack.

Fabric A	List Price
FUN COLORS FABRIC PROGRAM (Seat Only)	
88657C23 (23 Pack w/Dolly)	5980.00
88657C4 (4-Pack)	1200.00
88657C2 (2-Pack)	660.00




8455 Stacking Chair with Ventilated Plastic Back and Black FreeFlex® -30 Seat with Chrome Sled Base
Overall Size: 20.25W x 24D x 33.25H
Seat: 18.5W x 19D x 3T **Back:** 19W x 15H **Seat Range:** 17.75 Fixed
Weights: 248/65/35 **UPS Weights:** 100 (2-Pack Only)
Carton: 75L x 39W x 22H (20-Pack) 41L x 27W x 22H (4-Pack) 37L x 25W x 22H (2-Pack)
Cube: 37.23/14.09/11.77
Notes: Stacking and Ganging. Sold in 20 Bulk pack w/Dolly, 4-Pack or 2-Pack. TX In-Stock: 8455C4-30 Coal FreeFlex®


Fabric -30 Coal FreeFlex®	List Price
8455C20-30 (20 Pack w/Dolly)	2530.00
8455C4-30 (4-Pack)	540.00
8455C2-30 (2-Pack)	290.00




82720/82720R Upholstered Contour Back Armless Visitor's Chair with Titanium Finish Frame
Overall Size: 20.5W x 22.25D x 33.75H
Seat: 18W x 19.5D x 2.5T **Back:** 19W x 16.5H x 1T **Seat Range:** 18.75 Fixed
Arms to Floor: N/A **Carton Wt:** 21 **UPS Wt:** 30 **COM:** 1.0 yds
Carton: 29L x 23W x 9H **Cube:** 3.47 **Options:** N/A
Features: N/A **Control:** N/A
Notes: Stacks with Models 82710R and 82740R. **82720R REPLACES 82720.**
 NJ and KY In-Stock: -30 Coal FreeFlex®


Fabric -30 Coal FreeFlex®	List Price
A	190.00
B	200.00
C	215.00
R	230.00


	<p>82710R Upholstered Contour Back Visitor's Chair with Arms and Titanium Finish Frame</p> <p>Overall Size: 24.75W x 23.25D x 34H Seat: 18.25W x 18.25D x 1.5T Back: 19W x 13.75H x .5T Seat Range: 19 Fixed Arms to Floor: 27 Carton Wt: 22 UPS Wt: 30 COM: 1.0 yds Carton: 32L x 21W x 9H Cube: 3.5 Options: N/A Features: N/A Control: N/A Notes: Stacks with Models 82720R and 82740R. 82710R REPLACES 82710.</p>	<p>Fabric -30 Coal FreeFlex®</p>	<p>List Price 195.00</p>
		A	205.00
		B	215.00
		C	230.00
		R	245.00


	<p>82740R Cal 133 Compliant Upholstered Seat and Back Visitor's Chair with Arms, Casters and Titanium Finish Frame</p> <p>Overall Size: 24.75W x 23.25D x 34H Seat: 18.25W x 18.25D x 1.5T Back: 19W x 13.75H x .5T Seat Range: 19 Fixed Arms to Floor: 27 Carton Wt: 20 UPS Wt: 33 COM: 1.0 yds Carton: 32L x 21W x 10H Cube: 3.88 Options: SW72 Features: N/A Control: N/A Notes: Stacks with Models 82710R and 82720R. 82740R REPLACES 82740. NJ, KY & TX In-Stock: -30 Coal FreeFlex®</p>	<p>Fabric -30 Coal FreeFlex®</p>	<p>List Price 205.00</p>
		A	215.00
		B	225.00
		C	240.00
		R	255.00


	<p>86710R ProGrid® Mesh Back with Padded Fabric Seat Visitor's Chair with Arms and Titanium Finish Frame</p> <p>Overall Size: 25W x 23D x 34H Seat: 18W x 20D x 2T Back: 20W x 14.5H Seat Range: 18 Fixed Arms to Floor: 26.75 Carton Wt: 24 UPS Wt: 33 COM: .75 yds Carton: 32L x 21W x 10H Cube: 3.89 Options: N/A Features: N/A Control: N/A Notes: Stacks with Model 86740R. 86710R REPLACES 86710. NJ and KY In-Stock: -30 Coal FreeFlex®</p>	<p>Fabric -30 Coal FreeFlex®</p>	<p>List Price 205.00</p>
		A	215.00
		B	225.00
		C	240.00
		R	255.00


	<p>86740R ProGrid® Mesh Back with Padded Fabric Seat Visitor's Chair with Casters, Arms and Titanium Finish Frame</p> <p>Overall Size: 25W x 23D x 34H Seat: 18W x 20D x 2T Back: 20W x 14.5H Seat Range: 18 Fixed Arms to Floor: 26.75 Carton Wt: 20 UPS Wt: 33 COM: 0.75 yds Carton: 32L x 21W x 10H Cube: 3.89 Options: SW72 Features: N/A Control: N/A Notes: Stacks with Models 82710R and 82720R. REPLACES 86740. NJ and KY In-Stock: -30 Coal FreeFlex®</p>	<p>Fabric -30 Coal FreeFlex®</p>	<p>List Price 215.00</p>
		A	225.00
		B	235.00
		C	250.00
		R	265.00


	<p>8610 Ventilated Plastic Wrap Around Back Visitor's Chair with Arms and Titanium Finish Frame</p> <p>Overall Size: 25W x 23D x 34H Seat: 18W x 20D x 2T Back: 20W x 14.5H Seat Range: 18 Fixed Arms to Floor: 26.75 Carton Wt: 19 UPS Wt: 33 COM: 0.75 yds Carton: 32L x 21W x 10H Cube: 3.89 Options: N/A Features: N/A Control: N/A Notes: Stacks with Models 8620 and 8640 KY and TX In-Stock: -30 Coal FreeFlex®</p>	<p>Fabric -30 Coal FreeFlex®</p>	<p>List Price 185.00</p>
		A	195.00
		B	205.00
		C	220.00
		R	235.00


	<p>8620 Ventilated Plastic Wrap Around Back Armless Visitor's Chair with Titanium Finish Frame</p> <p>Overall Size: 20.5W x 23D x 34H Seat: 18W x 20D x 2T Back: 20W x 14.5H Seat Range: 18 Fixed Arms to Floor: N/A Carton Wt: 17 UPS Wt: 24 COM: 0.75 yds Carton: 26L x 21W x 9H Cube: 2.84 Options: N/A Features: N/A Control: N/A Notes: Stacks with Models 8610 and 8640 NJ, KY and TX In-Stock: -30 Coal FreeFlex®</p>	<p>Fabric -30 Coal FreeFlex®</p>	<p>List Price 170.00</p>
		A	180.00
		B	190.00
		C	205.00
		R	220.00


	<p>8640 Ventilated Plastic Wrap Around Back Visitor's Chair with Arms, Casters and Titanium Finish Frame</p> <p>Overall Size: 25W x 23D x 34H Seat: 18W x 19.5D x 2.5T Back: 18.5W x 16.5H Seat Range: 18 Fixed Arms to Floor: 26.75 Carton Wt: 19 UPS Wt: 33 COM: 0.75 yds Carton: 32L x 21W x 10H Cube: 3.88 Options: SW72 Features: N/A Control: N/A Notes: Stacks with Models 8610 and 8620. NJ and KY In-Stock: -30 Coal FreeFlex®</p>	<p>Fabric -30 Coal FreeFlex®</p>	<p>List Price 195.00</p>
		A	205.00
		B	215.00
		C	230.00
		R	245.00

	<p>84230/84270 ProGrid® Checkered Mesh Back Folding Chair with Casters and Titanium or Black Finish Frame (2-Pack)</p> <p>Overall Size: 26W x 23.25D x 36.5H Seat: 18W x 19D Back: 19W x 19H Seat Range: 19 Fixed Arms to Floor: 26.75 Carton Wt: 66 UPS Wt: 86 COM: 0.5 yds Carton: 27L x 27W x 24H Cube: 10.12 Options: SW72, CG60 Features: N/A Control: N/A Notes:</p>	<p>Fabric 84230 Black Frame 84270 Titanium Frame -30 Coal FreeFlex®</p>	<p>List Price 650.00</p>
		A	682.00
		B	716.00
		C	752.00
		R	805.00


	<p>84220 Deluxe ProGrid® Mesh Back Armless Folding Chair with Casters and Titanium Finish Frame (2-Pack)</p> <p>Overall Size: 22.5W x 25D x 36H Seat: 18.25W x 19D x 2.5T Back: 18W x 18H Seat Range: 19.25 Fixed Arms to Floor: N/A Carton Wt: 52 UPS Wt: 68 COM: 0.75 yds Carton: 25L x 24W x 23H Cube: 7.98 Options: SW72, CG60 Features: N/A Control: N/A Notes: Seat Folds up for Horizontal Nesting. Sold in 2-Pack Only. NJ, KY and TX In-Stock: -30 Coal FreeFlex®</p>	<p>Fabric -30 Coal FreeFlex®</p>	<p>List Price 610.00</p>
		A	642.00
		B	676.00
		C	712.00
		R	765.00

	<p>84440 Deluxe ProGrid® Mesh Back Folding Chair with Arms, Casters and Titanium Finish Frame (2-Pack)</p> <p>Overall Size: 24W x 23.75D x 36.5H Seat: 18.5W x 19D x 2.5T Back: 21.5W x 20.75H Seat Range: 19.25 Fixed Arms to Floor: 26.75 Carton Wt: 60 UPS Wt: 79 COM: 0.75 yds Carton: 26L x 26W x 24H Cube: 9.38 Options: SW72, CG60 Features: N/A Control: N/A Notes: Seat Folds up for Horizontal Nesting. Sold in 2-Pack Only NJ, KY and TX In-Stock: -30 Coal FreeFlex®</p>	<p>Fabric -30 Coal FreeFlex®</p>	<p>List Price 650.00</p>
		A	682.00
		B	716.00
		C	752.00
		R	805.00

	<p>83220 Ventilated Plastic Wrap Around Back Armless Folding Chair with Casters and Titanium Finish Frame (2-Pack)</p> <p>Overall Size: 24.5W x 22D x 34H Seat: 18W x 19D x 2.5T Back: 18.5W x 14.25H Seat Range: 19.25 Fixed Arms to Floor: N/A Carton Wt: 55 UPS Wt: 62 COM: 0.75 yds Carton: 24L x 24W x 22H Cube: 7.33 Options: SW72, CG60 Features: N/A Control: N/A Notes: Seat Folds up for Horizontal Nesting. Sold in 2-Pack Only NJ, KY and TX In-Stock: -30 Coal FreeFlex®</p>	<p>Fabric -30 Coal FreeFlex®</p>	<p>List Price 430.00</p>
		A	452.00
		B	470.00
		C	500.00
		R	540.00

	<p>84330 Ventilated Plastic Wrap Around Back Folding Chair with Arms, Casters and Titanium Finish Frame (2-Pack)</p> <p>Overall Size: 24.5W x 22D x 34H Seat: 18W x 19D x 2.5T Back: 18.5W x 14.25H Seat Range: 19.25 Fixed Arms to Floor: 26.75 Carton Wt: 55 UPS Wt: 79 COM: 0.75 yds Carton: 26L x 26W x 24H Cube: 9.38 Options: SW72, CG60 Features: N/A Control: N/A Notes: Seat Folds up for Horizontal Nesting. Sold in 2-Pack Only. NJ, KY and TX In-Stock: -30 Coal FreeFlex®</p>	<p>Fabric -30 Coal FreeFlex®</p>	<p>List Price 470.00</p>
		A	492.00
		B	516.00
		C	540.00
		R	580.00

Options



⚙️ **SW72 Soft Wheel Caster (set of 4)**
 🌿 Carton Wt: 2 Cube: 0.2
 📏 Designed For: 84540, 82740R, 86740, 8640, 84220, 84230, 84270, 84440, 83220, and 84330
 📦 List Price: 25.00 (set of 4)




⚙️ **CG60 Glides (Fixed Position - set of 4)**
 🌿 Carton Wt: 2 Cube: 0.2
 📏 Designed For: 84540, 82740R, 86740, 8640, 84220, 84230, 84270, 84440, 83220, and 84330
 📦 List Price: 25.00 (set of 4) **NEW**




⚙️ **SW70 Soft Wheel Caster (set of 5)**
 🌿 Carton Wt: 2 Cube: 0.2
 📏 Designed For: Most Work Smart & Space Chairs - See individual Chair Options
 📦 List Price: 30.00 (set of 5)


ProGrid® Mesh Folding Chairs




⚙️ 81101 Deluxe ProGrid® Mesh Seat and Back Folding Chair with White Finish Frame (2-Pack) 🌿 Overall Size: 20.25W x 22D x 34.25H 📏 Seat: 17.5W x 18.25D Back: 20.25W x 11H Seat Range: 17.75 Fixed 📏 Arms to Floor: N/A Carton Wt: 30 UPS Weight: 37 COM: N/A 📏 Carton: 45L x 21W x 8H Cube: 4.37 Options: N/A 📏 Features: N/A Control: N/A 📝 Notes: Sold in 2-Pack Only Gangable and Stackable. REPLACES Beige Frame. Patent# US D647,718 S	Fabric ProGrid® Seat and Back 400 lbs.	List Price 280.00 (2-Pack)
---	--	--



⚙️ 81308 Deluxe ProGrid® Mesh Seat and Back Folding Chair with Black Finish Frame (2-Pack) 🌿 Overall Size: 20.25W x 22D x 34.25H 📏 Seat: 17.5W x 18.25D Back: 20.25W x 11H Seat Range: 17.75 Fixed 📏 Arms to Floor: N/A Carton Wt: 32 UPS Weight: 31 COM: N/A 📏 Carton: 43L x 21W x 7H Cube: 3.65 Options: N/A 📏 Features: N/A Control: N/A 📝 Notes: Sold in 2-Pack Only Gangable and Stackable. Patent# US D647,718 S	Fabric ProGrid® Seat and Back 400 lbs.	List Price 280.00 (2-Pack)
---	--	--



⚙️ 81608 Deluxe ProGrid® Mesh Seat and Back Folding Chair with Silver Finish Frame (2-Pack) 🌿 Overall Size: 20.25W x 22.75D x 34.25H 📏 Seat: 17.5W x 18.25D Back: 20.25W x 11H Seat Range: 17.75 Fixed 📏 Arms to Floor: N/A Carton Wt: 29 UPS Weight: 35 COM: N/A 📏 Carton: 46L x 22W x 7H Cube: 3.65 Options: N/A 📏 Features: N/A Control: N/A 📝 Notes: Sold in 2-Pack Only Gangable and Stackable. Patent# US D647,718 S	Fabric ProGrid® Seat and Back 400 lbs.	List Price 280.00 (2-Pack)
---	--	--




⚙️ **HAT60241 4 ft. Wide Pneumatic Height Adjustable Table with Locking Black Casters. Steel Frame/Laminate Top.**
 📏 Overall Size: 47.25W x 23.5D x 30.25 - 43.25H
 📏 Height Minimum: 30.25 Height Maximum: 43.25
 📏 Carton Wt: 98 UPS Wt: 98
 📏 Carton: 50L x 26W x 7H Cube: 5.26 Options: HB4GLIDE
 📏 Static Load Weight Capacity: 200 lbs.
 📝 Notes: Complete Set.



📏 **HB4GLIDE Floor Glides (set of 4)**
 📏 Carton Wt: 1 Cube: 0.195
 📏 Designed For: PHAT & HAT Tables
 📏 List Price: \$25 (set of 4)

Finish	List Price
HAT60241-1 White Frame/White Top	825.00
HAT60241-U White Frame/Urban Walnut Top	
HAT60243-M Black Frame/Mahogany Top	
HAT60247-G Titanium Frame/GreyTop	




⚙️ **HAT60251 5 ft. Wide Pneumatic Height Adjustable Table with Locking Black Casters. Steel Frame/Laminate Top.**
 📏 Overall Size: 59W x 23.5D x 30.25 - 43.25H
 📏 Height Minimum: 30.25 Height Maximum: 43.25
 📏 Carton Wt: 113 UPS Wt: 113
 📏 Carton: 62L x 26W x 7H Cube: 6.5 Options: HB4GLIDE
 📏 Static Load Weight Capacity: 200 lbs.
 📝 Notes: Complete Set. UPSable, Oversized Package



📏 **HB4GLIDE Floor Glides (set of 4)**
 📏 Carton Wt: 1 Cube: 0.195
 📏 Designed For: PHAT & HAT Tables
 📏 List Price: \$25 (set of 4)

Finish	List Price
HAT60251-1 White Frame/White Top	875.00
HAT60251-U White Frame/Urban Walnut Top	
HAT60253-M Black Frame/Mahogany Top	
HAT60257-G Titanium Frame/GreyTop	




⚙️ **HAT60261 6 ft. Wide Pneumatic Height Adjustable Table with Locking Black Casters. Steel Frame/Laminate Top.**
 📏 Overall Size: 70.75W x 23.5D x 30.25 - 43.25H
 📏 Height Minimum: 30.25 Height Maximum: 43.25
 📏 Carton Wt: 127 UPS Wt: 127
 📏 Carton: 73L x 26W x 7H Cube: 7.68 Options: HB4GLIDE
 📏 Static Load Weight Capacity: 200 lbs.
 📝 Notes: Complete Set. UPSable, Oversized Package

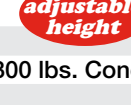


📏 **HB4GLIDE Floor Glides (set of 4)**
 📏 Carton Wt: 1 Cube: 0.195
 📏 Designed For: PHAT & HAT Tables
 📏 List Price: \$25 (set of 4)

Finish	List Price
HAT60261-1 White Frame/White Top	950.00
HAT60261-U White Frame/Urban Walnut Top	
HAT60263-M Black Frame/Mahogany Top	
HAT60267-G Titanium Frame/GreyTop	





📏 **PHT70523/PHT70527/PHT70521 Pneumatic Height Adjustable Table with White Dry-Erase Table Top**
 📏 Overall Size: 47.25W x 23.5D x 41H
 📏 Height Minimum: 29 Height Maximum: 41
 📏 Carton Wt: 61 UPS Wt: 61
 📏 Carton: 49L x 25W x 5H Cube: 3.5 Options: N/A
 📏 Static Load Weight Capacity: 400 lbs. Distributed, 300 lbs. Concentrated
 📝 Notes: Color Finish Reflects Base Color
 📏 KY In-Stock: PHT70527




📏 **HB4GLIDE Floor Glides (set of 4)**
 📏 Carton Wt: 1 Cube: 0.195
 📏 Designed For: PHAT & HAT Tables
 📏 List Price: \$25 (set of 4)


Finish	List Price
PHT70523 Black	595.00
PHT70527 Titanium	
PHT70521 White	


	<p>HZN25 Computer Desk with Keyboard Tray, Bronze Tempered Glass Top and Black Textured Powder Coated Frame</p> <p>Overall Size: 42W x 26D x 30H</p> <p>Carton Wt: 73 UPS Wt: 73 Carton: 43L x 29W x 9H Cube: 6.49 Options: N/A</p> <p>Notes: Free Standing or Connect to HZN25L to make L Shape. L Shape Size is 78" x 68". Will Connect Left or Right.</p>	Finish	List Price
		Black Textured Powder Coat and Bronze Glass	452.00


	<p>HZN25L Side Desk with Corner Connector, Bronze Tempered Glass Top and Black Textured Powder Coated Frame</p> <p>Overall Size: 52W x 26D x 30H Corner Size: 26W x 26D</p> <p>Carton Wt: 87 UPS Wt: 87 Carton: 55L x 32W x 7H Cube: 7.12 Options: N/A</p> <p>Notes: Free Standing or Connect to HZN25 to make L Shape. L Shape Size is 78" x 68". Will Connect Left or Right.</p>	Finish	List Price
		Black Textured Powder Coat and Bronze Glass	495.00


	<p>HZN30 File Caddy with Casters, Glides Included</p> <p>Overall Size: 19.75W x 16D x 21H</p> <p>Carton Wt: 9 UPS Wt: 10 Carton: 22L x 18W x 5H Cube: 1.14 Options: CG50, SW70</p> <p>Notes: Holds Letter and Legal Size Hanging Folders</p>	Finish	List Price
		Black Textured Powder Coat	125.00


	<p>PRD3060D 60" Writing Desk with Black or White Laminate Top and Black or White Finish Metal Legs.</p> <p>Overall Size: 59.75W x 30.25D x 29.25H Desk Size: 60W x 30D x 1T</p> <p>Carton Wt: 56 UPS Wt: 64 Carton: 64L x 34W x 6H Cube: 7.55 Options: N/A</p> <p>Notes: UPSable, Oversized Package</p>	Finish	List Price
		White (-WH) or Black (-BLK) Laminate	600.00


	<p>PRD3060 L-Desk 60"W x 66"D in Black or White Laminate Top and Black or White Finish Metal Legs. L-Section Can Be Installed on Left or Right.</p> <p>Overall Size: 60W x 65.75D x 29.75H Desk Size: 60W x 30D x 29.75H Return Size: 35.75W x 20D x 29.75H</p> <p>Carton Wt: 101 UPS Wt: 101 Carton: 64L x 34W x 7H Cube: 8.8 Options: N/A</p> <p>Notes: Return Will Connect Left or Right.</p>	Finish	List Price
		Black Laminate Top and Legs	815.00
		(-WH) White Laminate Top and Legs	


	<p>PRD6024 60" Desktop & Storage Unit with Black or White Laminate Top, Cabinet Storage and Pedestal.</p> <p>Overall Size: 59.75W x 47.5D x 29.75H Storage Size: 48W x 15.5D x 28.75H Pedestal Size: 19W x 15.5D x 28H</p> <p>PRD6024A Carton 1 (Desk/Storage): 66L x 29W x 6H Cube: 6.6 Wt: 115 UPS Wt: 115 PRD6024B Carton 2 (Pedestal): 29L x 27W x 19H Cube: 8.6 Wt: 74 UPS Wt: 74</p> <p>Notes:</p>	Finish	List Price
		Black Laminate Top and Legs	1050.00
		(-WH) White Laminate Top and Legs	


	<p>PRD5215 Privacy Screen for Prado PRD3060 and PRD3060D with 2 Silver Mounting Brackets</p> <p>Overall Size: 52W x 15H</p> <p>Carton Wt: 11 UPS Wt: 13 Carton: 55L x 16W x 3H Cube: 1.4 Options: N/A</p> <p>Notes: Mounting Brackets Feature C-Clamp Design & Screw to Underside of Laminate Top.</p>	Finish	List Price
		Translucent/Silver Frame	315.00

	<p>PRD2415 Privacy Screen for Prado Return and 30" Deep Prado Desks with 2 Silver Mounting Brackets</p> <p>Overall Size: 24W x 15H</p> <p>Carton Wt: 9 UPS Wt: 9 Carton: 29L x 16W x 3H Cube: 0.75 Options: N/A</p> <p>Notes: Mounting Brackets Feature C-Clamp Design & Screw to Underside of Laminate Top.</p>	Finish	List Price
		Translucent/Silver Frame	215.00

	<p>PRDPOW1 Prado Power Unit with Two USB 3.0 and Two Electrical Outlets</p> <p>Overall Size: 3.2W x 3.2D x 2H</p> <p>Carton Wt: 2 UPS Wt: 2 Carton: 4L x 4W x 4H Cube: 0.03 Options: N/A</p> <p>Notes: Fits New Round Grommet Hole of PRD3060 and PRD3060D (80mm Diameter).</p>	Finish	List Price
		Black	145.00

	<p>PRDWire32 32"W Wire Management Tray, Black Plastic, Undersurface Mount. 2-Pack.</p> <p>Overall Size: 32W x 2.5D x 4H</p> <p>Carton Wt: 7 UPS Wt: 7 Carton: 36L x 8W x 5H Cube: 0.75 Options: N/A</p> <p>Notes: Fits Desk or Return on PRD3060 and PRD3060D.</p>	Finish	List Price
		Black	80.00

	<p>PRDFLAT Flat Bracket for Connecting Prado Units. 2-Pack.</p> <p>Overall Size: 2W x 3D</p> <p>Carton Wt: 2 UPS Wt: 2 Carton: 6L x 2W x 1H Cube: 0.006 Options: N/A</p> <p>Notes: Attaches to Underside of PRD3060 and PRD3060D.</p>	Finish	List Price
		Black	16.95

	<p>PRD3529 Multiposition Desk Riser, 10-Position Manual Height Adjustment, Spring-Assist Lift, and Dual Handles in Black or White Finish</p> <p>Overall Size: 35.5W x 29D x 16.75H Worksurface: 35W x 20D Keyboard Platform: 26W x 13D</p> <p>Carton Wt: 68 UPS Wt: 68 Carton: 38L x 33W x 6H Cube: 4.35 Options: N/A</p> <p>Notes: Supports up to 33 lbs. Patent No. US 9,681,746 Fits 30"D Desks and Work Surfaces NO ASSEMBLY REQUIRED</p>	Finish	List Price
		White (-WH) or Black (-BLK)	495.00



PRD42RT 42" Round Conference Table with Black or White Laminate Top and Metal Legs.
Overall Size: 42W x 42D x 29.5H
Desk Size: 42W x 42D x 1T
Carton Wt: 53 **UPS Wt:** 62
Carton: 46L x 46W x 6H **Cube:** 7.34 **Options:** N/A
Notes:

Finish	List Price
White (-WH) or Black (-BLK) Laminate	460.00



PRD3230 30" High 2-Shelf Bookcase with 1 Adjustable Shelf, 3/4" Shelf Thickness in Black or White Laminate
Overall Size: 31.5W x 11.75D x 29.75H
Carton Wt: 47 **UPS Wt:** 47
Carton: 35L x 33W x 3H **Cube:** 2.0 **Options:** N/A
Notes:

Finish	List Price
White (-WH) or Black (-BLK) Laminate	175.00



PRD3248 48" High 3-Shelf Bookcase with 2 Adjustable Shelves, 3/4" Shelf Thickness in Black or White Laminate
Overall Size: 31.5W x 12D x 48H
Carton Wt: 68 **UPS Wt:** 68
Carton: 49L x 33W x 3H **Cube:** 2.8 **Options:** N/A
Notes:

Finish	List Price
White (-WH) or Black (-BLK) Laminate	245.00



PRD3260 60" High 4-Shelf Bookcase with 2 Adjustable and 2 Fixed Shelves, 3/4" Shelf Thickness in Black or White Laminate
Overall Size: 31.5W x 12D x 60H
Carton Wt: 86 **UPS Wt:** 86
Carton: 61L x 33W x 3H **Cube:** 3.49 **Options:** N/A
Notes:

Finish	List Price
White (-WH) or Black (-BLK) Laminate	305.00



PRD3085 Mobile File with Hidden Drawer and Casters
Overall Size: 15.5W x 19.5D x 28H
Carton Wt: 75 **UPS Wt:** 75
Carton: 29L x 22W x 19H **Cube:** 7.01 **Options:** N/A
Notes: Applicable for models PRD3060 L-Desk and PRD3060D Desk.

Finish	List Price
White (-WH) or Black (-BLK) Laminate	515.00



Shown:
THP-U42



Work Smart® offers workspace solutions through an extensive range of commercial products. Office seating, guest seating, reception, and lobby furnishings are offered to create the most flexible work environments. Engineered for productivity, efficiency, and the best in functionality and value.



33320 Mid Back Dual Function Ergonomic Chair with Ratchet Back Height Adjustment without Arms
 Overall Size: 20W x 20.5D x 39.25H
 Seat: 20W x 18.25D x 2.25T Back: 16.75W x 17H x 2.75T Seat Range: 17.5-21
 Arms to Floor: N/A Carton Wt: 49 UPS Wt: 41 COM: 1.0 yds
 Carton: 24L x 24W x 14H Cube: 4.66 Options: CG50, SW70
 Features: 1, 2, 4, 11 Control: Dual Function
 Notes:

Fabric	List Price
-30 Coal FreeFlex®	300.00
A	315.00
B	332.00
C	350.00
R	375.00



33327 Mid Back Dual Function Ergonomic Chair with Ratchet Back Height Adjustment and Height and Width Adjustable Arms
 Overall Size: 24.25W x 20.5D x 39.25H
 Seat: 20W x 18.25D x 2.25T Back: 16.75W x 17H x 2.75T Seat Range: 17.5-21
 Arms to Floor: 23.5 Carton Wt: 49 UPS Wt: 49 COM: 1.0 yds
 Carton: 24L x 24W x 14H Cube: 4.66 Options: CG50, SW70
 Features: 1, 2, 4, 11 Control: Dual Function
 Notes:

Fabric	List Price
-30 Coal FreeFlex®	385.00
A	400.00
B	417.00
C	435.00
R	460.00



33340 High Back Dual Function Ergonomic Chair with Ratchet Back Height Adjustment without Arms
 Overall Size: 20W x 20.5D x 42.25H
 Seat: 20W x 18.25D x 2.25T Back: 17.25W x 20H x 2.75T Seat Range: 17.5-21
 Arms to Floor: N/A Carton Wt: 42 UPS Wt: 44 COM: 1.0 yds
 Carton: 27L x 24W x 14H Cube: 5.25 Options: CG50, SW70
 Features: 1, 2, 4, 11 Control: Dual Function
 Notes:

Fabric	List Price
-30 Coal FreeFlex®	320.00
A	335.00
B	352.00
C	372.00
R	400.00



33347 High Back Dual Function Ergonomic Chair with Ratchet Back Height Adjustment and Height and Width Adjustable Arms
 Overall Size: 24.25W x 20.5D x 42.25H
 Seat: 20W x 18.25D x 2.25T Back: 17.25W x 20H x 2.75T Seat Range: 18.25-22
 Arms to Floor: 23.5 Carton Wt: 50 UPS Wt: 50 COM: 1.0 yds
 Carton: 27L x 24W x 14H Cube: 5.25 Options: CG50, SW70
 Features: 1, 2, 4, 11 Control: Dual Function
 Notes:

Fabric	List Price
-30 Coal FreeFlex®	405.00
A	420.00
B	437.00
C	453.00
R	490.00



36420 Dual Function Ergonomic Chair with Back Height Adjustment
 Overall Size: 18.5W x 23D x 44H
 Seat: 18.5W x 17.75D x 3.5T Back: 16W x 18.5H x 2.75T Seat Range: 15.25-20.5
 Arms to Floor: N/A Carton Wt: 50 UPS Wt: 50 COM: 0.8 yds
 Carton: 24L x 24W x 14H Cube: 4.66 Options: CG50, SW70
 Features: 1, 2, 4, 11 Control: Dual Function
 Notes: KY In-Stock: -231 Icon Black

Fabric	List Price
A	270.00
B	285.00
C	305.00
R	338.00



36427 Dual Function Ergonomic Chair with Back Height Adjustment and Height Adjustable Arms
 Overall Size: 24.5W x 23D x 44H
 Seat: 18.5W x 17.75D x 3.5T Back: 16W x 18.5H x 2.75T Seat Range: 15.25-20.5
 Arms to Floor: 24.25 Carton Wt: 45 UPS Wt: 45 COM: 0.8 yds
 Carton: 24L x 24W x 14H Cube: 4.66 Options: CG50, SW70
 Features: 1, 2, 4, 11 Control: Dual Function
 Notes:

Fabric	List Price
A	355.00
B	370.00
C	390.00
R	423.00



8180 Sculptured Ergonomic Manager's Chair with Adjustable Arms
 Overall Size: 22.75W x 23.5D x 34 - 39.5H
 Seat: 18.5W x 18D x 3.75T Back: 16.75W x 17H x 3T Seat Range: 18 - 22.75
 Arms to Floor: 24.5 Carton Wt: 43 UPS Wt: 43 COM: 0.8 yds
 Carton: 24L x 24W x 13H Cube: 4.33 Options: CG50, SW70, SK7, SK5
 Features: 1, 2, 4, 10 Control: Multi-Task
 Notes: NJ In-Stock: -231

Fabric	List Price
A	295.00
B	310.00
C	334.00
R	360.00



2907 High Back Multi Function Ergonomic Chair with Ratchet Back Height Adjustment and 2-Way Adjustable Arms
 Overall Size: 26W x 26.5D x 42.25-45.75H
 Seat: 20.25W x 21D x 3.5T Back: 19.75W x 25H x 2.5T Seat Range: 19-22.5
 Arms to Floor: 25.5 Carton Wt: 61 UPS Wt: 61 COM: 2.0 yds
 Carton: 29L x 26W x 15H Cube: 6.54 Options: CG50, SW70
 Features: 1, 2, 4, 8, 13 Control: Multi Function
 Notes: NJ In-Stock: -231

Fabric	List Price
A	460.00
B	485.00
C	520.00
R	560.00



3121 Mid Back 2-to-1 Synchro Tilt Ergonomic Chair with 2-Way Adjustable Soft Padded Arms and Molded Foam
 Overall Size: 28.5W x 23.5D x 37.25-40.5H
 Seat: 20.25W x 19.5D x 3.5T Back: 19.5W x 19.75H x 3T Seat Range: 18.5 -21.75
 Arms to Floor: 25.25 Carton Wt: 50 UPS Wt: 54 COM: 1.0 yds
 Carton: 30L x 26W x 14H Cube: 6.31 Options: CG50, SW70
 Features: 1, 4, 7, 8, 9 Control: 2-to-1 Synchro Tilt
 Notes: NJ, KY and TX In-Stock: -231 Icon Black

Fabric	List Price
A	350.00
B	370.00
C	398.00
R	425.00



3121FB Mid Back 2-to-1 Synchro Tilt Ergonomic Chair with 2-Way Adjustable Soft Padded Arms and Molded Foam
 Overall Size: 27.25W x 25.25D x 41.5H
 Seat: 20.5W x 19D x 3.5T Back: 19.5W x 21H x 3.5T Seat Range: 18.5 -22.25
 Arms to Floor: 24.75 Carton Wt: 46 UPS Wt: 50 COM: 1.0 yds
 Carton: 29L x 25W x 14H Cube: 5.87 Options: CG50, SW70
 Features: 1, 4, 7, 8, 9 Control: 2-to-1 Synchro Tilt
 Notes: Fabric Back

Fabric	List Price
A	365.00
B	385.00
C	428.00
R	455.00



3121TB Cal 133 Compliant Mid Back 2-to-1 Synchro Tilt Ergonomic Chair with 2-Way Adjustable Soft Padded Arms and Molded Foam
 Chair Specs: See 3121 above
 The 3121TB is available in the following limited fabric selection
 A Grade: Icon, Diamond, Festival, Legend, Gavotte and Ridgecrest
 B Grade: Fine Tune and City Park
 Notes: Cal 133 Fire Barrier Compliant Fabric

Fabric	List Price
A	540.00
B	600.00



43891 Mid Back Multi Function Chair with Ratchet Back Height Adjustment, Fabricated Back, Seat Slider and 2-Way Adjustable Arms
 Overall Size: 29W x 27.25D x 45H
 Seat: 20W x 20D x 3.5T Back: 19W x 19H x 3.5T Seat Range: 18 -21.25
 Arms to Floor: 25.25 Carton Wt: 61 UPS Wt: 61 COM: 1.75 yds
 Carton: 27L x 26W x 15H Cube: 6.09 Options: CG50, SW70
 Features: 1, 2, 4, 8, 13, 15 Control: Multi Function
 Notes: This Chair has a Seat Slider and Forward Pitch. REPLACES 43801
 Seat Slider

Fabric	List Price
A	450.00
B	475.00
C	510.00
R	550.00



43808 Multi Function Ergonomic Chair with Ratchet Back and Adjustable Soft Padded Arms
 Overall Size: 25W x 25.5D x 34.25H
 Seat: 20W x 20D x 3.5T Back: 19W x 19H x 3.5T Seat Range: 17.5 -21
 Arms to Floor: 25.5 Carton Wt: 55 UPS Wt: 55 COM: 1.25 yds
 Carton: 27L x 25W x 15H Cube: 5.85 Options: CG50, SW70, SK1, SK5
 Features: 1, 2, 4, 8, 13 Control: Multi Function
 Notes: NJ and KY In-Stock: -231 Icon Black

Fabric	List Price
A	415.00
B	438.00
C	470.00
R	510.00



43819 Multi Function Ergonomic Chair with Ratchet Back and Adjustable Soft Padded Arms
 Overall Size: 26.5W x 25.5D x 46.25H
 Seat: 20W x 20D x 3.5T Back: 19W x 21.75H x 3.5T Seat Range: 18 -21.25
 Arms to Floor: 26 Carton Wt: 56 UPS Wt: 56 COM: 1.0 yd
 Carton: 27L x 26W x 15H Cube: 6.09 Options: CG50, SW70
 Features: 1, 2, 4, 8, 13 Control: Multi Function
 Notes: NJ In-Stock: -231 Black

Fabric	List Price
A	445.00
B	470.00
C	505.00
R	560.00



43998 Dual Function Ergonomic Chair with Seat Slider, Ratchet Back and Adjustable Soft Padded Arms
 Overall Size: 26.75W x 25.5D x 39.5-46H
 Seat: 20W x 20D x 3.5T Back: 19W x 21.75H x 3.5T Seat Range: 18.5 -22
 Arms to Floor: 26.5 Carton Wt: 57 UPS Wt: 57 COM: 1.0 yd
 Carton: 27L x 25W x 15H Cube: 5.85 Options: CG50, SW70
 Features: 1, 2, 4, 11, 15 Control: Dual Function
 Notes: NJ and TX In-Stock: -231Black

Fabric	List Price
A	465.00
B	490.00
C	525.00
R	570.00

Seat Slider

Executive Ergonomic Leather



EC4300 Professional Dual Function Ergonomic High Back Bonded Leather Chair with Height Adjustable Padded Arms
 Overall Size: 27.25W x 27.5D x 49H
 Seat: 20.25W x 19.5D x 5T Back: 20.5W x 26.25H x 5T Seat Range: 18 -21.5
 Arms to Floor: 25.25 Carton Wt: 56 UPS Wt: 61 COM: N/A
 Carton: 31L x 25W x 16H Cube: 7.17 Options: CG50, SW70
 Features: 1, 2, 4, 11 Control: Dual Function
 Notes: KY In-Stock: -R107 Dillon Black

Fabric	List Price
Bonded Leather -EC3 Black -EC4 Burgundy	450.00
-R103 Dillon Stratus -R105 Dillon Blue -R107 Dillon Black	450.00



EC4350 Deluxe Multi Function Ergonomic High Back Bonded Leather Chair with Ratchet Back Height and 2-Way Adjustable Arms
 Overall Size: 27.25W x 26D x 48.5H
 Seat: 20.25W x 19.5D x 5T Back: 20.5W x 26.25H x 5T Seat Range: 18 -21.5
 Arms to Floor: 24.5 Carton Wt: 63 UPS Wt: 63 COM: N/A
 Carton: 29L x 26W x 15H Cube: 6.54 Options: CG50, SW70
 Features: 1, 2, 4, 8, 13 Control: Multi Function
 Notes: KY In-Stock: -R107 Dillon Black

Fabric	List Price
Bonded Leather -EC3 Black	475.00
-R107 Dillon Black	475.00

Pneumatic Task Chairs



33101 Deluxe Task Chair with Ratchet Back Height Adjustment without Arms
 Overall Size: 20W x 23.25D x 34.5-41.5H
 Seat: 20W x 18.25D x 2.25T Back: 16.75W x 17-20H x 2.75T Seat Range: 18.25 -23.5
 Arms to Floor: N/A Carton Wt: 40 UPS Wt: 40 COM: 1.0 yds
 Carton: 24L x 23W x 14H Cube: 4.47 Options: 07, CG50, SW70, SK7, SK5
 Features: 1, 2, 3, 4 Control: Pneumatic
 Notes:

Fabric	List Price
-30 FreeFlex®	260.00
A	275.00
B	290.00
C	305.00
R	330.00



33107 Deluxe Task Chair with Ratchet Back Height Adjustment and Height and Width Adjustable Arms
 Overall Size: 24.25W x 23.25D x 41.5H
 Seat: 20W x 18.25D x 2.25T Back: 16.75W x 17H x 2.75T Seat Range: 18.75 -24
 Arms to Floor: N/A Carton Wt: 41 UPS Wt: 41 COM: 1.0 yds
 Carton: 24L x 23W x 14H Cube: 4.47 Options: CG50, SW70, SK7, SK5
 Features: 1, 2, 3, 4 Control: Pneumatic
 Notes:

Fabric	List Price
-30 Coal FreeFlex®	345.00
A	360.00
B	375.00
C	390.00
R	415.00



8120 Sculptured Task Chair
 Overall Size: 24.75W x 25D x 33-40.75H
 Seat: 18.5W x 18.25D x 4.5T Back: 16.75W x 16-18.25H x 3.25T Seat Range: 17.5 -22.75
 Arms to Floor: N/A Carton Wt: 28 UPS Wt: 29 COM: 0.8 yds
 Carton: 24L x 24W x 10H Cube: 3.33 Options: 07, CG50, SW70, SK7, SK5
 Features: 1, 2, 3, 4 Control: Pneumatic
 Notes: NJ and KY In-Stock: -231 Icon Black

Fabric	List Price
A	220.00
B	232.00
C	245.00
R	265.00

Specialty Seating



41572 High Back Executive Chair with Ratchet Back and Adjustable Arms
 Overall Size: 27W x 24.5D x 39.25 - 45.5H
 Seat: 20W x 20.5D x 4T Back: 18.5W x 24H x 3T Seat Range: 18.5 -22
 Arms to Floor: 26 Carton Wt: 53 UPS Wt: 53 COM: 1.25 yds
 Carton: 26L x 26W x 15H Cube: 5.86 Options: CG50, SW70
 Features: 1, 4, 7, 8, 9 Control: 3 Position Locking 2-to-1 Synchro Tilt
 Notes: NJ In-Stock: -231

Fabric	List Price
-231 Icon Black	365.00
A	375.00
B	395.00
C	425.00
R	495.00

REINSTATED



41573 Mid Back Executive Chair with Ratchet Back and Adjustable Arms
 Overall Size: 27W x 24.5D x 35.5 - 41.75H
 Seat: 20W x 20.5D x 4T Back: 18.5W x 20.5H x 3T Seat Range: 18.5 -22
 Arms to Floor: 26 Carton Wt: 50 UPS Wt: 50 COM: 1.25 yds
 Carton: 26L x 25W x 15H Cube: 5.64 Options: CG50, SW70
 Features: 1, 4, 7, 8, 9 Control: 3 Position Locking 2-to-1 Synchro Tilt
 Notes: NJ In-Stock: -231

Fabric	List Price
-231 Icon Black	338.00
A	350.00
B	370.00
C	395.00
R	440.00

REINSTATED



41575 Executive Guest Chair to 41572 and 41573
 Overall Size: 24W x 23D x 36.5H
 Seat: 19W x 20.5D x 4T Back: 18W x 20H x 3T Seat Range: 19.5 Fixed
 Arms to Floor: 26.25 Carton Wt: 27 UPS Wt: 59 COM: 1.25 yds
 Carton: 36L x 24W x 12H Cube: 6.0 Options: N/A
 Features: N/A Control: N/A
 Notes: NJ In-Stock: -231

Fabric	List Price
-231 Icon Black	225.00
A	232.00
B	245.00
C	260.00
R	295.00

REINSTATED



EX2651 Executive Mid Back Manager's Chair with C style Arms
 Overall Size: 26.25W x 27D x 39-43.5H
 Seat: 20.5W x 19.25D x 3.5T Back: 20.25W x 20.5H x 4.5T Seat Range: 19.5 -24.25
 Arms to Floor: 27.25 Carton Wt: 40 UPS Wt: 48 COM: 1.75 yds
 Carton: 27L x 26W x 14H Cube: 5.68 Options: CG50, SW70
 Features: 1, 4, 5, 8, 9 Control: Locking Tilt
 Notes: NJ In-Stock: -231 Black

Fabric	List Price
-231 Icon Black	400.00
A	425.00
B	458.00
C	498.00
R	555.00



EX2654 Executive High Back Manager's Chair with C style Arms

Overall Size: 28.25W x 30.25D x 41.25-46H
 Seat: 20W x 19.25D x 4.5T Back: 20W x 23.25H x 5T Seat Range: 20.25 -25
 Arms to Floor: 27.25 Carton Wt: 42 UPS Wt: 52 COM: 1.75 yds
 Carton: 29L x 26W x 14H Cube: 6.1 Options: CG50, SW70
 Features: 1, 4, 5, 8, 9 Control: Locking Tilt
 Notes: NJ In-Stock: -231Black

Fabric	List Price
-231 Icon Black	410.00
A	436.00
B	470.00
C	510.00
R	568.00



EX2655 Matching Conference/Visitor's Chair to EX2654 and EX2651

Overall Size: 26W x 27D x 35H
 Seat: 21W x 20D x 4T Back: 21W x 21H x 4T Seat Range: 19 Fixed
 Arms to Floor: 27.75 Carton Wt: 43 UPS Wt: 43 COM: 1.75 yds
 Carton: 25L x 22W x 15H Cube: 4.77 Options: N/A
 Features: N/A Control: N/A
 Notes: NJ In-Stock: -231 Black

Fabric	List Price
-231 Icon Black	340.00
A	362.00
B	390.00
C	425.00
R	472.00

Healthcare Seating



BC9601HT Hip Patient Chair with soft PU Arms, Sturdy Titanium Metal Frame

Overall Size: 24.75W x 27.75D x 39.75H
 Seat: 22W x 20.5D x 3.5T Back: 21.25W x 17.25H x 3.25T Seat Range: 24.25 Fixed
 Arms to Floor: 32 Carton Wt: 53 UPS Wt: 66 COM: 2.0 yds
 Carton: 36L x 31W x 12H Cube: 7.75 Options: N/A
 Features: N/A Control: N/A
 Notes: **NEW**

Fabric	List Price
A	525.00
B	565.00
C	615.00
R	685.00

Big & Tall 400 lbs.



BC9602HT Hip Patient Chair with soft PU Arms, Sturdy Titanium Metal Frame

Overall Size: 28.75W x 28D x 39.75H
 Seat: 26.25W x 20.5D x 3.5T Back: 25.25W x 17.25H x 3.25T Seat Range: 24.25 Fixed
 Arms to Floor: 32 Carton Wt: 58 UPS Wt: 66 COM: 2.5 yds
 Carton: 36L x 31W x 12H Cube: 7.75 Options: N/A
 Features: N/A Control: N/A
 Notes: **NEW**

Fabric	List Price
A	575.00
B	625.00
C	685.00
R	765.00

Big & Tall 400 lbs.



BC90222 Loveseat with soft PU Arms, Sturdy Titanium Metal Frame

Overall Size: 47W x 27.25D x 34.25H
 Seat: 44W x 20.5D x 3.5T Back: 42.5W x 17.25H x 3.25T Seat Range: 19.75 Fixed
 Arms to Floor: 26.75 Carton Wt: 72 UPS Wt: 72 COM: 2.75 yds
 Carton: 45L x 29W x 11H Cube: 8.3 Options: N/A
 Features: N/A Control: N/A
 Notes: **NEW**

Fabric	List Price
A	750.00
B	810.00
C	885.00
R	990.00

Big & Tall 400 lbs.



BC9601 Large Occupant Chair with soft PU Arms, Sturdy Titanium Metal Frame.

Overall Size: 24.75W x 27.75D x 35H
 Seat: 21.75W x 21D x 3.5T Back: 20.75W x 16H x 3.25T Seat Range: 19.75 Fixed
 Arms to Floor: 27 Carton Wt: 47 UPS Wt: 48 COM: 2.0 yds
 Carton: 36L x 27W x 10H Cube: 5.62 Options: N/A
 Features: N/A Control: N/A
 Notes: NJ In-Stock: -R107 Dillon Black. KY In-Stock: -R102 Dillon Java & -R103 Dillon Stratus. TX in-Stock: -R105 Dillon Blue & -R107 Dillon Black

Fabric	List Price
A	405.00
B	420.00
C	440.00
R	475.00

Big & Tall 300 lbs.



BC9602 Large Occupant Chair with soft PU Arms, Sturdy Titanium Metal Frame

Overall Size: 29.25W x 24.5D x 34.5H
 Seat: 25.75W x 19.5D x 3.5T Back: 25.25W x 16.75H x 3T Seat Range: 19.25 Fixed
 Arms to Floor: 26.75 Carton Wt: 52 UPS Wt: 53 COM: 2.5 yds
 Carton: 36L x 27W x 11H Cube: 6.18 Options: N/A
 Features: N/A Control: N/A
 Notes: NJ In-Stock: -R107 Dillon Black. KY In-Stock: -R107 Dillon Black TX in-Stock: -R105 Dillon Blue & -R107 Dillon Black.

Fabric	List Price
A	450.00
B	475.00
C	500.00
R	550.00

Big & Tall 400 lbs.



BC9603 Large Occupant Chair with soft PU Arms, Sturdy Titanium Metal Frame

Overall Size: 32W x 27D x 35H
 Seat: 29W x 20.5D x 3.5T Back: 29W x 16H x 2.75T Seat Range: 19.25 Fixed
 Arms to Floor: 26.75 Carton Wt: 58 UPS Wt: 60 COM: 2.75 yds
 Carton: 36L x 31W x 11H Cube: 7.1 Options: N/A
 Features: N/A Control: N/A
 Notes: NJ In-Stock: -R107 Dillon Black. TX in-Stock: -R105 Dillon Blue & -R107 Dillon Black

Fabric	List Price
A	505.00
B	550.00
C	600.00
R	675.00

Big & Tall 500 lbs.

Executive Seating - Big Man's Chairs / Bonded Leather



EX1098-3M Executive Big Man's Chair with Mesh Seat and Back, Padded Height Adjustable Arms and Chrome Base. Supports up to 350 lbs.

Overall Size: 27.5W x 28.75D x 45H
 Seat: 21.5W x 19D x 5T Back: 22W x 23.25H x 4.5T Seat Range: 20.75 -24.25
 Arms to Floor: 26.5 Carton Wt: 66 UPS Wt: 66 COM: N/A
 Carton: 31L x 27W x 15H Cube: 7.26 Options: CG50, SW70
 Features: 1, 4, 5, 8, 9 Control: Locking Tilt
 Notes:

Frame/Fabric	List Price
-3M Chrome/Mesh	595.00

Big & Tall 350 lbs.



EC1283C-EC3 Executive Bonded Leather Big Man's Chair with Padded Loop Arms and Chrome Base. Supports up to 350 lbs.

Overall Size: 27.75W x 31D x 43.5-46.75H
 Seat: 23W x 19.5D x 4.5T Back: 22W x 24H x 4.5T Seat Range: 19.75 -23.5
 Arms to Floor: 27.75 Carton Wt: 57 UPS Wt: 67 COM: N/A
 Carton: 34L x 27W x 15H Cube: 7.96 Options: CG50, SW70
 Features: 1, 4, 5, 8, 9 Control: Locking Tilt
 Notes:

Frame/Fabric	List Price
-EC3 Chrome/Black Bonded Leather	650.00

Big & Tall 350 lbs.



ECH12801-EC1 Espresso Bonded Leather Big Man's Chair with Coated Padded Loop Arms and Cocoa Metal Base. Supports up to 350 lbs.

Overall Size: 28.5W x 29.75D x 44-47H
 Seat: 22.5W x 21.75D x 5.75T Back: 22.25W x 31.5H x 5.75T Seat Range: 20.5-23.5
 Arms to Floor: 27.75 Carton Wt: 62 UPS Wt: 66 COM: N/A
 Carton: 32L x 28W x 15H Cube: 7.77 Options: CG50, SW70
 Features: 1, 4, 5, 8, 9 Control: Locking Tilt
 Notes:

Frame/Fabric	List Price
-EC1 Cocoa/Espresso Bonded Leather	650.00

Big & Tall 350 lbs.

Executive Seating - Bonded Leather



EC9230 High Back Bonded Leather Executive Chair with Padded Arms

Overall Size: 28.75W x 29D x 42.25-46H
 Seat: 20W x 19D x 4T Back: 20.5W x 24.75H x 4T Seat Range: 18.25 -22.25
 Arms to Floor: 27 Carton Wt: 40 UPS Wt: 57 COM: N/A
 Carton: 32L x 26W x 14H Cube: 6.74 Options: CG50, SW70
 Features: 1, 4, 5, 8, 9 Control: Locking Tilt
 Notes: REPLACES EC1220

Fabric	List Price
Bonded Leather -EC3 Black	395.00



NJ KY TX **EC9231** Mid Back Bonded Leather Executive Chair with Padded Arms
Overall Size: 26W x 27.5D x 38.25-42H
Seat: 20W x 19D x 4T **Back:** 20W x 21.5H x 4T **Seat Range:** 17.75 -21.75
Arms to Floor: 27.5 **Carton Wt:** 39 **UPS Wt:** 49 **COM:** N/A
Carton: 28L x 24W x 15H **Cube:** 5.83 **Options:** CG50, SW70
Features: 1, 4, 5, 8, 9 **Control:** Locking Tilt
Notes: REPLACES EC1221

Fabric	List Price
Bonded Leather -EC3 Black	370.00



NJ KY TX **EC9235** Bonded Leather Visitor's Chair with Padded Arms and Sled Base
Overall Size: 24.5W x 26.5D x 38.25H
Seat: 20W x 19D x 4T **Back:** 20W x 21.25H x 4T **Seat Range:** 18.5 Fixed
Arms to Floor: 28 **Carton Wt:** 36 **UPS Wt:** 45 **COM:** N/A
Carton: 28L x 22W x 15H **Cube:** 5.34 **Options:** N/A
Features: N/A **Control:** N/A
Notes: REPLACES EC1225

Fabric	List Price
Bonded Leather -EC3 Black	340.00

Executive Seating - Bonded Leather / Coated Finish



NJ KY TX **EC6583** Executive High Back Bonded Leather Chair with Color Match Stitching
Overall Size: 26.25W x 29.5D x 43-46H
Seat: 20.75W x 20.75D x 4.5T **Back:** 20W x 26.75H x 4T **Seat Range:** 19-22
Arms to Floor: 27 **Carton Wt:** 40 **UPS Wt:** 52 **COM:** N/A
Carton: 29L x 26W x 14H **Cube:** 6.1 **Options:** CG50, SW70
Features: 1, 4, 5, 8, 9 **Control:** Locking Tilt
Notes: TX In-Stock: -EC42 Charcoal Grey and -EC3 Black
KY In-Stock: -EC3 Black **New Color**

Fabric	List Price
Bonded Leather -EC42 Charcoal Grey -EC3 Black -EC4 Burgundy -EC16 Green -EC21 Tan	395.00



ECH8967K5-EC1/ECH8967R5-EC3 Executive Bonded Leather Chair, Two-Tone (-EC1) and Matching (-EC3) Stitching with Coated Flip Arms & Coated Nylon Base
Overall Size: 26.75W x 25.5D x 40.75H
Seat: 20W x 19D x 4.5T **Back:** 20W x 20.5H x 4T **Seat Range:** 17.75 -21.75
Arms to Floor: 25.75 **Carton Wt:** 40 **UPS Wt:** 40 **COM:** N/A
Carton: 26L x 23W x 13H **Cube:** 4.49 **Options:** CG50, SW70
Features: 1, 4, 5, 8, 9 **Control:** Locking Tilt
Notes: ECH8967K5-EC1: Two-Tone Stitching. ECH8967R5-EC3: Matching Stitching. No Black End Caps.

Frame/Fabric	List Price
ECH8967K5-EC1 Cocoa/Espresso ECH8967R5-EC3 Silver/Black	375.00



NJ KY **ECH37811-EC1/ECH37816-EC3/ECH37817-EC3** Executive Bonded Leather Chair with Adjustable Coated Flip Arms and Coated Nylon Base
Overall Size: 24.5W x 26.25D x 41.75H
Seat: 20.25W x 19D x 4.4T **Back:** 19W x 20.5H x 3T **Seat Range:** 18-21.75
Arms to Floor: 31.25 **Carton Wt:** 36 **UPS Wt:** 50 **COM:** N/A
Carton: 28L x 26W x 14H **Cube:** 5.89 **Options:** CG50, SW70
Features: 1, 4, 7, 8, 9 **Control:** Locking Tilt
Notes: NJ In-Stock: -ECH37817-EC3 Titanium/Black
KY In-Stock: ECH37816-EC3 Silver/Black

Frame/Fabric	List Price
ECH37811-EC1 Cocoa/Espresso ECH37816-EC3 Silver/Black ECH37817-EC3 Titanium/Black	450.00



KY **ECH91231-EC1/ECH91236-EC3/ECH91237-EC3** High Back Bonded Leather Executive Manager's Chair with Padded Flip Arms and Coated Nylon Base
Overall Size: 26.75W x 29D x 39.25 - 43H
Seat: 20.5W x 20.5D x 4.5T **Back:** 21.5W x 29.25H x 4.5T **Seat Range:** 18 -21.75
Arms to Floor: 27 **Carton Wt:** 42 **UPS Wt:** 57 **COM:** N/A
Carton: 30L x 26W x 15H **Cube:** 6.77 **Options:** CG50, SW70
Features: 1, 4, 5, 8, 9 **Control:** Locking Tilt
Notes: KY In-Stock: ECH91236-EC3 Silver/Black

Frame/Fabric	List Price
ECH91231-EC1 Cocoa/Espresso ECH91236-EC3 Silver/Black ECH91237-EC3 Titanium/Black	425.00



ECH91211-EC1/ECH91216-EC3/ECH91217-EC3 Mid-Back Bonded Leather Executive Manager's Chair with Padded Flip Arms and Coated Nylon Base
Overall Size: 26.75W x 28.5D x 35.5 - 39H
Seat: 20.5W x 20.5D x 4.5T **Back:** 20.5W x 25.25H x 4T **Seat Range:** 18 -21.75
Arms to Floor: 27 **Carton Wt:** 40 **UPS Wt:** 52 **COM:** N/A
Carton: 27L x 26W x 15H **Cube:** 6.09 **Options:** CG50, SW70
Features: 1, 4, 5, 8, 9 **Control:** Locking Tilt
Notes:

Frame/Fabric	List Price
ECH91211-EC1 Cocoa/Espresso ECH91216-EC3 Silver/Black ECH91217-EC3 Titanium/Black	395.00



NJ KY **ECH38615A-EC1/ECH38665A-EC3/ECH38675A-EC3** Executive Bonded Leather Chair with Adjustable Padded Flip Arms and Coated Nylon Base
Overall Size: 26W x 30.25D x 47H
Seat: 21.5W x 20D x 4.5T **Back:** 21W x 24.5H x 4.5T **Seat Range:** 18.75 - 23.75
Arms to Floor: 26.5 **Carton Wt:** 40 **UPS Wt:** 54 **COM:** N/A
Carton: 30L x 26W x 14H **Cube:** 6.32 **Options:** CG50, SW70
Features: 1, 4, 5, 8, 9 **Control:** Locking Tilt
Notes: NJ In-Stock: ECH38665A-EC3, ECH38675A-EC3
KY In-Stock: ECH38665A-EC3

Frame/Fabric	List Price
ECH38615A-EC1 Cocoa/Espresso ECH38665A-EC3 Silver/Black ECH38675A-EC3 Titanium/Black	560.00



NJ KY TX **ECH68801-EC1/ECH68807-EC3** Executive Bonded Leather Chair with Padded Arms and Coated Nylon Base
Overall Size: 28.5W x 30D x 43.25-46.25H
Seat: 21W x 20D x 5.25T **Back:** 21W x 24.75H x 5T **Seat Range:** 19.25 -22.25
Arms to Floor: 27 **Carton Wt:** 52 **UPS Wt:** 61 **COM:** N/A
Carton: 32L x 26W x 15H **Cube:** 7.22 **Options:** CG50, SW70
Features: 1, 4, 5, 8, 9 **Control:** Locking Tilt
Notes: NJ, KY and TX In-Stock: ECH68807-EC3 Titanium/Black

Frame/Fabric	List Price
ECH68801-EC1 Cocoa/Espresso ECH68807-EC3 Titanium/Black	520.00



NJ KY TX **ECH83501-EC1/ECH83507-EC3** Executive Bonded Leather Chair with Padded Arms and Coated Nylon Base
Overall Size: 28.25W x 30.5D x 42.5-45.5H
Seat: 21.25W x 22D x 5.5T **Back:** 21.25W x 25.5H x 5.75T **Seat Range:** 18.75 -22
Arms to Floor: 25.5 **Carton Wt:** 41 **UPS Wt:** 59 **COM:** N/A
Carton: 29L x 26W x 16H **Cube:** 6.98 **Options:** CG50, SW70
Features: 1, 4, 5, 8, 9 **Control:** Locking Tilt
Notes: NJ, KY & TX In-Stock: ECH83507-EC3

Frame/Fabric	List Price
ECH83501-EC1 Cocoa/Espresso ECH83507-EC3 Titanium/Black	500.00



ECH89186-EC3/ECH89187-EC3 Executive Bonded Leather Chair with Coil Spring Seat, Padded Arms and Coated Nylon Base
Overall Size: 28.25W x 30D x 47.25H
Seat: 21W x 19.25D x 4.5T **Back:** 21.25W x 27H x 4.25T **Seat Range:** 18.5 -21.25
Arms to Floor: 26 **Carton Wt:** 51 **UPS Wt:** 63 **COM:** N/A
Carton: 33L x 26W x 15H **Cube:** 7.44 **Options:** CG50, SW70
Features: 1, 4, 5, 8, 9 **Control:** Locking Tilt
Notes: Coil Spring Seat

Frame/Fabric	List Price
ECH89186-EC3 Silver/Black ECH89187-EC3 Titanium/Black	530.00



NJ KY **ECH89181-EC1/ECH89181-EC6** Executive Bonded Leather Chair with Coil Spring Seat, Padded Arms and Coated Nylon Base
Overall Size: 28.25W x 30D x 47.25H
Seat: 21W x 19.25D x 4.5T **Back:** 21.25W x 27H x 4.25T **Seat Range:** 18.5 -21.25
Arms to Floor: 26 **Carton Wt:** 44 **UPS Wt:** 63 **COM:** N/A
Carton: 33L x 26W x 15H **Cube:** 7.45 **Options:** CG50, SW70
Features: 1, 4, 5, 8, 9 **Control:** Locking Tilt
Notes: Coil Spring Seat. NJ and KY In-Stock: -ECH89181-EC1

Frame/Fabric	List Price
ECH89181-EC1 Cocoa/Espresso ECH89181-EC6 Cocoa/Wine	530.00



OPH61601-EC1/OPH61606-EC3/OPH61607-EC3/OPH61601-EC6 Executive Bonded Leather Chair with PU Padded Height Adjustable Arms & Coated Base	Frame/Fabric OPH61601-EC1 Cocoa/Espresso OPH61606-EC3 Silver/Black OPH61607-EC3 Titanium/Black OPH61601-EC6 Cocoa/Wine	List Price 675.00
Overall Size: 29 x 26D x 48.5H Seat: 20.5W x 20D x 5.5T Back: 20.5W x 27H x 5T Seat Range: 19.75 -22.25		
Arms to Floor: 26.5 Carton Wt: 60 UPS Wt: 78 COM: N/A		
Carton: 36L x 26W x 17H Cube: 9.2 Options: CG50, SW70		
Features: 1, 4, 5, 6, 8, 9 Control: KneeTilt		
Notes: Coil Spring Seat.		

Executive Seating - Leather



EX5161 Deluxe Mid Back Leather Chair with Padded Loop Arms	Fabric Glove Soft Leather -G11 Tan -G13 Black Top Grain Leather -4 Burgundy	List Price 650.00
Overall Size: 27W x 30.5D x 37-41H Seat: 21.75W x 20D x 5T Back: 20.75W x 19.75H x 5T Seat Range: 19.25 -23.25		
Arms to Floor: 25.75 Carton Wt: 49 UPS Wt: 54 COM: N/A		
Carton: 28L x 26W x 16H Cube: 6.74 Options: CG50, SW70		
Features: 1, 4, 5, 8, 9 Control: Locking Tilt		
Notes: NJ In-Stock: -G13		



EX5162 Leather High Back Chair with Padded Loop Arms	Fabric Glove Soft Leather -G11 Tan -G12 Dark Grey -G13 Black -G16 Green Top Grain Leather -4 Burgundy	List Price 700.00
Overall Size: 27W x 29.25D x 44-48H Seat: 21.5W x 18.25D x 5T Back: 21.5W x 26.5H x 5T Seat Range: 19.5-23		
Arms to Floor: 25.75 Carton Wt: 56 UPS Wt: 72 COM: N/A		
Carton: 34L x 27W x 16H Cube: 8.5 Options: CG50, SW70		
Features: 1, 4, 5, 8, 9 Control: Locking Tilt		
Notes:		

Executive Seating - Faux Leather/Chrome Base



FL52530C High Back Faux Leather Office Chair with Fixed Padded Arms, Chrome Finish Base and Accents	Fabric -U6 Black -U11 White -U42 Charcoal Grey	List Price 530.00
Overall Size: 28.75W x 28.5D x 41-44H Seat: 19.5W x 19D x 2.75T Back: 18.75W x 24.75H Seat Range: 17 - 20		
Arms to Floor: 25.5 Carton Wt: 39 UPS Wt: 77 COM: N/A		
Carton: 38L x 26W x 16H Cube: 9.14 Options: CG50, SW70		
Features: 1, 4, 5, 8, 9 Control: Locking Tilt		
Notes: Replaces TND940A	275 lbs.	



FL52531C Mid-Back Faux Leather Office Chair with Fixed Padded Arms, Chrome Finish Base and Accents	Fabric -U6 Black -U11 White -U42 Charcoal Grey	List Price 500.00
Overall Size: 28.75W x 28.25D x 38.25-41H Seat: 19.25W x 19D x 2.75T Back: 17.75W x 21.5H Seat Range: 17.25 - 20		
Arms to Floor: 25.75 Carton Wt: 38 UPS Wt: 67 COM: N/A		
Carton: 35L x 26W x 15H Cube: 7.89 Options: CG50, SW70		
Features: 1, 4, 5, 8, 9 Control: Locking Tilt		
Notes: Replaces TND941A	275 lbs.	



FL52535C Visitor's Faux Leather Chair with Fixed Padded Arms, Chrome Finish Base and Accents	Fabric -U6 Black -U11 White -U42 Charcoal Grey	List Price 470.00
Overall Size: 22.75W x 24.75D x 38.25H Seat: 19.5W x 19D x 2.75T Back: 17.75W x 21.5H Seat Range: 18 Fixed		
Arms to Floor: 26.25 Carton Wt: 38 UPS Wt: 72 COM: N/A		
Carton: 27L x 26W x 21H Cube: 8.53 Options: N/A		
Features: N/A Control: N/A		
Notes: Replaces TND945A	275 lbs.	



FL1327C Executive Faux Leather Chair with Padded Arms and Chrome Finish Base	Fabric Faux Leather -U6 Black -U9 Red -U11 White -U28 Cream	List Price 500.00
Overall Size: 26.25W x 27.25D x 42-45H Seat: 21.25W x 20.25D x 5.5T Back: 21W x 25.5H x 2.25T Seat Range: 17.75 - 20.75		
Arms to Floor: 26 Carton Wt: 41 UPS Wt: 45 COM: N/A		
Carton: 27L x 26W x 14H Cube: 5.28 Options: CG50, SW70		
Features: 1, 4, 5, 8, 9 Control: Locking Tilt		
Notes: NJ In-Stock: -U6, -U9 and -U11. TX In-Stock: -U6 and -U11		



FL61903C Faux Leather Chair with Chrome Finish Base	Fabric Faux Leather -U6 Black -U11 White -U28 Cream -U42 Charcoal Grey	List Price 380.00
Overall Size: 27W x 25.5D x 32.5H Seat: 17W x 18.75D x 2T Back: 20.5W x 15.5H x 2T Seat Range: 16.75-19.5		
Arms to Floor: N/A Carton Wt: 34 UPS Wt: 48 COM: N/A		
Carton: 26L x 25W x 15H Cube: 5.64 Options: CG50, SW70		
Features: 1, 4, 5, 8, 9 Control: Locking Tilt		
Notes:		



FL80222C Faux Leather Chair with Chrome Finish Base	Fabric -Faux Leather -U6 Black -U11 White -U42 Charcoal Grey	List Price 425.00
Overall Size: 28.75W x 31.25D x 39-42.5H Seat: 17.75W x 18.25D x 4T Back: 21.5W x 20.75H x 4T Seat Range: 19-22.75		
Arms to Floor: 23.25 Weight: 34 UPS Weight: 7110 COM: N/A		
Carton: 32L x 27W x 26H Cube: 13 Options: N/A		
Features: 1, 4, 5, 8, 9 Control: Locking Tilt		
Notes: 360° Swivel		



FL80287C Faux Leather Chair with Padded Flip Arms and Chrome Finish Base	Fabric Faux Leather -U6 Black -U11 White -U28 Cream -U42 Charcoal Grey	List Price 395.00
Overall Size: 24.25W x 26.5D x 38 - 41.5H Seat: 20W x 18.75D x 3.25T Back: 19.5W x 21H x 3T Seat Range: 18.5 - 22		
Arms to Floor: 26 Carton Wt: 40 UPS Wt: 40 COM: N/A		
Carton: 27L x 25W x 12H Cube: 4.5 Options: CG50, SW70		
Features: 1, 4, 5, 8, 9 Control: Locking Tilt		
Notes: NJ In-Stock: -U6 Black		



FL90071C Executive Faux Leather High Back Chair with Padded Arms and Chrome Finish Base	Fabric Faux Leather -U6 Black -U11 White -U28 Cream -U42 Charcoal Grey	List Price 510.00
Overall Size: 24.25W x 26.25D x 47.75H Seat: 18.5W x 19D x 2.75T Back: 17.75W x 25.25H x 2.75T Seat Range: 20-23		
Arms to Floor: 26.5 Carton Wt: 42 UPS Wt: 50 COM: N/A		
Carton: 27L x 25W x 15H Cube: 7.2 Options: CG50, SW70		
Features: 1, 4, 5, 8, 9 Control: Locking Tilt		
Notes: NJ and KY In-Stock: -U6 Black		



FL92970C High Back Faux Leather Chair with Padded Arms and Chrome Finish Base	Fabric Faux Leather -U6 Black -U11 White -U28 Cream -U42 Charcoal Grey	List Price 450.00
Overall Size: 27.75W x 28.25D x 42.75 - 46.75H Seat: 20W x 28.75D x 3.5T Back: 20W x 25.75H x 3.5T Seat Range: 18-22		
Arms to Floor: 26 Carton Wt: 45 UPS Wt: 57 COM: N/A		
Carton: 32L x 26W x 14H Cube: 6.74 Options: CG50, SW70		
Features: 1, 4, 5, 8, 9 Control: Locking Tilt		
Notes: KY In-Stock: -U6 Black and -U42 Charcoal Grey		



NJ KY TX **FL92017C** Mid-Back Faux Leather Chair with Padded Arms and Chrome Finish Base
Overall Size: 23W x 26.75D x 43H
Seat: 19.5W x 22.25D x 2.5T **Back:** 19.25W x 22.25H x 2.5T **Seat Range:** 19 - 22
Arms to Floor: 26.25 **Carton Wt:** 32 **UPS Wt:** 47 **COM:** N/A
Carton: 28L x 26W x 13H **Cube:** 5.4 **Options:** CG50, SW70
Features: 1, 4, 5, 8, 9 **Control:** Locking Tilt
Notes: NJ, KY and TX In-Stock: -U6 and -U11

Fabric	List Price
Faux Leather -U6 Black -U11 White -U42 Charcoal Grey	370.00



KY TX **FL92011C** Low-Back Faux Leather Chair with Padded Arms and Chrome Finish Base
Overall Size: 23W x 26.75D x 36.25 - 38.75H
Seat: 18.25W x 20.75D x 2.75T **Back:** 19W x 19.75H x 2.75T **Seat Range:** 18.25 - 20.75
Arms to Floor: 26.25 **Carton Wt:** 32 **UPS Wt:** 38 **COM:** N/A
Carton: 25L x 24W x 13H **Cube:** 4.51 **Options:** CG50, SW70
Features: 1, 4, 5, 8, 9 **Control:** Locking Tilt
Notes: KY In-Stock: -U6 Black

Fabric	List Price
Faux Leather -U6 Black -U11 White -U42 Charcoal Grey	345.00



NJ TX **FL38610C** Low-Back Faux Leather Guest Chair with PP Arms and Chrome Finish Frame
Overall Size: 24.75W x 24.25D x 34H
Seat: 18.25W x 17.25D x 4T **Back:** 18.25W x 14.5H x 3T **Seat Range:** 19.75
Arms to Floor: 27.25 **Carton Wt:** 25 **UPS Wt:** 50 **COM:** N/A
Carton: 33L x 24W x 13H **Cube:** 5.95 **Options:** N/A
Features: N/A **Control:** N/A
Notes:

Fabric	List Price
Faux Leather -U6 Black -U11 White -U42 Charcoal Grey	335.00



NJ TX **FL38640C** Low-Back Faux Leather Guest Chair with Casters, PP Arms and Chrome Finish Frame
Overall Size: 24.75W x 24.25D x 34H
Seat: 18.25W x 17.25D x 4T **Back:** 18.25W x 14.5H x 3T **Seat Range:** 19.75
Arms to Floor: 27.25 **Carton Wt:** 25 **UPS Wt:** 50 **COM:** N/A
Carton: 33L x 24W x 13H **Cube:** 5.95 **Options:** N/A
Features: N/A **Control:** N/A
Notes: with Casters.

Fabric	List Price
Faux Leather -U6 Black -U11 White -U42 Charcoal Grey	350.00



NJ TX **88710C** Guest Chair with Mesh Back, Padded Fabric Seat and Chrome Finish Frame
Overall Size: 25.5W x 24.75D x 36.5H
Seat: 18.5W x 19D **Back:** 19.75W x 19.25H **Seat Range:** 19 Fixed
Arms to Floor: 26.75 **Carton Wt:** 55 **UPS Wt:** 55 **COM:** 0.75 yds
Carton: 32L x 22W x 9H **Cube:** 3.66 **Options:** N/A
Features: N/A **Control:** N/A
Notes:

Fabric	List Price
-30 Coal FreeFlex®	312.00
A	330.00
B	355.00
C	385.00
R	430.00



KY **EC51832MC** Mid-Back Bonded Leather Manager's Chair with Chrome Arms and Chrome Finish Base
Overall Size: 24.25W x 25.25D x 37 - 40.5H
Seat: 20W x 18.75D x 3T **Back:** 18.5W x 19.5H x 2.5T **Seat Range:** 18.25 - 21.75
Arms to Floor: 26 **Carton Wt:** 40 **UPS Wt:** 41 **COM:** N/A
Carton: 26L x 25W x 13H **Cube:** 4.89 **Options:** CG50, SW70
Features: 1, 4, 5, 8, 9 **Control:** Locking Tilt
Notes: KY In-Stock: -EC51 Chocolate

Fabric	List Price
Bonded Leather -EC51 Chocolate -EC03 Black	500.00



NJ KY TX **FL5380C** High Back Executive Faux Leather Chair with Padded Arms and Chrome Finish Base
Overall Size: 23.25W x 26.75D x 45.75-49H
Seat: 19W x 19D x 3.25T **Back:** 18.25W x 26.75H x 3.5T **Seat Range:** 18.75 - 22
Arms to Floor: 27 **Carton Wt:** 45 **UPS Wt:** 86 **COM:** N/A
Carton: 40L x 26W x 17H **Cube:** 10.23 **Options:** CG50, SW70
Features: 1, 4, 5, 8, 9 **Control:** Locking Tilt
Notes: NJ and KY In-Stock: -U6. TX In-Stock: -U6, -U11 and -U42

Fabric	List Price
Faux Leather -U6 Black -U11 White -U22 Smoke -U42 Charcoal Grey	565.00



NJ KY TX **FL5388C** Mid-Back Executive Faux Leather Chair with Padded Arms and Chrome Finish Base
Overall Size: 26.25W x 27D x 38.5 - 42H
Seat: 19W x 19D x 3.25T **Back:** 17.5W x 19.5H x 3T **Seat Range:** 18.5 - 22
Arms to Floor: 27.25 **Carton Wt:** 41 **UPS Wt:** 63 **COM:** N/A
Carton: 33L x 26W x 15H **Cube:** 7.44 **Options:** CG50, SW70
Features: 1, 4, 5, 8, 9 **Control:** Locking Tilt
Notes: NJ and KY In-Stock: -U6. TX In-Stock: -U6, -U11 and -U42

Fabric	List Price
Faux Leather -U6 Black -U11 White -U22 Smoke -U42 Charcoal Grey	510.00



NJ TX **FL5385C** Mid-Back Faux Leather Visitor's Chair with Padded Arms and Chrome Finish Base
Overall Size: 24W x 25.5D x 35.75H
Seat: 19W x 19D x 2T **Back:** 18W x 18.75H x 2T **Seat Range:** 18 Fixed
Arms to Floor: 26.25 **Carton Wt:** 39 **UPS Wt:** 70 **COM:** N/A
Carton: 25L x 25W x 23H **Cube:** 8.31 **Options:** N/A
Features: N/A **Control:** N/A
Notes: NJ In-Stock: -U6. TX In-Stock: -U6, -U11 and -U42

Fabric	List Price
Faux Leather -U6 Black -U11 White -U22 Smoke -U42 Charcoal Grey	452.00

Executive Seating - Faux Leather/Gold Base



KY **FL22991G** Mid-Back Faux Leather Chair with Gold Finish Arms and Base
Overall Size: 22.5W x 22D x 36.75-40.25H
Seat: 18.75W x 17D x 3.25T **Back:** 18.5W x 18.5H x 3.25T **Seat Range:** 18.25 - 22.25
Arms to Floor: 26 **Carton Wt:** 31 **UPS Wt:** 34 **COM:** N/A
Carton: 24L x 22W x 13H **Cube:** 3.97 **Options:** CG50, SW70
Features: 1, 4, 5, 8, 9 **Control:** Locking Tilt
Notes: Featuring Gold Finish Frame.
 KY In-Stock: -U5 Navy, -U6 Black, -U11 White and -U28 Cream

Fabric	List Price
Faux Leather -U5 Navy -U6 Black -U11 White -U28 Cream -U41 Saddle	370.00



KY **FL23591G** Mid-Back Faux Leather Chair with Gold Finish Arms and Base
Overall Size: 23.25W x 24.5D x 36.5 - 40.5H
Seat: 20W x 18.25D x 4.5T **Back:** 19.5W x 18.25H x 3.5T **Seat Range:** 18.25 - 22
Arms to Floor: 25 **Carton Wt:** 35 **UPS Wt:** 48 **COM:** N/A
Carton: 25L x 24W x 14H **Cube:** 4.8 **Options:** CG50, SW70
Features: 1, 4, 5, 8, 9 **Control:** Locking Tilt
Notes: Featuring Gold Finish Frame
 KY In-Stock: -U6 Black and -U28 Cream

Fabric	List Price
Faux Leather -U5 Navy -U6 Black -U28 Cream -U41 Saddle	560.00

Executive Seating - Faux Leather



NJ TX **FL6080** High Back Faux Leather Manager's Chair with Padded Arms and Black Nylon Base
Overall Size: 26.25W x 28D x 44 - 47.25H
Seat: 19.5W x 19.5D x 4.75T **Back:** 19.5W x 27.5H x 4T **Seat Range:** 18.5 - 21.5
Arms to Floor: 26.75 **Carton Wt:** 48 **UPS Wt:** 54 **COM:** N/A
Carton: 30L x 26W x 14H **Cube:** 6.3 **Options:** CG50, SW70
Features: 1, 4, 5, 8, 9 **Control:** Locking Tilt
Notes:

Fabric	List Price
Faux Leather -U15 Black -U24 Chocolate	450.00



NJ TX **FL6081** Mid-Back Faux Leather Manager's Chair with Padded Arms and Black Nylon Base
Overall Size: 26.25W x 28D x 38.5 - 41.75H
Seat: 19.5W x 19.5D x 4.75T **Back:** 19.5W x 22.75H x 4T **Seat Range:** 18.5 - 21.5
Arms to Floor: 26.75 **Carton Wt:** 42 **UPS Wt:** 48 **COM:** N/A
Carton: 29L x 24W x 14H **Cube:** 5.6 **Options:** CG50, SW70
Features: 1, 4, 5, 8, 9 **Control:** Locking Tilt
Notes:

NEW

Fabric	List Price
Faux Leather -U15 Black -U24 Chocolate	395.00



NJ TX **FL6085** Mid-Back Faux Leather Visitor's Chair with Padded Arms and Black Base
Overall Size: 26.5W x 25.5D x 40.5H
Seat: 21W x 21.5D x 4.5T **Back:** 20.5W x 23.25H x 4.5T **Seat Range:** 19 Fixed
Arms to Floor: 27.5 **Carton Wt:** 39 **UPS Wt:** 41 **COM:** N/A
Carton: 28L x 23W x 13H **Cube:** 4.8 **Options:** CG50, SW70
Features: N/A **Control:** N/A
Notes:

NEW

Fabric	List Price
Faux Leather -U15 Black -U24 Chocolate	360.00



FL2604C High Back Executive Faux Leather Chair with Padded Arms and Chrome Base Finish
Overall Size: 25.25W x 28.25D x 43.5H
Seat: 19.5W x 19.5D x 3.5T **Back:** 19.5W x 23.5H x 3.5T **Seat Range:** 18.75-21.75
Arms to Floor: 27 **Carton Wt:** 39 **UPS Wt:** 45 **COM:** N/A
Carton: 27L x 26W x 13H **Cube:** 5.28 **Options:** CG50, SW70
Features: 1, 4, 5, 8, 9 **Control:** Locking Tilt
Notes:

Fabric	List Price
Faux Leather -U6 Black	425.00



NJ KY TX **FL660** Faux Leather Manager's Chair with Padded Arms
Overall Size: 27.25W x 26.75D x 39.25 - 42.25H
Seat: 20.25W x 18.75D x 4.5T **Back:** 20.5W x 21.75H x 4.25T **Seat Range:** 18.25 - 21.25
Arms to Floor: 26 **Carton Wt:** 38 **UPS Wt:** 46 **COM:** N/A
Carton: 26L x 26W x 14H **Cube:** 5.47 **Options:** CG50, SW70
Features: 1, 4, 5, 8, 9 **Control:** Locking Tilt
Notes: TX In-Stock: -U2, -U42 and -U6. KY In-Stock: -U6 Black

Fabric	List Price
Faux Leather -U6 Black -U2 Chocolate -U42 Charcoal Grey New Color	280.00



NJ KY TX **FL605** Faux Leather Manager's Chair with Padded Arms
Overall Size: 25W x 29.5D x 38.25-42H
Seat: 20W x 20D x 3.5T **Back:** 19.75W x 23.25H x 3T **Seat Range:** 18.75 -21.75
Arms to Floor: 28 **Carton Wt:** 38 **UPS Wt:** 44 **COM:** N/A
Carton: 27L x 24W x 14H **Cube:** 5.25 **Options:** CG50, SW70
Features: 1, 4, 5, 8, 9 **Control:** Locking Tilt
Notes: Replaces EC605. NJ In-Stock: -U6

Fabric	List Price
Faux Leather -U6 Black -U2 Chocolate -U42 Charcoal Grey New Color	300.00



NJ KY **FL9097** Oversized Faux Leather Executive Chair with Padded Loop Arms
Overall Size: 26W x 31D x 46H
Seat: 23W x 21D x 4T **Back:** 21W x 29H x 5T **Seat Range:** 18.5 -22
Arms to Floor: 28 **Carton Wt:** 42 **UPS Wt:** 59 **COM:** N/A
Carton: 31L x 26W x 15H **Cube:** 6.99 **Options:** CG50, SW70
Features: 1, 4, 5, 8, 9 **Control:** Locking Tilt
Notes:

Fabric	List Price
Faux Leather -U6 Black	450.00



FLH24981-U1/FLH24987-U6 Faux Leather Mid Back Manager's Chair with Padded Flip Arms and Coated Base
Overall Size: 28W x 26D x 40-43H
Seat: 21W x 19D x 5T **Back:** 19.5W x 22.25H x 4.25T **Seat Range:** 18-21
Arms to Floor: 27.25 **Carton Wt:** 36 **UPS Wt:** 52 **COM:** N/A
Carton: 27L x 26W x 15H **Cube:** 6.09 **Options:** CG50, SW70
Features: 1, 4, 5, 8, 9 **Control:** Locking Tilt
Notes:

Fabric	List Price
FLH24981-U1 Cocoa/Espresso	395.00
FLH24987-U6 Titanium/Black	



NJ TX **FL89675** Faux Leather Manager's Chair with Flip Arms
Overall Size: 25.5W x 25.5D x 39-42.75H
Seat: 20.75W x 21D x 4.5T **Back:** 20.5W x 21H x 4.5T **Seat Range:** 19-22.75
Arms to Floor: 24.25 **Carton Wt:** 44 **UPS Wt:** 44 **COM:** N/A
Carton: 26L x 23W x 13H **Cube:** 4.49 **Options:** CG50, SW70
Features: 1, 4, 5, 8, 9 **Control:** Locking Tilt
Notes: NJ In-Stock: -U6. TX In-Stock: -U2 and -U6.

Fabric	List Price
Faux Leather -U6 Black -U2 Chocolate -U42 Charcoal Grey New Color	320.00



NJ TX **83710B** Padded Seat and Back Visitor's Chair with Black Finish Frame
Overall Size: 24.25W x 24D x 34H
Seat: 19.25W x 18.5D **Back:** 18.5W x 15.5H x 2.25T **Seat Range:** 19 Fixed
Arms to Floor: 27 **Carton Wt:** 27 **UPS Wt:** 36 **COM:** 0.75 yds
Carton: 35L x 23W x 9H **Cube:** 4.19 **Options:** N/A
Features: N/A **Control:** N/A
Notes: REPLACES FL1055
TX In-Stock: -231

NEW

Fabric	List Price
-231 Icon Black	270.00
A	285.00
B	305.00
C	332.00
R	370.00



NJ TX **83720** Padded Seat and Back Armless Visitor's Chair with Black Finish Frame
Overall Size: 21.75W x 24.75D x 34H
Seat: 19.75W x 17.75D **Back:** 17.75W x 14.5H **Seat Range:** 19.25 Fixed
Arms to Floor: N/A **Carton Wt:** 22 **UPS Wt:** 36 **COM:** 0.75 yds
Carton: 35L x 23W x 9H **Cube:** 4.19 **Options:** N/A
Features: N/A **Control:** N/A
Notes: REPLACES FL1033
TX In-Stock: -231

NEW

Fabric	List Price
-231 Icon Black	250.00
A	265.00
B	285.00
C	312.00
R	350.00




NJ TX **FL38610** Low-Back Faux Leather Guest Chair with PP Arms and Black Finish Frame
Overall Size: 25.5W x 25D x 35H
Seat: 18.75W x 18D x 4T **Back:** 17.75W x 15.5H x 3T **Seat Range:** 20 Fixed
Arms to Floor: 27 **Carton Wt:** 24 **UPS Wt:** 43 **COM:** N/A
Carton: 33L x 24W x 11H **Cube:** 5.04 **Options:** N/A
Features: N/A **Control:** N/A
Notes: TX In-Stock: -U6.


Fabric	List Price
Faux Leather -U6 Black -U11 White -U42 Charcoal Grey	320.00




NJ TX **FL38640** Low-Back Faux Leather Guest Chair with Casters, PP Arms and Black Finish Frame
Overall Size: 25.5W x 25D x 34.5H
Seat: 18.75W x 18D x 4T **Back:** 17.75W x 15.5H x 3T **Seat Range:** 20 Fixed
Arms to Floor: 27 **Carton Wt:** 24 **UPS Wt:** 38 **COM:** N/A
Carton: 33L x 22W x 11H **Cube:** 4.48 **Options:** N/A
Features: N/A **Control:** N/A
Notes: with Casters

Fabric	List Price
Faux Leather -U6 Black	335.00


	⚙️ MG1242S-NB Brooklyn Clear Tempered Glass Top Coffee Table with Nickel Brush Legs NJ KY Overall Size: 42W x 24D x 16H	Finish	List Price
	Carton Wt: 40 UPS Wt: 40 Carton: 46L x 27W x 5H Cube: 3.59	Nickel Brush and Clear Glass	440.00
	Notes:		


	⚙️ MG1230R-NB Brooklyn Clear Tempered Glass Round Top Coffee Table with Nickel Brush Legs NJ Overall Size: 30W x 30D x 16H	Finish	List Price
	Carton Wt: 28 UPS Wt: 28 Carton: 34L x 33W x 5H Cube: 3.24	Nickel Brush and Clear Glass	440.00
	Notes:		


	⚙️ MG0922S-NB Brooklyn Clear Tempered Glass Square Top End Table with Nickel Brush Legs NJ KY Overall Size: 22W x 22D x 20H	Finish	List Price
	Carton Wt: 16 UPS Wt: 16 Carton: 26L x 25W x 5H Cube: 1.88	Nickel Brush and Clear Glass	350.00
	Notes:		





MG1230R-NB with MG1242S-NB


	⚙️ MG0920R-NB Brooklyn Clear Tempered Glass Round Top End Table with Nickel Brush Legs NJ KY Overall Size: 20W x 20D x 20H	Finish	List Price
	Carton Wt: 14 UPS Wt: 14 Carton: 24L x 23W x 5H Cube: 1.73	Nickel Brush and Clear Glass	350.00
	Notes:		

	⚙️ BRK436-NB Brooklyn Clear Tempered Glass Rectangular Multi-Purpose Table with Brushed Nickel Legs NJ Overall Size: 60W x 36D x 30.5H	Finish	List Price
	Carton Wt: 98 UPS Wt: 127 Carton: 65L x 40W x 10H Cube: 15.04	Brushed Nickel and Clear Glass	740.00
	Notes:		

	⚙️ BRK437-NB Brooklyn Clear Tempered Glass Round Multi-Purpose Table with Brushed Nickel Legs NJ Overall Size: 42W x 42D x 30.75H	Finish	List Price
	Carton Wt: 70 UPS Wt: 97 Carton: 47L x 47W x 9H Cube: 11.5	Brushed Nickel and Clear Glass	740.00
	Notes:		

	⚙️ FLWT433 Matte White Top Round Multi-Purpose Table with Metal Base NJ KY Overall Size: 41.25W x 41.25D x 29.75H	Finish	List Price
	Carton1: 48L x 48W x 9H Cube: 12 Carton Wt: 86 UPS Wt: 101 Carton2: 29L x 15W x 14H Cube: 3.52 Carton Wt: 10 UPS Wt: 30 Notes: Ships in 2 Cartons. NJ In-Stock: -WHT	White Top with -BP Brass Plated Base -NB Brushed Nickel Base -WHT White Base	1125.00 930.00
	Notes:		

	⚙️ FLWA2140 Matte White Top Round Coffee Table with Metal Base NJ KY Overall Size: 35.5W x 35.5D x 18H	Finish	List Price
	Carton1: 40L x 39W x 2H Cube: 1.8 Carton Wt: 22 UPS Wt: 22 Carton2: 25L x 25W x 19H Cube: 6.87 Carton Wt: 34 UPS Wt: 58 Notes: Ships in 2 Cartons. NJ In-Stock: -WHT	White Top with -BP Brass Plated Base -NB Brushed Nickel Base -WHT White Base	860.00 775.00
	Notes:		

	⚙️ FLWA9300 Matte White Top Round Side Table with Metal Base NJ KY Overall Size: 17.75W x 17.75D x 22.25H	Finish	List Price
	Carton Wt: 18 UPS Wt: 22 Carton: 20L x 20W x 11H Cube: 2.54 Notes: NJ In-Stock: -WHT	White Top with -BP Brass Plated Base -NB Brushed Nickel Base -WHT White Base	375.00 295.00
	Notes:		



Shown:
WST17, WST12

NJ KY **WST12/WST12-WH/WST12-BK** Wall Street Coffee Table with Chrome Frame and Espresso Finish Wood Top or Black (-BK) or White (-WH) Top
Overall Size: 44W x 22D x 15H
Carton Wt: 31 **UPS Wt:** 31
Carton: 48L x 26W x 5H **Cube:** 3.61
Notes: White table tops are not color-matched to white reception seating



Finish	List Price
Chrome/ Espresso Chrome/White (-WH) Chrome/Black (-BK)	325.00

NJ **WST17/WST17-WH/WST17-BK** Wall Street 28" Accent/Corner Table with Chrome Frame and Espresso Finish Wood Top or Black (-BK) or White (-WH) Top
Overall Size: 28W x 28D x 17H
Carton Wt: 30 **UPS Wt:** 30
Carton: 32L x 30W x 5H **Cube:** 2.78
Notes: White table tops are not color-matched to white reception seating



Finish	List Price
Chrome/ Espresso Chrome/White (-WH) Chrome/Black (-BK)	370.00

NJ KY **WST16-ESP/WST16-WH/WST16-BK** Wall Street Multi-Purpose Side Table with Chrome Frame and Espresso Finish Wood Top or Black (-BK) or White (-WH) Top
Overall Size: 16W x 16D x 24.25H
Carton Wt: 20 **UPS Wt:** 41
Carton: 26L x 18W x 18H **Cube:** 4.87
Notes: White table tops are not color-matched to white reception seating



Finish	List Price
Chrome/ Espresso (-ESP) Chrome/White (-WH) Chrome/Black (-BK)	280.00

NJ KY **YLD09** Yield End Table with Chrome Frame and Black Glass Top
Overall Size: 22W x 15.75D x 18.5H
Carton Wt: 16 **UPS Wt:** 16
Carton: 26L x 21W x 5H **Cube:** 1.58
Notes:



Finish	List Price
Chrome and Black Glass	180.00

NJ **YLD17** Yield 28" Accent/Corner Table with Chrome Frame and Black Glass Top
Overall Size: 28W x 28D x 17H
Carton Wt: 35 **UPS Wt:** 35
Carton: 32L x 30W x 5H **Cube:** 2.78
Notes:



Finish	List Price
Chrome and Black Glass	265.00

NJ KY **YLD12** Yield Coffee Table with Chrome Frame and Black Glass Top
Overall Size: 44W x 22D x 15H
Carton Wt: 28 **UPS Wt:** 28
Carton: 48L x 23W x 5H **Cube:** 3.19
Notes:



Finish	List Price
Chrome and Black Glass	265.00

NJ KY **WST07/WST07-WH/WST07-BK** Wall Street Foyer/Sofa Table with Chrome Frame and Espresso Finish Wood Top or Black (-BK) or White (-WH) Top
Overall Size: 36W x 15D x 29H
Carton Wt: 38 **UPS Wt:** 42
Carton: 39L x 31W x 7H **Cube:** 4.89
Notes: White table tops are not color-matched to white reception seating
KY In-Stock: Chrome/Espresso and -WH Chrome/White





Finish	List Price
Chrome/ Espresso Chrome/White (-WH) Chrome/Black (-BK)	500.00


NJ KY **WST09/WST09-WH/WST09-BK** Wall Street End Table with Chrome Frame and Espresso Finish Wood Top or Black (-BK) or White (-WH) Top
Overall Size: 22W x 15.75D x 18.5H
Carton Wt: 14 **UPS Wt:** 14
Carton: 25L x 20W x 5H **Cube:** 1.45
Notes: White table tops are not color-matched to white reception seating
KY In-Stock: Chrome/Espresso and -BK Chrome/BK





Finish	List Price
Chrome/ Espresso Chrome/White (-WH) Chrome/Black (-BK)	215.00


	NJ TX FLH5974BK Faux Leather Swivel Chair with Black Base	Fabric	List Price
	Overall Size: 27.5W x 27.25D x 29.75H Seat: 20.75W x 20.5D x 3.75T Back: 18.75W x 11.75H x 2.5T Seat Range: 18.5 Fixed Arms to Floor: 23.5 Weight: 38 UPS Weight: 89 COM: N/A Carton: 32L x 27W x 21H Cube: 9.84 Options: N/A Features: 1, 4 Control: N/A Notes: 360° Swivel.	-U6 Black -U41 Saddle -U42 Charcoal Grey	465.00


	NJ TX FLH5969AL Faux Leather Swivel Chair with Aluminum Base	Fabric	List Price
	Overall Size: 30.5W x 29D x 34H Seat: 19W x 18.5D x 4T Back: 17.25W x 16H x 5T Seat Range: 19.25 Fixed Arms to Floor: N/A Weight: 43 UPS Weight: 122 COM: N/A Carton: 32L x 30W x 26H Cube: 14.44 Options: N/A Features: 1, 4 Control: N/A Notes: 360° Swivel. UPSable, Oversized Package.	-U6 Black -U11 White -U42 Charcoal Grey	500.00


	NJ FL80228AL Faux Leather Chair with Aluminum Finish Base	Fabric	List Price
	Overall Size: 27W x 32D x 35.25H Seat: 21W x 19.75D x 4.25T Back: 20W x 15.25H x 3T Seat Range: 16 Fixed Arms to Floor: N/A Weight: 21 UPS Weight: 95 COM: N/A Carton: 33L x 28W x 21H Cube: 11.22 Options: N/A Features: N/A Control: N/A Notes: 360° Swivel. UPSable, Oversized Package.	Faux Leather -U6 Black -U11 White -U42 Charcoal Grey	750.00
		Dillon Fabric	850.00


	NJ TX FL80228B Faux Leather Chair with Black Finish Base	Fabric	List Price
	Overall Size: 28.25W x 28.5D x 38.5H Seat: 16.5W x 18.5D x 4.5T Back: 22.5W x 21.25H x 2.5T Seat Range: 16 Fixed Arms to Floor: 23.25 Weight: 32 UPS Weight: 107 COM: N/A Carton: 30L x 28W x 26H Cube: 12.63 Options: N/A Features: N/A Control: N/A Notes: 360° Swivel. UPSable, Oversized Package.	Faux Leather -U6 Black -U42 Charcoal Grey -U11 White	625.00
		Dillon Fabric	725.00


	NJ LS481C Swivel Chair with Chrome Base	Fabric	List Price
	Overall Size: 29.75W x 30D x 40.75H Seat: 18.75W x 17.75D x 5.75T Back: 22W x 23H x 5T Seat Range: 18.25 Fixed Arms to Floor: 22.75 Weight: 44 UPS Weight: 114 COM: N/A Carton: 39L x 30W x 20H Cube: 13.54 Options: N/A Features: 1, 4 Control: N/A Notes: 360° Swivel. UPSable, Oversized Package.	-U6 Black -U11 White -K14 Klein Azure -K26 Klein Charcoal	595.00


	NJ LS5387AL Swivel Chair with Aluminum Base	Fabric	List Price
	Overall Size: 27W x 30.5D x 40H Seat: 31.25W x 22D Back: 26W x 27H Seat Range: 18.5 Fixed Arms to Floor: 24.75 Weight: 46 UPS Weight: 118 COM: N/A Carton: 30L x 29W x 28H Cube: 14.09 Options: N/A Features: 1, 4 Control: N/A Notes: 360° Swivel. UPSable, Oversized Package.	-R103 Dillon Stratus -R105 Dillon Blue -R107 Dillon Black	895.00


	NJ TX GNA50400 Lounge Chair with Molded Foam Seat and Back, Headrest and Chrome Base	Fabric	List Price
	Overall Size: 27.5W x 31.25D x 44.75H Seat: 27.5W x 21.5D x 3T Back: 27.5W x 28.5H x 3T Seat Range: 18 Fixed Arms to Floor: N/A Weight: 42 UPS Weight: 92 COM: N/A Carton: 38L x 29W x 17H Cube: 10.84 Options: N/A Features: N/A Control: N/A Notes: NJ In-Stock: -R107 Dillon Black	-R103 Dillon Stratus -R105 Dillon Blue -R107 Dillon Black	795.00

	NJ TX LRL Lounge Chair with Padded Seat and Back, and Chrome Base	Fabric	List Price
	Overall Size: 27.25W x 27.5D x 31.75H Seat: 19.75W x 19D x 3.75T Back: 20W x 14.25H x 3T Seat Range: 18 Fixed Arms to Floor: 27.75 Weight: 35 UPS Weight: 91 COM: N/A Carton: 31L x 30W x 20H Cube: 10.76 Options: N/A Features: N/A Control: N/A Notes: AVAILABLE MARCH 2020	-R103 Dillon Stratus -R105 Dillon Blue -R107 Dillon Black	595.00

	NJ TX THP Lounge Chair with Padded Seat and Back, Sled Style Chrome Finish Base	Fabric	List Price
	Overall Size: 26W x 27.75D x 32.5H Seat: 25.5W x 19D x 3T Back: 23.75W x 15H x 3T Seat Range: 19 Fixed Arms to Floor: N/A Weight: 32 UPS Weight: 74 COM: N/A Carton: 28L x 27W x 20H Cube: 8.75 Options: N/A Features: N/A Control: N/A Notes: NJ In-Stock: -U6 Black and -U11 White UPSable, Oversized Package.	-M78 Charcoal Faux Leather: -U6 Black -U42 Charcoal Grey -U11 White Grade A: Dillon Fabric:	Updated List Price 425.00 475.00 475.00

	JUP Lounge Chair with High Support Back, Sled Style Chrome Finish Base	Fabric	List Price
	Overall Size: 27.25W x 30.5D x 36.5H Seat: 27W x 19D x 1.5T Back: 25.25W x 20H x 1.5T Seat Range: 16 Fixed Arms to Floor: N/A Carton Wt: 40 UPS Wt: 40 COM: N/A Carton: 28L x 25W x 17H Cube: 6.88 Options: N/A Features: N/A Control: N/A Notes:	-M24 Dove -M36 Indigo Faux Leather: -B18 Black -W32 White	500.00

	YLD5130 Yield 31" Wide Chair with Chrome Base	Fabric	List Price
	Overall Size: 30.5W x 26.75D x 31H Seat: 16W x 19.5D x 3.75T Back: 26W x 23H x 4T Seat Range: 16.5 Fixed Arms to Floor: 20.5 Carton Wt: 43 UPS Wt: 123 COM: N/A Carton: 32L x 28W x 28H Cube: 14.51 Options: N/A Features: N/A Control: N/A Notes: UPSable, Oversized Package. 360° Swivel	Faux Leather -B18 Black -W32 White	560.00

	YLD5141 Yield 40" Wide Chair with Chrome Base	Fabric	List Price
	Overall Size: 38.5W x 30.5D x 30.5H Seat: 24W x 22.5D x 3.75 Back: 31.5W x 13.75H x 4T Seat Range: 16.5 Fixed Arms to Floor: 20.5 Carton Wt: 51 UPS Wt: 152 COM: N/A Carton: 40L x 31W x 25H Cube: 17.94 Options: N/A Features: N/A Control: N/A Notes: UPSable, Oversized Package 360° Swivel	Faux Leather -B18 Black -W32 White	665.00



NVA51 Nova 31.5" Wide Chair with Foam-Filled Back and Seat Cushions, Protective Floor Glides and Four-Star Chrome Base
Overall Size: 31W x 30D x 33H
Seat: 21.25W x 18.25D x 3.75T **Back:** 19.75W x 14.75H x 5T **Seat Range:** 18.75 Fixed
Arms to Floor: 24.5 **Carton Wt:** 52 **UPS Wt:** 125 **COM:** N/A
Carton: 33L x 31W x 25H **Cube:** 14.8 **Options:** N/A
Features: 4 **Control:** N/A
Notes: UPSable, Oversized Package
 360° Swivel

Fabric	List Price
Faux Leather -B18 Black -W32 White -U9 Red	660.00



WST51A Wall Street Arm Chair with Chrome Base
Overall Size: 30.5W x 28D x 31H
Seat: 23W x 22D x 6.5T **Back:** 23.5W x 15.5H x 6.5T **Seat Range:** 17.5 Fixed
Arms to Floor: 24.75 **Carton Wt:** 70 **UPS Wt:** 95 **COM:** N/A
Carton: 31L x 26W x 24H **Cube:** 11.19 **Options:** N/A
Features: N/A **Control:** N/A
Notes: Stand Alone. Oversized.
 TX In-Stock: -B18 Black and -E34 Espresso. KY In-Stock: -B18 Black

Fabric	List Price
Faux Leather -B18 Black -E34 Espresso -W32 White -U22 Smoke	635.00



WST51LF Left Arm Facing Wall Street Modular Component with Chrome Base
Overall Size: 27.25W x 28.5D x 31H
Seat: 23.5W x 21.5D x 5.25T **Back:** 23.5W x 15.75H x 6T **Seat Range:** 17.5 Fixed
Arms to Floor: 26 **Carton Wt:** 55 **UPS Wt:** 78 **COM:** N/A
Carton: 29L x 25W x 22H **Cube:** 9.24 **Options:** N/A
Features: N/A **Control:** N/A
Notes: Use as Part of Sofa, Loveseat or Sectional.
 TX In-Stock: -B18 Black. KY In-Stock: -B18 Black

Fabric	List Price
Faux Leather -B18 Black -E34 Espresso -W32 White -U22 Smoke	575.00



WST51N Armless Wall Street Modular Component with Chrome Base
Overall Size: 23W x 28D x 31H
Seat: 23W x 22D **Back:** 23.5W x 15.5H x 6.5 **Seat Range:** 17.5 Fixed
Arms to Floor: N/A **Carton Wt:** 39 **UPS Wt:** 58 **COM:** N/A
Carton: 26L x 25W x 18H **Cube:** 6.77 **Options:** N/A
Features: N/A **Control:** N/A
Notes: Use as Stand Alone or Part of Sofa, Loveseat or Sectional.
 TX In-Stock: -B18 Black

Fabric	List Price
Faux Leather -B18 Black -E34 Espresso -W32 White -U22 Smoke	485.00



WST51RF Right Arm Facing Wall Street Modular Component with Chrome Base
Overall Size: 27W x 28D x 31H
Seat: 23W x 22D **Back:** 23.5W x 15.5H x 6.5T **Seat Range:** 17.5 Fixed
Arms to Floor: 26 **Carton Wt:** 55 **UPS Wt:** 79 **COM:** N/A
Carton: 29L x 24W x 23H **Cube:** 9.26 **Options:** N/A
Features: N/A **Control:** N/A
Notes: Use as Part of Sofa, Loveseat or Sectional
 TX In-Stock: -B18 Black

Fabric	List Price
Faux Leather -B18 Black -E34 Espresso -W32 White -U22 Smoke	575.00



WST51C Corner Wall Street Modular Component with Chrome Base
Overall Size: 28W x 28D x 31H
Seat: 23W x 22D **Back:** 24W x 15.5H x 6.5T **Seat Range:** 17.5 Fixed
Arms to Floor: N/A **Carton Wt:** 54 **UPS Wt:** 92 **COM:** N/A
Carton: 29L x 26W x 25H **Cube:** 10.91 **Options:** N/A
Features: N/A **Control:** N/A
Notes: Use as Part of Corner Sectional. Oversized.
 TX In-Stock: -B18 Black. KY In-Stock: -B18 Black

Fabric	List Price
Faux Leather -B18 Black -E34 Espresso -W32 White -U22 Smoke	635.00



WST51P Center Wall Street Modular Component, Chrome Base with AC and USB 3.0 Charging Station.
Overall Size: 6.5W x 28.25D x 20H
Carton Wt: 19 **UPS Wt:** 21 **COM:** N/A
Carton: 29L x 21W x 7H **Cube:** 2.46 **Options:** N/A
Features: N/A **Control:** N/A
Notes: UL Certified. KY and TX In-Stock: -B18 Black

Fabric	List Price
Faux Leather -B18 Black -E34 Espresso -W32 White -U22 Smoke	355.00





Wall Street Chair Collection





WST51OP Ottoman Wall Street Modular Component, Chrome Base with AC and USB 3.0 Charging Station.
Overall Size: 29.25W x 24D x 17.25H
Seat: 29.25W x 24D x 6T **Seat Range:** 17.25 Fixed
Arms to Floor: N/A **Carton Wt:** 33 **UPS Wt:** 44 **COM:** N/A
Carton: 30L x 25W x 12H **Cube:** 5.20 **Options:** N/A
Features: N/A **Control:** N/A
Notes: UL Certified. KY In-Stock: -B18 Black


Fabric	List Price
Faux Leather -B18 Black -E34 Espresso -W32 White -U22 Smoke	595.00


	NJ KY ATH51 Anthony 26" Wide Chair with Chrome Base	Fabric -B18 Black PU -W32 White PU -U28 Cream -L32 Linen -K26 Charcoal Faux Leather: -P42 Sand -P47 Charcoal	List Price 595.00
	Overall Size: 27W x 33D x 33H		
	Seat: 26W x 22D x 5.5T Back: 26W x 15H x 5.5T Seat Range: 18.5 Fixed		
	Arms to Floor: N/A Carton Wt: 39 UPS Wt: 110 COM: N/A		
	Carton: 32L x 27W x 26H Cube: 13 Options: N/A Features: N/A Control: N/A Notes: UPSable, Oversized Package. Lounge Specialty Seating. NJ and KY In-Stock: -B18 Black PU.		


	KY ATH52 Anthony 57.5" Wide Loveseat with Chrome Base	Fabric -B18 Black PU -W32 White PU	List Price 1000.00
	Overall Size: 58W x 32.75D x 32.5H		
	Seat: 57.5W x 22D x 5.5T Back: 57.5W x 15H x 5.5T Seat Range: 18.5 Fixed		
	Arms to Floor: N/A Carton Wt: 76 UPS Wt: No UPS COM: N/A		
	Carton: 58L x 32W x 26H Cube: 27.9 Options: N/A Features: N/A Control: N/A Notes: Lounge Specialty Seating KY In-Stock: -B18 Black PU.		


	KY ATH51CG Anthony 26" Wide Chair with Gold Base	Fabric -B18 Black PU -W32 White PU	List Price 595.00
	Overall Size: 26W x 33D x 32.5H		
	Seat: 26W x 22D x 5.5T Back: 26W x 15H x 5.5T Seat Range: 18.5 Fixed		
	Arms to Floor: N/A Carton Wt: 40 UPS Wt: 110 COM: N/A		
	Carton: 32L x 27W x 26H Cube: 13 Options: N/A Features: N/A Control: N/A Notes: UPSable, Oversized Package. Lounge Specialty Seating KY In-Stock: -B18 Black PU.		


	ATH52CG Anthony 57.5" Wide Loveseat with Gold Base	Fabric -B18 Black PU -W32 White PU	List Price 1000.00
	Overall Size: 57.5W x 33D x 32.5H		
	Seat: 57.5W x 22D x 5.5T Back: 57.5W x 15H x 5.5T Seat Range: 18.5 Fixed		
	Arms to Floor: N/A Carton Wt: 76 UPS Wt: No UPS COM: N/A		
	Carton: 58L x 32W x 26H Cube: 27.9 Options: N/A Features: N/A Control: N/A Notes: Lounge Specialty Seating		


	NJ PAC51 Pacific Arm Chair in Fabric with Chrome Finish Legs	Fabric -M5 Tangerine -M17 Green -M19 Navy -M52 Cream -M59 Cement	List Price 565.00
	Overall Size: 32W x 30.5D x 29.5H		
	Seat: 23W x 22D x 5T Back: 23.5W x 12.25H x 4.75T Seat Range: 17.5 Fixed		
	Arms to Floor: 24.5 Carton Wt: 49 UPS Wt: 102 COM: 6 yds.		
	Carton: 30L x 29W x 24H Cube: 12.08 Options: N/A Features: N/A Control: N/A Notes: UPSable, Oversized Package. NJ In-Stock: -M19 and -M59 For additional Custom Fabrics, please see page 35.		


	NJ PAC52 Pacific Loveseat in Fabric with Chrome Finish Legs	Fabric -M5 Tangerine -M17 Green -M19 Navy -M52 Cream -M59 Cement	List Price 775.00
	Overall Size: 51.5W x 30.5D x 29.5H		
	Seat: 42W x 22D x 5T Back: 42W x 12.25H x 4.75T Seat Range: 17.5 Fixed		
	Arms to Floor: 24.5 Carton Wt: 67 UPS Wt: 143 COM: 10 yds.		
	Carton: 43L x 31W x 22H Cube: 16.97 Options: N/A Features: N/A Control: N/A Notes: UPSable, Oversized Package. NJ In-Stock: -M19 and -M59 For additional Custom Fabrics, please see page 35.		


	NJ PAC53 Pacific Sofa in Fabric with Chrome Finish Legs	Fabric -M17 Green -M19 Navy -M59 Cement	List Price 1025.00
	Overall Size: 72.5W x 30.5D x 29.5H		
	Seat: 63.5W x 22D x 5T Back: 63.5W x 12.25H Seat Range: 17.5 Fixed		
	Arms to Floor: 24.5 Carton Wt: 90 UPS Wt: No UPS COM: 14 yds.		
	Carton: 64L x 31W x 22H Cube: 25.25 Options: N/A Features: N/A Control: N/A Notes: Non-UPSable. NJ In-Stock: -M19 and -M59 For additional Custom Fabrics, please see page 35.		

	NJ KY TX PAC51 Pacific Arm Chair with Chrome Finish Legs	Fabric -V18 Vinyl Black -V34 Vinyl Espresso -U42 Charcoal Grey -R101 Dillon Snow -R105 Dillon Blue -R107 Dillon Black	List Price 530.00 625.00
	Overall Size: 32W x 30.5D x 29.5H		
	Seat: 23W x 22D x 5T Back: 23.5W x 12.25H x 4.75T Seat Range: 17.5 Fixed		
	Arms to Floor: 24.5 Carton Wt: 49 UPS Wt: 102 COM: 6 yds.		
	Carton: 30L x 29W x 24H Cube: 12.08 Options: N/A Features: N/A Control: N/A Notes: UPSable, Oversized Package. Also available in Dillon Fabrics. NJ In-Stock: -V18. TX In-Stock: -V18, U42. KY In-Stock: -R101, -R105, -V18 & -V34. For additional Custom Fabrics, please see page 35. New Color		

	NJ KY TX PAC52 Pacific Loveseat with Chrome Finish Legs	Fabric -V18 Vinyl Black -V34 Vinyl Espresso -U42 Charcoal Grey -R101 Dillon Snow -R105 Dillon Blue -R107 Dillon Black	List Price 725.00 875.00
	Overall Size: 51.5W x 30.5D x 29.5H		
	Seat: 42W x 22D x 5T Back: 42W x 12.25H x 4.75T Seat Range: 17.5 Fixed		
	Arms to Floor: 24.5 Carton Wt: 67 UPS Wt: 143 COM: 10 yds.		
	Carton: 43L x 31W x 22H Cube: 16.97 Options: N/A Features: N/A Control: N/A Notes: UPSable, Oversized Package. Also available in Dillon Fabrics. NJ In-Stock: -V18. TX In-Stock: -V18, -U42. KY In-Stock: -V18, -V34. For additional Custom Fabrics, please see page 35. New Color		

	NJ KY TX PAC53 Pacific Sofa with Chrome Finish Legs	Fabric -V18 Vinyl Black -V34 Vinyl Espresso -U42 Charcoal Grey -R101 Dillon Snow -R105 Dillon Blue -R107 Dillon Black	List Price 995.00 1225.00
	Overall Size: 72.5W x 30.5D x 29.5H		
	Seat: 63.5W x 22D x 5T Back: 63.5W x 12.25H Seat Range: 17.5 Fixed		
	Arms to Floor: 24.5 Carton Wt: 90 UPS Wt: No UPS COM: 14 yds.		
	Carton: 64L x 31W x 22H Cube: 25.25 Options: N/A Features: N/A Control: N/A Notes: Non-UPSable. Also available in Dillon Fabrics. NJ In-Stock: -V18. TX In-Stock: -V18, -U42. KY In-Stock: -R105, V-18, V-34. For additional Custom Fabrics, please see page 35. New Color		

	NJ KY TX ATL51 Atlantic Arm Chair in Dillon Fabric with a Single UL Approved AC and USB 3.0 Charging Station, Chrome Finish Legs	Fabric -R101 Dillon Snow -R105 Dillon Blue -R107 Dillon Black	List Price 730.00
	Overall Size: 32W x 30.5D x 29.5H		
	Seat: 23W x 22D x 5T Back: 23.5W x 12.25H x 4.75T Seat Range: 18 Fixed		
	Arms to Floor: 24.5 Carton Wt: 53 UPS Wt: 100 COM: 6 yds.		
	Carton: 30L x 29W x 24H Cube: 12.08 Options: N/A Features: N/A Control: N/A Notes: UPSable, Oversized Package. Single Power Unit. UL Certified. TX & KY In-Stock: -R105, -R107. For additional Custom Fabrics, please see page 36.		

	NJ KY TX ATL52 Atlantic Loveseat in Dillon Fabric with Dual UL Approved AC and USB 3.0 Charging Station, Chrome Finish Legs	Fabric -R101 Dillon Snow -R105 Dillon Blue -R107 Dillon Black	List Price 1040.00
	Overall Size: 51.5W x 30.5D x 29.5H		
	Seat: 42W x 22D x 5T Back: 42W x 12.25H x 4.75T Seat Range: 17.5 Fixed		
	Arms to Floor: 24.5 Carton Wt: 68 UPS Wt: 143 COM: 10 yds.		
	Carton: 43L x 31W x 22H Cube: 16.97 Options: N/A Features: N/A Control: N/A Notes: UPSable, Oversized Package. Dual Power Unit. UL Certified. TX & KY In-Stock: -R105, -R107. For additional Custom Fabrics, please see page 36.		



NJ KY TX **ATL53** Atlantic Sofa in Dillon Fabric with Dual UL Approved AC and USB 3.0 Charging Station, Chrome Finish Legs
Overall Size: 72.5W x 30.5D x 29.5H
Seat: 63.5W x 22D x 5T **Back:** 63.5W x 12.25H **Seat Range:** 17.5 Fixed
Arms to Floor: 24.5 **Carton Wt:** 90 **UPS Wt:** No UPS **COM:** 14 yds.
Carton: 64L x 31W x 22H **Cube:** 25.25 **Options:** N/A
Features: N/A **Control:** N/A
Notes: Non-UPSable. **Dual Power Unit.** UL Certified. TX & KY In-Stock: -R105, -R107.
For additional Custom Fabrics, please see page 36.

Fabric	List Price
-R101	1455.00
Dillon Snow	
-R105	
Dillon Blue	
-R107	
Dillon Black	

Reception Seating - Wood



WD483 Accent Chair with Coffee Finish Wood Legs
Overall Size: 28.75W x 25.75D x 31H
Seat: 20W x 20.25D x 6.25T **Back:** 23W x 12.5H x 3.75T **Seat Range:** 18.25 Fixed
Arms to Floor: 22.75 **Weight:** 29 **UPS Weight:** 77 **COM:** N/A
Carton: 29L x 27W x 20H **Cube:** 9.06 **Options:** N/A
Features: N/A **Control:** N/A
Notes:

Fabric	List Price
Coffee Finish with	525.00
-M24	
Milford Dove	
-M25	
Milford Toast	
-M48	
Milford Asphalt	



KY **VVN** Vivian Accent Chair with Espresso Finish Wood Legs
Overall Size: 25W x 23D x 32H
Seat: 20W x 20.5D **Back:** 17.5W x 12.25H **Seat Range:** N/A
Arms to Floor: N/A **Weight:** 28 **UPS Weight:** 60 **COM:** N/A
Carton: 26L x 25W x 19H **Cube:** 7.14 **Options:** N/A
Features: N/A **Control:** N/A
Notes:

Fabric	List Price
Espresso Finish With	435.00
-L32 Linen	
-V14 Azure Velvet	
-V17 Otter Velvet	



KY **MST55** Main Street Guest Chair with Espresso Finish Wood Legs
Overall Size: 24W x 27D x 34H
Seat: 19W x 21D x 6.5T **Back:** 23.5W x 15H x 4.5T **Seat Range:** 18.5 Fixed
Arms to Floor: 23.5 **Weight:** 29 **UPS Weight:** 83 **COM:** N/A
Carton: 26L x 26W x 25H **Cube:** 9.78 **Options:** N/A
Features: N/A **Control:** N/A
Notes:

Fabric	List Price
Espresso Finish With	332.00
-S22 Woven Seaweed	
-C28 Woven Wheat	
-W11 Woven Chocolate	
-W12 Woven Charcoal	
-W17 Woven Indigo	



KY **ETN** Ethan Accent Chair with Espresso Finish Wood Legs
Overall Size: 30W x 26D x 29H
Seat: 21W x 19.5D **Back:** 29.75W x 11.75H **Seat Range:** 18.5 Fixed
Arms to Floor: N/A **Weight:** 35 **UPS Weight:** 95 **COM:** N/A
Carton: 30L x 27W x 24H **Cube:** 11.25 **Options:** N/A
Features: N/A **Control:** N/A
Notes:

Fabric	List Price
Espresso Finish With	446.00
-L37 Blue Denim	
-L38 Linen	
-PD22 Cranberry	
-PD24 Cocoa	
-PD26 Pewter	



CPR51 Couper Accent Chair with Coffee Finish Wood Legs
Overall Size: 29W x 29.25D x 32H
Seat: 18W x 19D x 5T **Back:** 18W x 20H x 4T **Seat Range:** 18.75 Fixed
Arms to Floor: N/A **Weight:** 38 **UPS Weight:** 98 **COM:** N/A
Carton: 30L x 29W x 23H **Cube:** 11.57 **Options:** N/A
Features: N/A **Control:** N/A
Notes:

Fabric	List Price
Coffee Finish With	448.00
-M55 Dove	
-M19 Navy	
-M18 Taupe	
-M17 Green	



MAE Mattie Accent Chair with Coffee Finish Wood Legs
Overall Size: 28W x 28.5D x 36.75H
Seat: 20W x 20.25D x 6.5T **Back:** 23.5W x 17.5H x 3.75T **Seat Range:** 19.5 Fixed
Arms to Floor: 25 **Weight:** 38 **UPS Weight:** 103 **COM:** N/A
Carton: 29L x 29W x 25H **Cube:** 12.16 **Options:** N/A
Features: N/A **Control:** N/A
Notes:

Fabric	List Price
Coffee Finish With	632.00
-M5 Tangerine	
-M17 Green	
-M19 Navy	



KY **SHE** Shelly Tufted Chair with Coffee Finish Wood Legs
Overall Size: 27.75W x 29.75D x 33.5H
Seat: 17.5W x 19.5D x 4.5T **Back:** 23.5W x 17.5H x 3T **Seat Range:** 17 Fixed
Arms to Floor: N/A **Weight:** 33 **UPS Weight:** 101 **COM:** N/A
Carton: 31L x 29W x 23H **Cube:** 11.96 **Options:** N/A
Features: N/A **Control:** N/A
Notes: KY In-Stock: -K21 Sea

Fabric	List Price
Coffee Finish With	488.00
-K14 Azure	
-K21 Sea	
-K26 Charcoal	
-L32 Linen	



CHA51 Chatou Accent Chair with Coffee Finish Wood Legs
Overall Size: 26.75W x 30.75D x 34.5H
Seat: 18.5W x 21D x 7.5T **Back:** 24W x 15.5H x 5T **Seat Range:** 19 Fixed
Arms to Floor: 24 **Weight:** 37 **UPS Weight:** 102 **COM:** N/A
Carton: 31L x 28W x 24H **Cube:** 12.05 **Options:** N/A
Features: N/A **Control:** N/A
Notes:

Fabric	List Price
Coffee Finish With	532.00
-V36 Emerald Green	
-V37 Charcoal	
-V38 Midnight Blue	



RHD51 Rhodes Accent Chair with Coffee Finish Wood Legs
Overall Size: 26.75W x 31D x 32.75H
Seat: 20W x 21D x 9.25T **Back:** 23W x 13.5H x 5T **Seat Range:** 19 Fixed
Arms to Floor: N/A **Weight:** 34 **UPS Weight:** 106 **COM:** N/A
Carton: 31L x 28W x 25H **Cube:** 12.5 **Options:** N/A
Features: N/A **Control:** N/A
Notes:

Fabric	List Price
Coffee Finish With	480.00
-M17 Green	
-M21 Blue	
-M55 Dove	




MST51 Main Street Chair with Espresso Finish Wood Accents
Overall Size: 30W x 29.5D x 32H
Seat: 23.75W x 23D **Back:** 24.5W x 17H **Seat Range:** 18 Fixed
Arms to Floor: 25.25 **Carton Wt:** 56 **UPS Wt:** 89 **COM:** 5 yds.
Carton: 29L x 25W x 25H **Cube:** 10.49 **Options:** N/A
Features: N/A **Control:** N/A
Notes: Weight Capacity Limit: 265 lbs.
Also available in Custom Fabric, see page 37.


Fabric	List Price
Espresso Finish w/ Ave Six Fabric	625.00
-C28 Woven Wheat	
-S22 Woven Seaweed	
-W12 Woven Charcoal	
-W17 Woven Indigo	





MST52 Main Street Loveseat with Espresso Finish Wood Accents
Overall Size: 49.25W x 29.5D x 32H
Seat: 43.5W x 22.5D **Back:** 44.5W x 17H **Seat Range:** 18 Fixed
Arms to Floor: 25.25 **Carton Wt:** 86 **UPS Wt:** 150 **COM:** 6 yds.
Carton: 46L x 29W x 23H **Cube:** 17.77 **Options:** N/A
Features: N/A **Control:** N/A
Notes: Weight Capacity Limit: 529 lbs.
Also available in Custom Fabric, see page 37.


Fabric	List Price
Espresso Finish w/ Ave Six Fabric	870.00
-C28 Woven Wheat	
-S22 Woven Seaweed	
-W12 Woven Charcoal	
-W17 Woven Indigo	


	MST53 Main Street Sofa with Espresso Finish Wood Accents	Fabric	List Price
	Overall Size: 75W x 30.75D x 32.75H Seat: 69W x 21.5D Back: 69W x 27H Seat Range: 18.25 Fixed Arms to Floor: 26 Carton Wt: 111 UPS Wt: No UPS COM: 7.5 yds. Carton: 69L x 29W x 22H Cube: 25.47 Options: N/A Features: N/A Control: N/A Notes: Weight Capacity Limit: 650 lbs. Also available in Custom Fabric, see page 37.	Espresso Finish w/ Ave Six Fabric	1195.00
		-C28 Woven Wheat -S22 Woven Seaweed -W12 Woven Charcoal -W17 Woven Indigo	


	DVS51 28.5" Wide Fabric Arm chair with Solid Wood Frame	Fabric	List Price
	Overall Size: 26.5W x 28.5D x 32.25H Seat: 24.25W x 19.5D x 4T Back: 23.5W x 17H x 3.5T Seat Range: 17.25 Fixed Arms to Floor: 22.5 Carton Wt: 31 UPS Wt: 55 COM: 1.5 yds. Carton: 28L x 25W x 16H Cube: 6.48 Options: N/A Features: N/A Control: N/A Notes:	-K12 Klein Otter -K14 Klein Azure -K21 Klein Sea -K26 Klein Charcoal -L32 Linen	480.00
		A 515.00 B 555.00 C 605.00 R 672.00	


	DVS52 Fabric Loveseat with Solid Wood Frame	Fabric	List Price
	Overall Size: 52W x 29D x 32H Seat: 48.75W x 19.5D x 3.5T Back: 48.75W x 17H x 3.5T Seat Range: 16.5 Fixed Arms to Floor: 22.25 Carton Wt: 53 UPS Wt: 96 COM: 5 yds. Carton: 52L x 25W x 15H Cube: 11.28 Options: N/A Features: N/A Control: N/A Notes: UPSable, Oversized Package.	-K12 Klein Otter -K14 Klein Azure -K21 Klein Sea -K26 Klein Charcoal -L32 Linen	785.00
		A 835.00 B 898.00 C 976.00 R 1085.00	


	ASR51 Fabric Arm Chair in Grey Wash Finish with Solid Wood Frame	Fabric	List Price
	Overall Size: 27W x 29.25D x 32H Seat: 24.25W x 19.5D x 5.25T Back: 23.5W x 15.75H x 5T Seat Range: 17.25 Fixed Arms to Floor: 22.25 Carton Wt: 35 UPS Wt: 51 COM: N/A Carton: 27L x 24W x 16H Cube: 6.0 Options: N/A Features: N/A Control: N/A Notes:	-L32 Linen -M78 Charcoal	495.00


	ASR52 Fabric Loveseat in Grey Wash Finish with Solid Wood Frame	Fabric	List Price
	Overall Size: 51.5W x 29.25D x 32.25H Seat: 48.5W x 19D x 5T Back: 48.75W x 16H x 4.5T Seat Range: 17.25 Fixed Arms to Floor: 21.75 Carton Wt: 64 UPS Wt: 88 COM: N/A Carton: 50L x 24W x 15H Cube: 10.41 Options: N/A Features: N/A Control: N/A Notes:	-L32 Linen -M78 Charcoal	800.00


	WDN51 28.5" Wide Fabric Arm chair with Solid Wood Frame	Fabric	List Price
	Overall Size: 27.25W x 29.25D x 32.25H Seat: 24W x 20D x 5.5T Back: 23.5W x 23H x 5T Seat Range: 17 Fixed Arms to Floor: 21.25 Carton Wt: 34 UPS Wt: 55 COM: 1.5 yds. Carton: 28L x 25W x 16H Cube: 6.48 Options: N/A Features: N/A Control: N/A Notes:	-K14 Klein Azure -K21 Klein Sea -K26 Klein Charcoal -L32 Linen	480.00


	WD380 Medium Oak Finish Visitor's Chair	Fabric	List Price
	Overall Size: 23W x 26D x 34H Seat: 21W x 18D x 4T Back: 20W x 17.5H x 3T Seat Range: 18 Fixed Arms to Floor: 26.75 Carton Wt: 27 UPS Wt: 36 COM: 1.75 Carton: 28L x 22W x 12H Cube: 4.27 Options: N/A Features: N/A Control: N/A Notes: No Tools Required for Assembly. No Add-On Kit.	-K103 Herb, -K100 Luna, -363 Black Triangle or -U6 Black Faux Leather	335.00
		A 360.00 B 384.00 C 418.00 R 465.00	

	WD383 Mahogany Finish Visitor's Chair	Fabric	List Price
	Overall Size: 22.5W x 24.75D x 32.75H Seat: 20.25W x 18D x 4.5T Back: 20.25W x 15.25H x 4T Seat Range: 17.75 Fixed Arms to Floor: 26.5 Carton Wt: 22 UPS Wt: 33 COM: 1.75 Carton: 28L x 22W x 11H Cube: 3.92 Options: N/A Features: N/A Control: N/A Notes: No Tools Required for Assembly. NJ In-Stock: -U6 Black, -363 Black Triangle and -K114 Ruby	-K114 Ruby, -K102 Ash, -363 Black Triangle or -U6 Black Faux Leather	335.00
		A 360.00 B 384.00 C 418.00 R 465.00	

	WA383 Mahogany Finish Modular Single Add-On Kit	Fabric	List Price
	Overall Size: Adds 21.5" to Overall Width Seat: 20.25W x 18D x 4.5T Back: 20.25W x 15.25H x 4T Seat Range: 17.75 Fixed Arms to Floor: 26.5 Carton Wt: 20 UPS Wt: 33 COM: 1.75 Carton: 28L x 22W x 11H Cube: 3.92 Options: N/A Features: N/A Control: N/A Notes: Extends Single to Double, Triple or More. Must Use with WD383	-K114 Ruby, -K102 Ash, -363 Black Triangle or -U6 Black Faux Leather	260.00
		A 278.00 B 296.00 C 322.00 R 358.00	

	WD387 Cherry Finish Visitor's Chair	Fabric	List Price
	Overall Size: 23W x 26D x 34H Seat: 21W x 18D x 4T Back: 20W x 17.5H x 3T Seat Range: 18 Fixed Arms to Floor: 26.75 Carton Wt: 27 UPS Wt: 36 COM: 1.75 Carton: 28L x 22W x 12H Cube: 4.27 Options: N/A Features: N/A Control: N/A Notes: No Tools Required for Assembly. NJ In-Stock: -363 Black Triangle, -K113 Indigo & -U6	-K113 Indigo, -K100 Luna, -K102 Ash, -363 Black Triangle or -U6 Blk Faux Leather	335.00
		A 360.00 B 384.00 C 418.00 R 465.00	

	WA387 Cherry Finish Modular Single Add-On Kit	Fabric	List Price
	Overall Size: Adds 21.5" to Overall Width Seat: 21W x 18D x 4T Back: 20W x 17.5H x 3T Seat Range: 18 Fixed Arms to Floor: 26.75 Carton Wt: 22 UPS Wt: 33 COM: 1.75 Carton: 28L x 22W x 11H Cube: 3.92 Options: N/A Features: N/A Control: N/A Notes: Extends Single to Double, Triple or More. Must Use with WD387	-K113 Indigo, -K100 Luna, -K102 Ash, -363 Black Triangle or -U6 Blk Faux Leather	260.00
		A 278.00 B 296.00 C 322.00 R 358.00	

	WD388 Espresso Finish Visitor's Chair	Fabric	List Price
	Overall Size: 23W x 25.5D x 33.5H Seat: 21W x 18D x 4T Back: 20W x 17.5H x 3T Seat Range: 18 Fixed Arms to Floor: 26.75 Carton Wt: 27 UPS Wt: 36 COM: 1.75 Carton: 28L x 22W x 12H Cube: 4.27 Options: N/A Features: N/A Control: N/A Notes: No Tools Required for Assembly. NJ In-Stock: -363 Black Triangle, -K102 Ash & -U6 Black	-K100 Luna, -K102 Ash, -363 Black Triangle or -U6 Black Faux Leather	335.00
		A 360.00 B 384.00 C 418.00 R 465.00	



WA388 Espresso Finish Modular Single Add-On Kit

Overall Size: Adds 21.5" to Overall Width
 Seat: 21W x 18D x 4T Back: 20W x 17.5H x 3T Seat Range: 18 Fixed
 Arms to Floor: 26.75 Carton Wt: 20 UPS Wt: 30 COM: 1.75
 Carton: 28L x 22W x 10H Cube: 3.56 Options: N/A
 Features: N/A Control: N/A
 Notes: Extends Single to Double, Triple or More. Must Use with WD388

Fabric	List Price
-K100 Luna, -K102 Ash, -363 Black Triangle or -U6 Black Faux Leather	260.00
A	278.00
B	296.00
C	322.00
R	358.00



Merge Table Collection

Finishes



MRG09 Merge 20" Round End Table in solid wood and wood veneers.

Overall Size: 20W x 20D x 22H
 Carton Wt: 30 UPS Wt: 30
 Carton: 24L x 24W x 8H Cube: 2.67

Notes: CHY and MAH Colors compliment Napa Casegoods.
 KY In-Stock: Espresso and -BK Black

Finish	List Price
Espresso -BK Black -CHY Cherry -MAH Mahogany	310.00



MRG12 Merge 36" Round Coffee Table in solid wood and wood veneers.

Overall Size: 36W x 36D x 18H
 Carton Wt: 57 UPS Wt: 57
 Carton: 40L x 39W x 5H Cube: 4.51

Notes: CHY and MAH Colors Compliment Napa Casegoods.
 KY In-Stock: Espresso and -BK Black

Finish	List Price
Espresso -BK Black -CHY Cherry -MAH Mahogany	560.00



MRG12SR1 Merge 30" Square Coffee Table in solid wood and wood veneers.

Overall Size: 30.25W x 30.25D x 18.25H
 Carton Wt: 46 UPS Wt: 46
 Carton: 33L x 33W x 6H Cube: 3.78

Notes: CHY and MAH Colors Compliment Napa Casegoods.
 KY In-Stock: -ESP Espresso and -BK Black

Finish	List Price
-ESP Espresso -BK Black -CHY Cherry -MAH Mahogany	535.00



MRG09S Merge 20" Square End Table in solid wood and wood veneers.

Overall Size: 20W x 20D x 20.75H
 Carton Wt: 33 UPS Wt: 33
 Carton: 23L x 23W x 8H Cube: 2.44

Notes: CHY and MAH Colors Compliment Napa Casegoods.
 KY In-Stock: -ESP Espresso

Finish	List Price
-ESP Espresso -BK Black -CHY Cherry -MAH Mahogany	325.00



MRG07R1 Merge Foyer Table in solid wood and wood veneers.

Overall Size: 36W x 15D x 30.25H
 Carton Wt: 45 UPS Wt: 45
 Carton: 39L x 18W x 7H Cube: 2.84

Notes: CHY and MAH Colors Compliment Napa Casegoods

Finish	List Price
-ESP Espresso -BK Black -CHY Cherry -MAH Mahogany	445.00



MRG12R Merge Rectangular Cocktail Table in solid wood and wood veneers.

Overall Size: 42.25W x 24D x 19H
 Carton Wt: 36 UPS Wt: 36
 Carton: 45L x 27W x 6H Cube: 4.22

Notes: CHY and MAH Colors Compliment Napa Casegoods

Finish	List Price
-ESP Espresso -BK Black -CHY Cherry -MAH Mahogany	575.00

Traditional Executive Seating - Vinyl



TEX220 Deluxe High Back Traditional Executive Chair

Overall Size: 29W x 30D x 46H
 Seat: 18.75W x 19.5D x 4T Back: 19.25W x 24H x 4T Seat Range: 21.25 -24
 Arms to Floor: 26.75 Carton Wt: 67 UPS Wt: 88 COM: N/A
 Carton: 29L x 27W x 23H Cube: 10.42 Options: N/A
 Features: 1, 4, 5, 8, 9 Control: Locking Tilt
 Notes:

Fabric	Price Reduction
-JT4 Jamestown Vinyl w/Mahogany Finish Base	625.00



TEX228 Deluxe High Back Traditional Executive Chair

Overall Size: 27.5W x 32D x 49.5H
 Seat: 18.5W x 20D x 4T Back: 20.5W x 27.25H x 4.5T Seat Range: 20.5 -23
 Arms to Floor: 25.25 Carton Wt: 66 UPS Wt: 8 COM: N/A
 Carton: 29L x 27W x 23H Cube: 10.42 Options: N/A
 Features: 1, 4, 5, 8, 9 Control: Locking Tilt
 Notes: NJ In-Stock: -3 and -JT4

Fabric	Price Reduction
-JT4 Jamestown Vinyl w/Mahogany Finish Base	625.00



TEX232 Traditional Executive Chair with Padded Arms

Overall Size: 28.5W x 26.5D x 51.75H
 Seat: 24W x 19D x 4.5T Back: 21.75W x 28H x 4T Seat Range: 20 -24.75
 Arms to Floor: 29.25 Carton Wt: 55 UPS Wt: 71 COM: N/A
 Carton: 35L x 26W x 16H Cube: 8.42 Options: N/A
 Features: 1, 4, 5, 8, 9 Control: Locking Tilt
 Notes: NJ In-Stock: -3 and -JT4

Fabric	Updated List Price
-JT4 Jamestown Vinyl w/Mahogany Finish Frame	600.00



TEX234 Traditional Queen Ann Style Chair	Fabric	List Price
Overall Size: 29W x 32D x 39.5H Seat: 18.75W x 19D x 4T Back: 19.25W x 23.25H x 4T Seat Range: 17.5 Fixed Arms to Floor: 23.25 Carton Wt: 49 UPS Wt: 75 COM: N/A Carton: 30L x 27W x 19H Cube: 8.9 Options: N/A Features: N/A Control: N/A Notes:	-JT4 Jamestown Vinyl w/Mahogany Finish Legs	600.00



TEX280-3 Deluxe High Back Traditional Executive Chair	Fabric	List Price
Overall Size: 27.5W x 32D x 49.5H Seat: 21W x 22D Back: 20.5W x 27.5H Seat Range: 19.5-22.5 Fixed Arms to Floor: 25.5 Carton Wt: 31 UPS Wt: 90 COM: N/A Carton: 30L x 28W x 22H Cube: 10.69 Options: N/A Features: 1, 4, 5, 8, 9 Control: Locking Tilt Notes:	-3 Black Vinyl	600.00

NEW

AVAILABLE MARCH 2020

Traditional Reception Seating - Vinyl



TV230 Traditional Guest Chair with Wrap Around Back and Mahogany Finish Frame	Fabric	List Price
Overall Size: 25.25W x 24D x 30.75H Seat: 24.25W x 21.25D x 4T Back: 23W x 7H x 3.5T Seat Range: 18.75 Fixed Arms to Floor: 25 Carton Wt: 27 UPS Wt: 32 COM: N/A Carton: 28L x 26W x 9H Cube: 3.79 Options: N/A Features: N/A Control: N/A Notes: NJ In-Stock: -3	-JT4 Jamestown Vinyl w/Mahogany Finish Frame -3 Black Vinyl w/Mahogany Finish Frame	270.00



TV231 Traditional Guest Chair with Wrap Around Back, Casters and Mahogany Finish Frame	Fabric	List Price
Overall Size: 25.25W x 23.5D x 30.25H Seat: 23.5W x 20.25D x 6T Back: 23.75W x 11.75H x 4T Seat Range: 18 Fixed Arms to Floor: 24.5 Carton Wt: 25 UPS Wt: 31 COM: N/A Carton: 27L x 26W x 9H Cube: 3.65 Options: N/A Features: N/A Control: N/A Notes: NJ In-Stock: -3	-JT4 Jamestown Vinyl w/Mahogany Finish Frame -3 Black Vinyl w/Mahogany Finish Frame	280.00



TV233 Traditional Guest Chair with Padded Arms and Mahogany Finish Frame	Fabric	List Price
Overall Size: 27W x 24.5D x 34H Seat: 22.5W x 17.5D x 3.5T Back: 22W x 17H x 3.5T Seat Range: 18.5 Fixed Arms to Floor: 25 Carton Wt: 24 UPS Wt: 37 COM: N/A Carton: 34L x 22W x 10H Cube: 4.32 Options: N/A Features: N/A Control: N/A Notes: NJ In-Stock: -3 and -JT4	-JT4 Jamestown Vinyl w/Mahogany Finish Frame	312.00

Drafting Chairs



ST215 Backless Stool with Nylon Base and Dual Wheel Carpet Casters	Fabric	List Price
Overall Size: 26W x 26D x 26.5H Seat: 13.5W x 13.5D x 2.75T Back: N/A Seat Range: 17.25 - 24.5 Arms to Floor: N/A Carton Wt: 17 UPS Wt: 21 COM: N/A Carton: 23L x 23W x 8H Cube: 2.45 Options: CG50, SW70 Features: 1, 4 Control: Pneumatic Height Notes:	Black Vinyl	110.00



ST217 Backless Stool with Dual Wheel Carpet Casters, Nylon Base and Adjustable Foot Ring	Fabric	List Price
Overall Size: 26W x 26D x 33H Seat: 13.5W x 13.5D x 2.75T Back: N/A Seat Range: 23 - 33 Arms to Floor: N/A Carton Wt: 23 UPS Wt: 28 COM: N/A Carton: 25L x 25W x 9H Cube: 3.26 Options: CG50, SW70 Features: 1, 4 Control: Pneumatic Height Notes:	Black Vinyl	165.00



ST203 Backless Stool with Saddle Seat, Dual Wheel Carpet Casters, Nylon Base and Seat Angle Adjustment	Fabric	List Price
Overall Size: 25.75W x 25.75D x 18.75 - 23.75H Seat: 16W x 11D x 1.5T Back: N/A Seat Range: 17.75 - 22.75 Arms to Floor: N/A Carton Wt: 20 UPS Wt: 22 COM: N/A Carton: 24L x 23W x 8H Cube: 2.55 Options: CG50, SW70 Features: 1, 4, 5, 9 Control: Pneumatic Height w/Adjustable Seat Angle Notes:	Black Vinyl Dillon	250.00 270.00



ST205 Backless Stool with Saddle Seat, Dual Wheel Carpet Casters, Nylon Base, Adjustable Foot Ring and Seat Angle Adjustment	Fabric	List Price
Overall Size: 26W x 22.5D x 25.75-36.5H Seat: 16W x 11D x 1.5T Back: N/A Seat Range: 24.5-34.25 Arms to Floor: N/A Carton Wt: 26 UPS Wt: 31 COM: N/A Carton: 24L x 24W x 11H Cube: 3.66 Options: CG50, SW70 Features: 1, 4, 5, 9 Control: Pneumatic Height w/Adjustable Seat Angle Notes:	Black Vinyl Dillon	295.00 315.00

Dillon (antimicrobial)

-R100 | Lipstick

-R101 | Snow

-R102 | Java

-R103 | Stratus

Attractive antimicrobial PVC free polyurethane available in 8 eye-catching finishes, and is engineered to meet 200,000 double rubs and CAL117 flammability requirements.

-R104 | Buff

-R105 | Blue

-R106 | Sage

-R107 | Black

-R111 | Graphite



DC430 Ergonomic Molded Foam Seat and Back Drafting Chair with Chrome Teardrop Footrest and Dual Wheel Carpet Casters	Fabric	List Price
Overall Size: 22.5W x 25D x 49.5H Seat: 18W x 17.25D x 3T Back: 16.5W x 11.25H x 2.5T Seat Range: 23 - 33 Arms to Floor: N/A Carton Wt: 33 UPS Wt: 34 COM: 0.8 yds Carton: 24L x 24W x 12H Cube: 4.0 Options: CG50, SW70 Features: 1, 2, 3, 4 Control: Pneumatic Height Notes: Teardrop Footrest is not Adjustable	-231 Icon Black A B C R	225.00 220.00 232.00 250.00 270.00



DC517 Ergonomic Molded Foam Seat and Back Drafting Chair with Adjustable Footrest and Dual Wheel Carpet Casters	Fabric	List Price
Overall Size: 23.5W x 22.75D x 38.5-48.5H Seat: 17.25W x 17.5D x 2.5T Back: 17.5W x 11.75H x 1.5T Seat Range: 24-34 Arms to Floor: N/A Carton Wt: 33 UPS Wt: 33 COM: 0.8 yds Carton: 24L x 23W x 12H Cube: 3.83 Options: CG50, SW70 Features: 1, 2, 3, 4 Control: Pneumatic Height Notes: NJ, KY and TX In-Stock: -231 Black	A B C R	220.00 232.00 250.00 270.00



DC517V Ergonomic Vinyl Drafting Chair in Molded Foam Seat and Back with Adjustable Footring and Dual Wheel Carpet Casters

Overall Size: 23.5W x 22.75D x 38.5-48.5H
Seat: 17.25W x 17.5D x 2.5T **Back:** 17.5W x 11.75H x 1.5T **Seat Range:** 24-34
Arms to Floor: N/A **Carton Wt:** 33 **UPS Wt:** 33 **COM:** 0.8 yds
Carton: 24L x 23W x 12H **Cube:** 3.83 **Options:** CG50, SW70
Features: 1, 2, 3, 4 **Control:** Pneumatic Height
Notes: NJ and TX In-Stock: Black Vinyl

Fabric	List Price
Black Vinyl	230.00
Dillon	250.00

DC550 Sculptured Seat and Back Drafting Chair with Adjustable Footring and Dual Wheel Carpet Casters

Overall Size: 19.5W x 25D x 50-52H
Seat: 19.5W x 19D x 4T **Back:** 18W x 16.5H x 3.5T **Seat Range:** 24 - 34.25
Arms to Floor: N/A **Carton Wt:** 36 **UPS Wt:** 37 **COM:** 0.8 yds
Carton: 24L x 24W x 13H **Cube:** 4.33 **Options:** CG50, SW70
Features: 1, 2, 3, 4 **Control:** Pneumatic Height
Notes: KY In-Stock: -231 Icon Black

Fabric	List Price
A	350.00
B	368.00
C	395.00
R	440.00



DC630 Drafting Chair with Stool Kit and Dual Wheel Carpet Casters

Overall Size: 20W x 23.25D x 47.5H
Seat: 18.5W x 18.25D x 3T **Back:** 17W x 15.5H x 3T **Seat Range:** 24.75 - 29.75
Arms to Floor: N/A **Carton Wt:** 32 **UPS Wt:** 32 **COM:** 0.8 yds
Carton: 24L x 24W x 10H **Cube:** 3.33 **Options:** 07, CG50, SW70
Features: 1, 2, 3, 4 **Control:** Pneumatic Height
Notes: Stool Kit add 7.5 inches of height. NJ In-Stock: -231

Fabric	List Price
A	285.00
B	300.00
C	322.00
R	360.00



DC640 Intermediate Height Lumbar Support Drafting Chair with Adjustable Footring and Dual Wheel Carpet Casters

Overall Size: 20W x 23D x 44.5H
Seat: 18.5W x 18.25D x 2.5T **Back:** 17W x 15H x 2T **Seat Range:** 19.75 - 27.25
Arms to Floor: N/A **Carton Wt:** 32 **UPS Wt:** 34 **COM:** 0.8 yds
Carton: 24L x 24W x 12H **Cube:** 4.0 **Options:** 07, CG50, SW70
Features: 1, 2, 3, 4 **Control:** Pneumatic Height
Notes: NJ In-Stock: -231 Icon Black

Fabric	List Price
A	310.00
B	325.00
C	350.00
R	390.00



DC800 Contemporary Drafting Chair with Flex Back and 20 Inch Diameter Adjustable Footring and Dual Wheel Carpet Casters

Overall Size: 21.25W x 24.75D x 52H
Seat: 19.5W x 19D x 3T **Back:** 17W x 16H x 2.5T **Seat Range:** 24 - 34
Arms to Floor: N/A **Carton Wt:** 36 **UPS Wt:** 40 **COM:** 0.8 yds
Carton: 24L x 24W x 14H **Cube:** 4.66 **Options:** CG50, SW70
Features: 1, 2, 3, 4, 12 **Control:** Pneumatic Height with Flex Back
Notes:

Fabric	List Price
A	380.00
B	400.00
C	430.00
R	475.00



DC940 Deluxe Ergonomic Drafting Chair w/18.5 inch Diameter Adjustable Footring, Seat and Back Angle Adjustment and Dual Wheel Carpet Casters

Overall Size: 19W x 25D x 46H
Seat: 18.5W x 17.75D x 3.25T **Back:** 17.75W x 16.75H x 2.75T **Seat Range:** 17 - 26.5
Arms to Floor: N/A **Carton Wt:** 38 **UPS Wt:** 40 **COM:** 0.8 yds
Carton: 24L x 24W x 14H **Cube:** 4.66 **Options:** 07, CG50, SW70
Features: 1, 2, 4, 10 **Control:** Multi Task
Notes: KY In-Stock: -231 Icon Black

Fabric	List Price
A	400.00
B	420.00
C	450.00
R	500.00



DC2990 Deluxe Mesh Back Drafting Chair with 18 inch Diameter Adjustable Footring, Black Icon Fabric Seat and Dual Wheel Carpet Casters

Overall Size: 18W x 18D x 41-51.75H
Seat: 18.5W x 18.25D x 2.75T **Back:** 17.5W x 15.75H **Seat Range:** 25 - 34.75
Arms to Floor: N/A **Carton Wt:** 32 **UPS Wt:** 40 **COM:** N/A
Carton: 26L x 26W x 12H **Cube:** 4.69 **Options:** CG50, SW70, 07-ARMS-3
Features: 1, 3, 4 **Control:** Pneumatic Height
Notes: NJ, KY and TX In-Stock: -231 Icon Black

Fabric	List Price
-231 Icon Black	310.00
A	326.00
B	348.00
C	375.00
R	415.00

New Colors



DC2990V Deluxe Mesh Back Drafting Chair with 18.5 inch Diameter Adjustable Footring, Black Vinyl Seat and Dual Wheel Carpet Casters

Overall Size: 18W x 18.5D x 41-51.75H
Seat: 18.5W x 18.25D x 2.75T **Back:** 17.5W x 15.75H **Seat Range:** 25 - 34.75
Arms to Floor: N/A **Carton Wt:** 32 **UPS Wt:** 40 **COM:** N/A
Carton: 26L x 26W x 12H **Cube:** 4.69 **Options:** CG50, SW70, 07-ARMS-3
Features: 1, 3, 4 **Control:** Pneumatic Height
Notes: NJ, KY and TX In-Stock: Black Vinyl

Fabric	List Price
Black Vinyl Seat	310.00
Dillon	320.00



DC51000N Deluxe Woven Mesh Back Armless Drafting Chair in Fabric Seat w/Adjustable Footring & Dual Wheel Carpet Casters

Overall Size: 18.5W x 18D x 41 - 51.75H
Seat: 18.5W x 18.25D x 2.75T **Back:** 17.5W x 15.75H **Seat Range:** 25- 34.75
Arms to Floor: N/A **Carton Wt:** 32 **UPS Wt:** 40 **COM:** 0.5 yds
Carton: 26L x 26W x 12H **Cube:** 4.69 **Options:** CG50, SW70
Features: 1, 4 **Control:** Pneumatic Height
Notes:

Fabric	List Price
-231 Icon Black	395.00
A	420.00
B	452.00
C	492.00
R	550.00



DC51000NV Deluxe Woven Mesh Back Armless Drafting Chair in Vinyl Seat w/Adjustable Footring & Dual Wheel Carpet Casters

Overall Size: 19.5W x 22D x 40.5 - 47.75H
Seat: 18.5W x 24D x 2.25T **Back:** 18W x 19.75H **Seat Range:** 21- 28.25
Arms to Floor: N/A **Carton Wt:** 30 **UPS Wt:** 41 **COM:** 0.5 yds
Carton: 26L x 25W x 13H **Cube:** 4.89 **Options:** CG50, SW70
Features: 1, 4 **Control:** Pneumatic Height
Notes:

Fabric	List Price
-3 Black Vinyl	395.00



DCY69200PC Screen Back Armless Drafting Chair in Black Fabric Seat with Adjustable Footring and Dual Wheel Carpet Casters

Overall Size: 22W x 22.5D x 40.75-47.75H
Seat: 18.75W x 18D x 2.75T **Back:** 18W x 19H **Seat Range:** 21-28.5
Arms to Floor: N/A **Carton Wt:** 26 **UPS Wt:** 34 **COM:** N/A
Carton: 25L x 23W x 12H **Cube:** 3.9 **Options:** CG50, SW70
Features: 1, 4 **Control:** Pneumatic
Notes: Chrome Base. NJ In-Stock: -3M

Fabric	Updated List Price
-3M Black	295.00

250 lbs.



DCY69006 Mesh Back Drafting Chair in Black Faux Leather or Black Fabric Mesh Seat w/Adjustable Footring, Padded Flip Arms and Silver Frame

Overall Size: 24.5W x 24.25D x 43.25 - 50.25H
Seat: 20.75W x 19.75D x 4.75T **Back:** 19W x 20.75H x 2.25T **Seat Range:** 22.5- 29.5
Arms to Floor: 30.5 **Carton Wt:** 40 **UPS Wt:** 43 **COM:** 1.0 yds
Carton: 27L x 26W x 13H **Cube:** 5.28 **Options:** CG50, SW70
Features: 1, 4 **Control:** Pneumatic Height
Notes: Intermediate Travel
 NJ and KY In-Stock: -3M and -U6

Fabric	List Price
-3M Black Mesh	450.00
-U6 Black Faux Leather	450.00
A	480.00
B	515.00
C	560.00
R	625.00



FC8000NP Folding Chair with Black Plastic Seat and Back and Black Frame. Sold in 4-Pack.
 Overall Size: 19W x 20.5D x 32H
 Seat: 16W x 16.5D Back: 19W x 9.5H Seat Range: 17.75 Fixed
 Arms to Floor: N/A Carton Wt: 46 UPS Wt: 46 COM: N/A
 Carton: 40L x 20W x 8H Cube: 3.7 Options: N/A
 Features: N/A Control: N/A
 Notes: Pricing Reflects 4-Pack. See Page 185 for Dolly

Frame/Plastic	List Price
-3 Black/Black	280.00 4-Pack
300 lbs.	



FC8000NS Folding Chair with Blue Plastic Seat and Back and Silver Frame. Sold in 4-Pack.
 Overall Size: 19W x 20.5D x 32H
 Seat: 16W x 16.5D Back: 19W x 9.5H Seat Range: 17.75 Fixed
 Arms to Floor: N/A Carton Wt: 46 UPS Wt: 46 COM: N/A
 Carton: 40L x 20W x 8H Cube: 3.7 Options: N/A
 Features: N/A Control: N/A
 Notes: Pricing Reflects 4-Pack. See Page 185 for Dolly

Frame/Plastic	List Price
-7 Silver/Blue -2 Silver/Grey	280.00 4-Pack
300 lbs.	



FC8000NBG Folding Chair with Beige Plastic Seat and Back and Beige Frame. Sold in 4-Pack.
 Overall Size: 19W x 20.5D x 32H
 Seat: 16W x 16.5D Back: 19W x 9.5H Seat Range: 17.75 Fixed
 Arms to Floor: N/A Carton Wt: 46 UPS Wt: 46 COM: N/A
 Carton: 40L x 20W x 8H Cube: 3.7 Options: N/A
 Features: N/A Control: N/A
 Notes: Pricing Reflects 4-Pack. See Page 185 for Dolly

Frame/Plastic	List Price
-11 Beige/Beige	280.00 4-Pack
300 lbs.	



FC8000NW Folding Chair with Plastic Seat and Back and White Frame. Sold in 4-Pack.
 Overall Size: 19W x 20.5D x 32H
 Seat: 16W x 16.5D Back: 19W x 9.5H Seat Range: 17.75 Fixed
 Arms to Floor: N/A Carton Wt: 46 UPS Wt: 46 COM: N/A
 Carton: 40L x 20W x 8H Cube: 3.7 Options: N/A
 Features: N/A Control: N/A
 Notes: Pricing Reflects 4-Pack. See Page 185 for Dolly

Frame/Plastic	List Price
-7 White/Blue -11 White/White -16 White/Mint	320.00 4-Pack
300 lbs.	



FC8100NP Folding Chair with Plastic Fan Back and Matching Fabric Seat with Black Frame. Sold in 4-Pack.
 Overall Size: 19.25W x 21.5D x 35.5H
 Seat: 16W x 16.25D x 2T Back: 18.5W x 17H Seat Range: 18.5 Fixed
 Arms to Floor: N/A Carton Wt: 61 UPS Wt: 61 COM: N/A
 Carton: 45L x 20W x 12H Cube: 6.25 Options: N/A
 Features: N/A Control: N/A
 Notes: See Page 185 for Dolly. Pricing Reflects 4-Pack.

Frame/Fabric	List Price
-3 Black/Black	280.00 4-Pack
300 lbs.	



FC8100NS Folding Chair with Plastic Fan Back and Matching Fabric Seat with Silver Frame. Sold in 4-Pack.
 Overall Size: 19.25W x 21.5D x 35.5H
 Seat: 16W x 16.25D x 2T Back: 18.5W x 17H Seat Range: 18.5 Fixed
 Arms to Floor: N/A Carton Wt: 61 UPS Wt: 61 COM: N/A
 Carton: 45L x 20W x 12H Cube: 6.25 Options: N/A
 Features: N/A Control: N/A
 Notes: Pricing Reflects 4-Pack. See Page 185 for Dolly

Frame/Fabric	List Price
-3 Silver/Black -7 Silver/Blue	280.00 4-Pack
300 lbs.	



FC8100NBG Folding Chair with Plastic Fan Back and Matching Fabric Seat with Beige Frame. Sold in 4-Pack.
 Overall Size: 19.25W x 21.5D x 35.5H
 Seat: 16W x 16.25D x 2T Back: 18.5W x 17H Seat Range: 18.5 Fixed
 Arms to Floor: N/A Carton Wt: 61 UPS Wt: 61 COM: N/A
 Carton: 45L x 20W x 12H Cube: 6.25 Options: N/A
 Features: N/A Control: N/A
 Notes: Pricing Reflects 4-Pack. See Page 185 for Dolly

Frame/Fabric	List Price
-11 Beige/Beige	280.00 4-Pack
300 lbs.	



FF-22124M/FF-22324M Folding Chair with Metal Seat and Back. Sold in 4-Pack.
 Overall Size: 18.5W x 20D x 29.25H
 Seat: 16W x 16D Back: 16W x 6.5H Seat Range: 18 Fixed
 Arms to Floor: N/A Carton Wt: 41 UPS Wt: 41 COM: N/A
 Carton: 39L x 20W x 8H Cube: 3.6 Options: N/A
 Features: N/A Control: N/A
 Notes: Pricing Reflects 4-Pack.

Frame	Updated List Price
-22124M Tan -22324M Black	224.00 4-Pack
300 lbs.	



FF-23124V/FF-23324V Folding Chair with Vinyl Seat and Back. Sold in 4-Pack.
 Overall Size: 18.5W x 20D x 29.25H
 Seat: 16W x 16D Back: 16W x 6.5H Seat Range: 18.5 Fixed
 Arms to Floor: N/A Carton Wt: 45 UPS Wt: 45 COM: N/A
 Carton: 39L x 20W x 8H Cube: 3.6 Options: N/A
 Features: N/A Control: N/A
 Notes: Pricing Reflects 4-Pack.

Frame/Fabric	Updated List Price
-23124V Tan -23324V Black	284.00 4-Pack
300 lbs.	

Ventilated Seating



EM60926P Screen Back Manager's Chair in Black Fabric Mesh or Faux Leather Seat, with PU Padded Flip Arms.
 Overall Size: 25.75W x 24.75D x 38.75 - 42.5H
 Seat: 19.5W x 19D x 3.25T Back: 17.5W x 22H Seat Range: 17.5 - 21.25
 Arms to Floor: 26.25 Carton Wt: 29 UPS Wt: 33 COM: N/A
 Carton: 24L x 23W x 12H Cube: 3.83 Options: CG50, SW392
 Features: 1, 4, 5, 8, 9 Control: Locking Tilt
 Notes: Black Nylon Base with Dual Wheel Carpet Casters. TX In-Stock: -3M.

Fabric	List Price
-3M Black -U6 Black	325.00



EM60926C Black Screen Back Manager's Chair in Faux Leather Seat, Padded Flip Arms with Silver Accent.
 Overall Size: 27.75W x 24.5D x 40 - 43.75H
 Seat: 19.5W x 19.25D x 3T Back: 17.5W x 22.25H Seat Range: 18.25 - 21.75
 Arms to Floor: 26.75 Carton Wt: 29 UPS Wt: 37 COM: N/A
 Carton: 25L x 25W x 12H Cube: 4.34 Options: CG50, SW392
 Features: 1, 4, 5, 8, 9 Control: Locking Tilt
 Notes: Chrome Base with Dual Wheel Carpet Casters
 Optional Arm: **EM60926PC** with PU Pad in Faux Leather Fabric Seats

Fabric	List Price
-U7 Blue -U11 White -U16 Green -U512 Purple	325.00
EM60926PC (PU Pads)	340.00



EM60926WH White Screen Back Manager's Chair in Faux Leather or Fabric Seat, Padded Flip Arms and White Frame.
 Overall Size: 25.75W x 24D x 36.5 - 42.5H
 Seat: 19.5W x 19D x 3.25T Back: 17.5W x 22H Seat Range: 17 - 20.75
 Arms to Floor: 26.25 Carton Wt: 28 UPS Wt: 33 COM: N/A
 Carton: 24L x 23W x 12H Cube: 3.83 Options: CG50, SW392
 Features: 1, 4, 5, 8, 9 Control: Locking Tilt
 Notes: White Base with Dual Wheel Carpet Casters. TX In-Stock: -F23
 Optional Arm: **EM60926PWH** with PU Pad in Linen Fabric Seats

Fabric	List Price
-U11 White	375.00
F22 Linen Stone F23 Linen Black F28 Linen Turquoise	390.00



NJ KY TX **69906** Mesh Seat and Back Manager's Chair with Flip Arms, Heavy Duty Base with Silver Accents, and Dual Wheel Carpet Casters
Overall Size: 24.5W x 26D x 37.25-41.25H
Seat: 19.25W x 19D **Back:** 18W x 21H **Seat Range:** 18.25-22
Arms to Floor: 26.5 **Carton Wt:** 43 **UPS Wt:** 43 **COM:** N/A
Carton: 27L x 25W x 13H **Cube:** 5.07 **Options:** CG50, SW70
Features: 1, 4, 5, 8, 9 **Control:** 2-to-1 Synchro Tilt
Notes: REPLACES EMH69006 and EMH69007. Patent# US 29/553,650.
 NJ, KY and TX In-Stock: -2 Grey and -3 Black. ***New Colors**

Fabric	List Price
-2 Grey	420.00
-3 Black	
-6 Green	
-7 Blue	
-9 Red	



NJ KY TX **RLY26** White Mesh Seat and Back Manager's Chair with Padded Flip Arms, Heavy Duty Base with Silver Accents, and Dual Wheel Carpet Casters
Overall Size: 24.5W x 26D x 37.25-41.25H
Seat: 19.25W x 19D **Back:** 18W x 21H **Seat Range:** 18.25-22
Arms to Floor: 26.5 **Carton Wt:** 43 **UPS Wt:** 43 **COM:** N/A
Carton: 27L x 25W x 13H **Cube:** 5.07 **Options:** CG50, SW70
Features: 1, 4, 5, 8, 9 **Control:** Locking Tilt
Notes: Patent# US 29/553,650.
 NJ, KY and TX In-Stock: -WH White ***New Colors**

Fabric	List Price
-WH White	450.00
-BK Black	
-BL Blue	
-GN Green	
-PR Purple	



NJ **EM69200PN** Screen Back Armless Task Chair in Fabric Mesh Seat and Dual Wheel Carpet Casters
Overall Size: 25.25W x 24.5D x 36 - 39.75H
Seat: 19.5W x 19D x 3T **Back:** 18W x 19H **Seat Range:** 17.25 - 21
Arms to Floor: N/A **Carton Wt:** 22 **UPS Wt:** 34 **COM:** N/A
Carton: 25L x 23W x 12H **Cube:** 3.99 **Options:** CG50, SW392
Features: 1, 4, 8 **Control:** Pneumatic
Notes: Black Nylon Base. NJ In-Stock: -3M, -6, -18, & -512

Fabric	List Price
-3M Black	210.00
-6 Green	
-18 Orange	
-261 Pink	
-512 Purple	



NJ KY **EM69202N** Screen Back Chair in Fabric Mesh Seat, Flip Arms with Silver Accents and Dual Wheel Carpet Casters
Overall Size: 25.5W x 23D x 36.5-40.25H
Seat: 19.5W x 19D x 3T **Back:** 18W x 19.25H **Seat Range:** 17.75 - 21.5
Arms to Floor: 24.75 **Carton Wt:** 29 **UPS Wt:** 34 **COM:** N/A
Carton: 25L x 23W x 12H **Cube:** 3.99 **Options:** CG50, SW392
Features: 1, 4, 5, 8, 9 **Control:** Locking Tilt
Notes: Black Nylon Base. NJ In-Stock: -3M, -6, -18, & -512
 KY In-Stock: -3M Black

Fabric	List Price
-3M Black	240.00
-6 Green	
-18 Orange	
-512 Purple	



NJ **EM69203C** Screen Back Chair in Faux Leather Seat, Chrome Padded Arms and Dual Wheel Carpet Casters
Overall Size: 25.25W x 22D x 36.75 - 40.75H
Seat: 19.25W x 19D x 3T **Back:** 18W x 19.25H **Seat Range:** 18 - 21.75
Arms to Floor: 25.75 **Carton Wt:** 32 **UPS Wt:** 37 **COM:** N/A
Carton: 25L x 23W x 13H **Cube:** 4.32 **Options:** CG50, SW70
Features: 1, 4, 5, 8, 9 **Control:** Locking Tilt
Notes: Chrome Base. NJ In-Stock: -U6, -U11 & -U42

Fabric	List Price
-U6 Black	265.00
-U9 Red	
-U11 White	
-U28 Cream	
-U42 Charcoal Grey	



EM69202GY Screen Back Chair in Fabric Mesh Seat, Grey Frame and Arms with Dual Wheel Carpet Casters
Overall Size: 24.75W x 23.5D x 34.0-37.5H
Seat: 19.25W x 20.5D x 3T **Back:** 18W x 19.25H **Seat Range:** 17.75 - 21.75
Arms to Floor: 24.75 **Carton Wt:** 27 **UPS Wt:** 32 **COM:** 0.75 yds.
Carton: 25L x 22W x 12H **Cube:** 3.81 **Options:** CG50, SW392
Features: 1, 4, 5, 8, 9 **Control:** Locking Tilt
Notes: Grey Base **NEW**

Fabric	List Price
-2M Grey	312.00
-3M Black	
RUN COLORS FABRIC PROGRAM (Seat Only)	330.00





NJ KY TX **EM51022N** Woven Mesh Back Task Chair with Dual Wheel Carpet Casters
Overall Size: 26.75W x 24.5D x 36.75-40.5H
Seat: 20W x 18.25D x 2.5T **Back:** 18W x 18.5H **Seat Range:** 17.5 -22.25
Arms to Floor: 24.5 **Carton Wt:** 30 **UPS Wt:** 38 **COM:** .75 yd
Carton: 25L x 24W x 13H **Cube:** 4.51 **Options:** SW392
Features: 1, 4, 5, 8, 9 **Control:** Locking Tilt Control
Notes: **REPLACES** 47903A. NJ and TX In-Stock: -3 Black
 KY In-Stock: -3 Black

Fabric	List Price
-3 Black Mesh or -2 Grey	282.00
A	300.00
B	322.00
C	350.00
R	390.00



TX **EM91027-3** Mesh Back Chair with Height Adjustable PU Padded Arms, Mesh Fabric Seat, and Black Nylon Base
Overall Size: 25.25W x 23.5D x 38.25-41H
Seat: 19.75W x 19D x 2.75T **Back:** 19.5W x 20.5H **Seat Range:** 17.75 -20.5
Arms to Floor: 25 **Carton Wt:** 39 **UPS Wt:** 48 **COM:** 0.75 yd
Carton: 28L x 25W x 14H **Cube:** 5.67 **Options:** CG50, SW392
Features: 1, 4, 5, 8, 9 **Control:** Locking Tilt Control
Notes: TX In-Stock: -3 Black

Fabric	List Price
-3 Black	395.00
A	420.00
B	452.00
C	492.00
R	550.00



TX **EM91027G-3** Mesh Back Visitor's Chair with Height Adjustable PU Padded Arms, Mesh Fabric Seat and Black Base
Overall Size: 26.75W x 21.5D x 39.25H
Seat: 20.5W x 19.5D x 3T **Back:** 20W x 21H x 3.5T **Seat Range:** 20.5 Fixed
Arms to Floor: 27.25 **Carton Wt:** 33 **UPS Wt:** 48 **COM:** .75 yd
Carton: 26L x 22W x 17H **Cube:** 5.6 **Options:** N/A
Features: N/A **Control:** N/A
Notes: TX In-Stock: -3 Black

Fabric	List Price
-3 Black	312.00
A	332.00
B	358.00
C	390.00
R	435.00



NJ TX **EM98880-F3** Mesh Back Chair with Padded Fabric Seat, Height Adjustable Arms, Adjustable Lumbar Support and Black Angled Nylon Base
Overall Size: 27.75W x 24.75D x 39 - 42.25H
Seat: 20W x 19.5D x 3T **Back:** 19.5W x 20.25H **Seat Range:** 19.5-22.5 Fixed
Arms to Floor: 28 **Carton Wt:** 44 **UPS Wt:** 50 **COM:** N/A
Carton: 27L x 25W x 15H **Cube:** 5.85 **Options:** SW72
Features: 1, 4, 5, 8, 9 **Control:** Deluxe 2-to-1 Synchro Knee Tilt
Notes:

Fabric	List Price
-F3 Black Fabric Seat	475.00



SPX61522-3 Breathable Screen Back and Padded Mesh Seat with Adjustable Lumbar Support and Wrap Around Height Adjustable Arms
Overall Size: 25W x 24.75D x 37.5-40.5H
Seat: 19.5W x 18.75D x 2.25T **Back:** 19W x 20H **Seat Range:** 18-21
Arms to Floor: 24.5 **Carton Wt:** 30 **UPS Wt:** 33 **COM:** N/A
Carton: 25L x 24W x 11H **Cube:** 3.82 **Options:** CG50, SW392
Features: 1, 4, 8, 9 **Control:** Locking Tilt
Notes: Angled Nylon Base

Fabric	List Price
-3 Black	332.00



NJ **599302** Woven Mesh Back Chair with Black Mesh or Custom Fabric Seat, Height Adjustable Arms, Adjustable Lumbar and Nylon Base
Overall Size: 25.75W x 23.25D x 44H
Seat: 19.25W x 19.5D x 3T **Back:** 20.25W x 22.5H **Seat Range:** 18 -22.5
Arms to Floor: 25.25 **Carton Wt:** 37 **UPS Wt:** 37 **COM:** .5 yds
Carton: 26L x 23W x 11H **Cube:** 3.81 **Options:** CG50, SW70
Features: 1, 4, 5, 8, 9 **Control:** Locking Tilt
Notes: Dual Wheel Carpet Casters

Fabric	List Price
Black Mesh	332.00
A	355.00
B	382.00
C	415.00
R	462.00



NJ **599402** Woven Mesh Back Chair with Black Leather Seat, Height Adjustable Arms, Adjustable Lumbar and Nylon Base
Overall Size: 25.75W x 23.25D x 44H
Seat: 19.25W x 19.5D x 3T **Back:** 20.25W x 22.5H **Seat Range:** 18 -22.5
Arms to Floor: 25.25 **Carton Wt:** 37 **UPS Wt:** 37 **COM:** N/A
Carton: 26L x 24W x 11H **Cube:** 3.97 **Options:** CG50, SW70
Features: 1, 4, 5, 8, 9 **Control:** Locking Tilt
Notes: Dual Wheel Carpet Casters

Fabric	List Price
Black Bonded Leather	352.00

Self-Skinned Urethane Seating



GREENGUARD **KH206** Saddle Seat Stool with Seat Angle Adjustment and Dual Wheel Carpet Casters
Overall Size: 27W x 27D x 29.75-39.5H
Seat: 13.5W x 9.25D x 2.5T **Back:** N/A **Seat Range:** 23.25-33
Arms to Floor: N/A **Carton Wt:** 24 **UPS Wt:** 25 **COM:** N/A
Carton: 25L x 25W x 8H **Cube:** 2.89 **Options:** CG50, SW70, SK1, SK5
Features: 1, 4, 5, 9 **Control:** Pneumatic Height with Seat Tilt
Notes:

Fabric	List Price
Black Self-Skinned Urethane	220.00



GREENGUARD **KH503** Intermediate Stool with Dual Wheel Carpet Casters
Overall Size: 22.25W x 22.5D x 17.25 - 24.75H
Seat: 14.25W x 14.25D x 1.5T **Back:** N/A **Seat Range:** 17.25 - 24.75
Arms to Floor: N/A **Carton Wt:** 19 **UPS Wt:** 19 **COM:** N/A
Carton: 23L x 22W x 5H **Cube:** 1.46 **Options:** CG50, SW70, SK7, SK5
Features: 1, 4 **Control:** Pneumatic Height
Notes:

Fabric	List Price
Black Self-Skinned Urethane	170.00



GREENGUARD **NJ** **KH507** Stool with Adjustable Footrest and Dual Wheel Carpet Casters
Overall Size: 22.5W x 22.5D x 30.5H
Seat: 14.25W x 14.25D x 1.5T **Back:** N/A **Seat Range:** 20.5 - 30.5
Arms to Floor: N/A **Carton Wt:** 21 **UPS Wt:** 21 **COM:** N/A
Carton: 23L x 23W x 7H **Cube:** 2.14 **Options:** CG50, SW70
Features: 1, 4, **Control:** Pneumatic Height
Notes:

Fabric	List Price
Black Self-Skinned Urethane	260.00



GREENGUARD **NJ** **KH520** Task Chair with Dual Wheel Carpet Casters
Overall Size: 18.5W x 22.5D x 37.5H
Seat: 18.5W x 18D x 1.5T **Back:** 17W x 13.25H x 1T **Seat Range:** 16 -21
Arms to Floor: N/A **Carton Wt:** 31 **UPS Wt:** 31 **COM:** N/A
Carton: 24L x 22W x 8H **Cube:** 2.44 **Options:** CG50, SW70, SK7, SK5
Features: 1, 2, 3, 4 **Control:** Pneumatic Height
Notes: **REPLACES** KH220

Fabric	List Price
Black Self-Skinned Urethane	350.00



GREENGUARD **KH580** Ergonomic Chair with Seat Tilt and Back Angle Adjustment and Dual Wheel Carpet Casters
Overall Size: 18.5W x 22.5D x 37.5H
Seat: 18.5W x 18D x 1.5T **Back:** 17W x 13.25H x 1T **Seat Range:** 16 -21
Arms to Floor: N/A **Carton Wt:** 36 **UPS Wt:** 36 **COM:** N/A
Carton: 24L x 22W x 8H **Cube:** 2.44 **Options:** CG50, SW70, SK7, SK5
Features: 1, 2, 4, 10 **Control:** Multi Task
Notes: **REPLACES** KH280

Fabric	List Price
Black Self-Skinned Urethane	415.00



KH540 Intermediate Drafting Chair with Adjustable Footrest and Dual Wheel Carpet Casters
 Overall Size: 18.5W x 22.5D x 35 - 44.5H
 Seat: 18.5W x 18D x 1.5T Back: 17W x 13.25H x 1T Seat Range: 18 - 25.5
 Arms to Floor: N/A Carton Wt: 37 UPS Wt: 37 COM: N/A
 Carton: 25L x 25W x 9H Cube: 3.25 Options: CG50, SW70
 Features: 1, 2, 3, 4 Control: Pneumatic Height
 Notes: **REPLACES** KH440

Fabric	List Price
Black Self-Skinned Urethane	365.00



KH550 Standard Drafting Chair with Adjustable Footrest and Dual Wheel Carpet Casters
 Overall Size: 18.5W x 22.5D x 48.75H
 Seat: 18.5W x 18D x 1.5T Back: 17 x 13.25H x 1T Seat Range: 22 - 32
 Arms to Floor: N/A Carton Wt: 37 UPS Wt: 37 COM: N/A
 Carton: 25L x 25W x 9H Cube: 3.26 Options: CG50, SW70
 Features: 1, 2, 3, 4 Control: Pneumatic Height
 Notes: **REPLACES** KH450

Fabric	List Price
Black Self-Skinned Urethane	440.00



KH570 Intermediate Ergonomic Drafting Chair with Seat Tilt, Back Angle Adjustment, Adjustable Footrest and Dual Wheel Carpet Casters
 Overall Size: 18.5W x 21.5D x 41.75H
 Seat: 18.5W x 18D x 1.5T Back: 17W x 13.25H x 1T Seat Range: 18 - 25.5
 Arms to Floor: N/A Carton Wt: 41 UPS Wt: 41 COM: N/A
 Carton: 25L x 25W x 9H Cube: 3.26 Options: CG50, SW70
 Features: 1, 2, 4, 10 Control: Multi Task
 Notes: **REPLACES** KH470

Fabric	List Price
Black Self-Skinned Urethane	460.00



04-ARMS-3 Height Adjustable Arms
 Carton Wt: 9 Cube: 0.61
 Designed For: 2902, 2817 & 98341 Only
 List: 85.00



07-ARMS-3 2-Way Adjustable Arms
 Carton Wt: 9 Cube: 0.61
 Designed For: See Individual Chair Options
 List: 90.00



SK-7 Stool Kit w/18" Chrome Ring
 Carton Wt: 5 Cube: 0.63
 Designed For: See Individual Chair Options - Adds 7.5 inches to Seat Height - Ring is Height Adjustable
 List: 48.00



SW70 Soft Wheel Caster (set of 5)
 Carton Wt: 2 Cube: 0.2
 Designed For: Most Work Smart & Space Chairs - See individual Chair Options
 List: 30.00 (set of 5)



SW392 Soft Wheel Caster (set of 5)
 Carton Wt: 2 Cube: 0.2
 Designed For: Angled Base Chairs See Individual Chair Options
 List: 32.00 (set of 5)



CG50 Floor Glides (set of 5)
 Carton Wt: 2 Cube: 0.2
 Designed For: Most Work Smart Chairs & Space Drafting Chairs - See Individual Chair Options
 List: 25.00 (set of 5)



SW72 Soft Wheel Caster (set of 4)
 Carton Wt: 2 Cube: 0.2
 Designed For: FC84 Series
 List: 25.00 (set of 4)



CG60 Glides (Fixed Position - set of 4)
 Carton Wt: 2 Cube: 0.2
 Designed For: FC84 Series
 List: 25.00 (set of 4)



SK-5 Stool Kit w/19" Nylon Ring
 Carton Wt: 7 UPS Wt: 8 Cube: 0.92
 Designed For: See Individual Chair Options - Adds 7.5 inches to Seat Height - Ring is Height Adjustable
 List: 60.00

NEW

Breakroom Collection



◆ PTR2830A4 Patterson Metal Chair with Arms and Accented Backrest, Fully Assembled
KY
Overall Size: 21.75W x 20.25D x 29.25H
Seat: 13.25W x 14D **Back:** 8W x 12.5H **Seat Range:** 17.25 Fixed
Carton Wt: 52 **UPS Wt:** 117
Carton: 45L x 23W x 23H **Cube:** 13.78
Notes: Pricing Reflects 4-Pack. Indoor Use Only.
2-Pack: PTR2830A2: Carton Wt: 27 UPS Wt: 91
Carton: 35L x 23W x 23H Cube: 10.71

Finish	List Price
-3 Black	496.00
-9 Red	
-11 White	
-16 Mint	
-18 Orange	
2-Pack	300.00



◆ PTR3024A4 Patterson 24" Backless Metal Stool, Fully Assembled
KY
Overall Size: 16W x 16D x 24H
Seat: 12W x 12D **Seat Range:** 24 Fixed
Carton Wt: 41 **UPS Wt:** 60
Carton: 40L x 18W x 17H **Cube:** 7.08
Notes: Pricing Reflects 4-Pack, stackable. Indoor Use Only.
2-Pack: PTR3024A2: Carton Wt: 22 UPS Wt: 45
Carton: 30L x 18W x 17H Cube: 5.3 KY In-Stock: -3 and -11

Finish	List Price
-3 Black	372.00
-9 Red	
-11 White	
-16 Mint	
-18 Orange	
2-Pack	250.00



◆ PTR3030A4 Patterson 30" Backless Metal Stool, Fully Assembled
Overall Size: 17W x 17D x 30.25H
Seat: 12W x 12D x 1.5T **Seat Range:** 30.25 Fixed
Carton Wt: 46 **UPS Wt:** 73
Carton: 46L x 18W x 18H **Cube:** 8.62
Notes: Pricing Reflects 4-Pack, stackable. Indoor Use Only.
2-Pack: PTR3030A2: Carton Wt: 25 UPS Wt: 57 **Carton: 36L x 18W x 18H**
Cube: 6.75

Finish	List Price
-3 Black	412.00
-9 Red	
-11 White	
-16 Mint	
-18 Orange	
2-Pack	266.00



shown: -C210-1

◆ BRW29A4 Bristow Antique Metal Chair, Fully Assembled
KY
Overall Size: 17W x 20D x 33.5H
Seat: 13.25W x 13.75D **Back:** 17W x 17H **Seat Range:** 17.25 Fixed
Carton Wt: 56 **UPS Wt:** 116
Carton: 42L x 27W x 21H **Cube:** 13.78
Notes: Pricing Reflects 4-Pack
2-Pack: BRW29A2: Carton Wt: 28 UPS Wt: 74 **Carton: 40L x 20W x 19H**
Cube: 8.79 KY In-Stock: BRW29A4-C230 and -C210-1

Finish	List Price
-C230 Matte Black	696.00
-C210-1	
Matte Galvanized	
2-Pack	390.00



shown: -CP

◆ BRW29A4 Bristow Antique Metal Chair, Fully Assembled
KY
Overall Size: 17W x 20D x 33.5H
Seat: 13.25W x 13.75D **Back:** 17W x 17H **Seat Range:** 17.25 Fixed
Carton Wt: 56 **UPS Wt:** 116
Carton: 42L x 27W x 21H **Cube:** 13.78
Notes: Pricing Reflects 4-Pack. Indoor Use Only.
2-Pack: BRW29A2: Carton Wt: 28 UPS Wt: 74
Carton: 40L x 20W x 19H Cube: 8.79
 KY In-Stock: BRW29A2-C210-1
 BRW29A4-ASB, GM and ATQ
***New Colors**

Finish	List Price
-AB Antique Black	696.00
-AC Antique Copper	
-AW Antique White	
-AY Antique Yellow	
-ASB Antique Sky Blue	
-ARD Antique Red	
-AOR Antique Orange	
-GM Industrial Steel	
-AP Antique Pink	
-AL Antique Lime	
-ARB Antique Royal Blue	
-CP Copper	
-ATQ Antique Turquoise	
-BC Brushed Copper	390.00
-BS Brushed Silver	
-BRC Brushed Red Copper	
2-Pack	(2-Pack)



shown: -AL

◆ BRW3026A4 Bristow 26" Antique Metal Bar Stool, Fully Assembled
KY
Overall Size: 16.25W x 16.25D x 26.25H
Seat: 12W x 12D x 1.5T **Back:** N/A **Seat Range:** 26.25 Fixed
Carton Wt: 48 **UPS Wt:** 74
Carton: 44L x 19W x 18H **Cube:** 8.7
Notes: Pricing Reflects 4-Pack, stackable. Indoor Use Only.
2-Pack: BRW3026A2: Carton Wt: 24 UPS Wt: 54 **Carton: 19L x 18W x 32H** **Cube: 6.3**
 KY In-Stock: BRW3026A4-AB, -AC, -AW, -AY, -ASB, -ARD, -AOR, -GM, -ARB and -ATQ
 BRW3026A2-AB, -AC

Finish	List Price
-AB Antique Black	508.00
-AC Antique Copper	
-AW Antique White	
-AY Antique Yellow	
-ASB Antique Sky Blue	
-ARD Antique Red	
-AOR Antique Orange	
-GM Industrial Steel	
-AP Antique Pink	
-AL Antique Lime	
-ARB Antique Royal Blue	
-CP Copper	
-ATQ Antique Turquoise	
-C210-1	294.00
Matte Galvanized	
2-Pack	(2-Pack)








shown: -ARB











◆ BRW3030A4 Bristow 30" Antique Metal Bar Stool, Fully Assembled
KY
Overall Size: 16.75W x 16.75D x 30.25H
Seat: 12W x 12D x 1.5T **Back:** N/A **Seat Range:** 30.25 Fixed
Carton Wt: 53 **UPS Wt:** 87
Carton: 49L x 19W x 19H **Cube:** 10.23
Notes: Pricing Reflects 4-Pack, stackable. Indoor Use Only.
2-Pack: BRW3030A2: Carton Wt: 28 UPS Wt: 64
Carton: 36L x 19W x 19H Cube: 7.12
 BRW3030A4-AB, -AC, -AW, -ASB, -ARD, -GM and -ATQ

Finish	List Price
-AB Antique Black	576.00
-AC Antique Copper	
-AW Antique White	
-AY Antique Yellow	
-ASB Antique Sky Blue	
-ARD Antique Red	
-AOR Antique Orange	
-GM Industrial Steel	
-AP Antique Pink	
-AL Antique Lime	
-ARB Antique Royal Blue	
-CP Copper	
-ATQ Antique Turquoise	
-C210-1	308.00
Matte Galvanized	
2-Pack	(2-Pack)




Folding Resin Multi Purpose



	FT6634 4' Resin Multi Purpose/Training Flip Table with Black Steel Tubular Frames, Locking Casters, and Cord Management Overall Size: 48W x 24D x 29.25H Pack: 1pc Leg Tube: 1.125" x 1.2mm Table Top: 45mm Thick Carton Wt: 36 Carton: 49L x 25W x 5H UPS Wt: 36 Cube: 3.5 Notes:	Shipping UPSable	List Price 330.00
	FT6635 5' Resin Multi Purpose/Training Flip Table with Black Steel Tubular Frames, Locking Casters, and Cord Management Overall Size: 60W x 24D x 29.25H Pack: 1pc Leg Tube: 1.5" x 1.2mm Table Top: 45mm Thick Carton Wt: 44 Carton: 62L x 26W x 6H UPS Wt: 48 Cube: 5.59 Notes:	Shipping UPSable	List Price 400.00
	BT244 Adjustable Height (13.5-28) Deluxe Personal Tray Table (4-Pack) Overall Size: 30W x 19.5D x 28H Pack: 4pc Leg Tube: .5" x 1.0mm Table Top: 42mm Thick Carton Wt: 51 Carton: 39L x 21W x 10H UPS Wt: 51 Cube: 4.73 Notes:	Shipping UPSable	List Price 308.00 4-Pack
	BT04Q 4' Resin Multi Purpose Table Overall Size: 48W x 24D x 29.25H Pack: 1pc Leg Tube: 1" x 0.8mm Table Top: 45mm Thick Carton Wt: 22 Carton: 49L x 25W x 3H UPS Wt: 21 Cube: 2.12 Notes:	Shipping UPSable	List Price 134.00
	BT04FA 4' Height Adjustable Fold in Half Resin Multi Purpose Table Overall Size: 48W x 24D x 29.25H Pack: 1pc Range: 22.5 -35.5 Leg Tube: 1" & .75" x 0.9mm Table Top: 42mm Thick Carton Wt: 24 Carton: 26L x 25W x 4H UPS Wt: 23 Cube: 1.50	Shipping UPSable	List Price 150.00

	BT04W 4' Resin Multi Purpose Table Overall Size: 48W x 30D x 29.25H Pack: 1pc Leg Tube: 1.75" x 0.8mm Table Top: 47mm Thick Carton Wt: 36 Carton: 51L x 33W x 3H UPS Wt: 31 Cube: 2.92 Notes:	Shipping UPSable	List Price 175.00
	BT05Q 5' Resin Multi Purpose Table Overall Size: 60W x 30D x 29.25H Pack: 1pc Leg Tube: 1.125" x 0.9mm Table Top: 45mm Thick Carton Wt: 30 Carton: 61L x 31W x 3H UPS Wt: 30 Cube: 3.28 Notes: See Caddies on Page 185	Shipping UPSable Oversized Package	List Price 175.00
	BT5FQW 5' Resin Multi Purpose Center Fold Table with Transport Wheels Overall Size: 61W x 30D x 29.25H Pack: 1pc Leg Tube: 1.0" x 0.8mm Table Top: 1.75" Thick Carton Wt: 29 Carton: 33L x 30W x 4H UPS Wt: 29 Cube: 2.29 Notes:	Shipping UPSable Oversized Package	List Price 188.00
	BT06Q 6' Resin Multi Purpose Table Overall Size: 72W x 30D x 29.25H Pack: 1pc Leg Tube: 1.125" x 1.0mm Table Top: 45mm Thick Carton Wt: 38 Carton: 73L x 31W x 3H UPS Wt: 35 Cube: 3.92 Notes: See Caddies on Page 185	Shipping UPSable Oversized Package	List Price 188.00
	BT6FQ 6' Resin Center Fold Multi Purpose Table Overall Size: 72W x 30D x 29.25H Pack: 1pc Leg Tube: 1.125" x 0.9mm Table Top: 45mm Thick Carton Wt: 34 Carton: 38L x 30W x 4H UPS Wt: 34 Cube: 2.63 Notes:	Shipping UPSable	Updated List Price 205.00
	BT6FQW 6' Resin Multi Purpose Center Fold Table with Transport Wheels Overall Size: 72.5W x 30D x 29.75H Pack: 1pc Leg Tube: 1.125" x 1.1mm Table Top: 2.25" Thick Carton Wt: 43 Carton: 39L x 31W x 5H UPS Wt: 43 Cube: 3.49 Notes:	Shipping UPSable Oversized Package	List Price 230.00
	BT06A 6' Height Adjustable Resin Multi Purpose Table Overall Size: 72W x 30D x 29.25H Pack: 1pc Range: 29.25 -37 Leg Tube: 1.125" x 1.0mm Table Top: 45mm Thick Carton Wt: 38 Carton: 73L x 31W x 3H UPS Wt: 35 Cube: 3.92 Notes:	Shipping UPSable Oversized Package	List Price 205.00
	BT08Q 8' Resin Multi Purpose Table Overall Size: 96W x 30D x 29.25H Pack: 1pc Leg Tube: 1.125" x 1.0mm Table Top: 50mm Thick Carton Wt: 49 Carton: 98L x 31W x 3H UPS Wt: Non UPSable Cube: 5.27 Notes: See Caddies on Page 185	Shipping Non UPSable	List Price 272.00
	BT36 36" Square Resin Table Overall Size: 36W x 36D x 29H Pack: 1pc Leg Tube: 38.1mm x 1.0mm Table Top: 45mm Thick Carton Wt: 27 Carton: 37L x 37W x 3H UPS Wt: 25 Cube: 2.37 Notes:	Shipping UPSable	List Price 160.00
	BT48Q 48" Round Resin Multi Purpose Table Overall Size: 48W x 48D x 29.25H Pack: 1pc Leg Tube: 31.125" x 1.0mm Table Top: 45mm Thick Carton Wt: 33 Carton: 49L x 49W x 3H UPS Wt: 38 Cube: 4.17 Notes: See Caddies on Page 185	Shipping UPSable Oversized Package	List Price 225.00

	NJ BT60Q 60" Round Resin Multi Purpose Table Overall Size: 60W x 60D x 29.25H Pack: 1pc Leg Tube: 1.25" x 1.0mm Table Top: 50mm Thick Carton Wt: 50 Carton: 61L x 61W x 3H UPS Wt: Non UPSable Cube: 6.46 Notes: See Caddies on Page 185	Shipping Non UPSable	List Price 350.00
	NJ BT71Q 71" Round Resin Multi Purpose Table Overall Size: 71W x 71D x 29.25H Pack: 1pc Leg Tube: 1.5" x 1.0mm Table Top: 55mm Thick Carton Wt: 63 Carton: 72L x 72W x 3H UPS Wt: Non UPSable Cube: 9.0 Notes: See Caddies on Page 185	Shipping Non UPSable	List Price 475.00
	NJ BT22 Resin Training Multi Purpose Table Overall Size: 70.5W x 19.5D x 29.5H Pack: 1pc Leg Tube: 1" x 1.0mm Table Top: 55mm Thick Carton Wt: 28 Carton: 71L x 21W x 3H UPS Wt: 28 Cube: 2.58 Notes:	Shipping UPSable	List Price 170.00
	NJ PC-02 Resin Chair (4-Pack Blow Mold) Overall Size: 18.5W x 21.9D x 33.2H Pack: 4pc Leg Tube: 1.125" x 1.1mm Table Top: N/A Carton Wt: 51 (4-Pack) Carton: 44L x 19W x 11H UPS Wt: 45 Cube: 5.32 Notes: See Caddies on Page 185	Shipping UPSable 300 lbs.	List Price 324.00 4-Pack
	KY PC-03 Resin Chair (4-Pack Blow Mold) Overall Size: 18.5W x 22D x 33.2H Pack: 4pc Leg Tube: 1.125" x 0.9mm Table Top: N/A Carton Wt: 51 (4-Pack) Carton: 44L x 19W x 12H UPS Wt: 51 Cube: 5.80 Notes: See Caddies on Page 185	Shipping UPSable 300 lbs.	List Price 324.00 4-Pack
	KY PC-54 Plastic Chair (4-Pack) Overall Size: 17.5W x 21D x 34.25H Pack: 4pc Leg Tube: 0.75" x 0.85mm Table Top: N/A Carton Wt: 26 (4-Pack) Carton: 42L x 18W x 7H UPS Wt: 26 Cube: 3.06 Notes: See Caddies on Page 185	Shipping UPSable 225 lbs.	List Price 192.00 4-Pack
	PCT-05 5 Piece Folding Set (4 chairs and 36" x 36" fold in half table) Overall Size Table: 36W x 36D x 27.75H Pack: 1 set Overall Size Chair: 17.75W x 17.5D x 34.5H Carton Wt: 49 Carton: 37L x 20W x 9H UPS Wt: 49 Cube: 3.85 Notes:	Shipping UPSable 225 lbs.	List Price 330.00
	QT7205-05 5-Piece Folding Set (4 chairs and table) Overall Size Table: 72W x 29.5D x 29.25H Pack: 1 set Overall Size Chair: 17.75W x 16.25D x 30H Carton Wt: 59 Carton: 41L x 39W x 8H UPS Wt: 63 Cube: 7.4 Notes:	Shipping UPSable Oversized Package 225 lbs.	List Price 492.00
	QT7302-03 3-Piece Folding Set (2 chairs and table) Overall Size Table: 48W x 24D x 22.75-32.5H Pack: 1 set Overall Size Chair: 17.75W x 16.25D x 30H Carton Wt: 36 Carton: 38L x 26W x 7H UPS Wt: 36 Cube: 4.0 Notes: Adjustable Height Table	Shipping UPSable 225 lbs.	List Price 272.00
	KY QT3965 3 Piece Folding Table and Bench Set (2 benches and one BT6FQ) Overall Size Table: 72W x 30D x 29.25H Pack: 1 set Overall Size Bench: 72.5W x 12D x 17.5H Carton Wt: 72 Carton: 40L x 32W x 8H UPS Wt: 72 Cube: 5.92 Notes:	Shipping UPSable 225 lbs.	List Price 460.00

	KY PC-15F Fold in Half Bench Overall Size: 72.5W x 12D x 17.5H Pack: 1pc Leg Tube: 1" x 0.8mm Table Top: N/A Carton Wt: 20 Carton: 38L x 13W x 5H UPS Wt: 20 Cube: 1.42 Notes:	Shipping UPSable 225 lbs.	List Price 130.00
---	--	--	----------------------

Caddies and Dollies

	NJ TC102 Caddy for BT05Q, BT06Q, BT08Q or BT06A Overall Size: 76W x 30.3D x 45.3H Pack: 1pc Handle Tube: 1.125" x 1.8mm Carton Wt: 75 Carton: 78L x 34W x 6H UPS Wt: 78 Cube: 9.21 Notes: Holds up to 20 BT05Q, BT06Q, 18 BT08Q and 20 BT06A	Shipping UPSable Oversized Package	List Price 430.00
	NJ TC103 Caddy for PC02 / PC03 Chairs Overall Size: 34.4W x 18.8D x 74.8H Pack: 1pc Square Tube: 31.8mm x 31.8mm x 1.2mm Carton Wt: 49 Carton: 47L x 20W x 5H UPS Wt: 49 Cube: 3.26 Notes: Holds up to 28 PC02 or PC03 Chairs	Shipping UPSable	List Price 290.00
	NJ TC104 Caddy for PC54 Chairs Overall Size: 37.6W x 18.7D x 77.5H Pack: 1pc Square Tube: 31.8mm x 31.8mm x 1.2mm Carton Wt: 47 Carton: 40L x 22W x 5H UPS Wt: 47 Cube: 2.55 Notes: Holds up to 60 PC54 Chairs	Shipping UPSable	List Price 290.00
	NJ TC106 Caddy for BT48Q, BT60Q and BT71 Round Tables Overall Size: 52W x 32.8D x 40.2H Pack: 1pc Handle Tube: 1.25" x 1.0mm Carton Wt: 76 Carton: 53L x 35W x 5H UPS Wt: 76 Cube: 5.36 Notes: Holds up to 14 BT71Q, 15 BT60Q or 17 BT48Q	Shipping UPSable Oversized Package	List Price 410.00
	DOL865 Stacking Dolly for STC865R, R and STC3030 Chairs with 2 locking Casters Overall Size: 31.5W x 24.5D x 15.25H Carton Wt: 16 Cube: 7.95 Pack: 1pc Carton: 33L x 26W x 16H UPS Wt: 67 Notes: Fully assembled.	Shipping UPSable	List Price 185.00
	DOL8300 Stacking Dolly for STC8300 Chairs with 2 Locking Casters Overall Size: 31.5W x 21.75D x 18.25H Carton Wt: 18 Cube: 7.95 Pack: 1pc Carton: 33L x 26W x 16H UPS Wt: 67 Notes: Fully assembled.	Shipping UPSable	List Price 185.00
	DOL8000 Stacking Dolly for FC8000 & FC8100 Chairs with 2 Locking Casters Overall Size: 71W x 19.25D x 44.5H Carton Wt: 40 Cube: 5.42 Pack: 1pc Carton: 72L x 20W x 7H UPS Wt: 49 Notes: Holds up to 32 Folded FC8000 Chairs and 22 Folded FC8100 Chairs.	Shipping UPSable	List Price 185.00
	DOL8302 Stacking Dolly for STC8302 and DC8309 Chairs with 2 Locking Casters Overall Size: 31.5W x 23.25D x 16.5H Carton Wt: 16 Cube: 7.95 Pack: 1pc Carton: 33L x 26W x 16H UPS Wt: 67 Notes: Fully assembled.	Shipping UPSable	List Price 185.00

◆ **Light Duty Seating**



KCW773 shown with HZN25

◆ **SC117** Basic Task Chair with Molded Foam Seat and Back

Overall Size: 19.5W x 21.5D x 38H
Seat: 18W x 17D x 2.5T **Back:** 16W x 10.5H x 2T **Seat Range:** 16.75 -22.5
Arms to Floor: N/A **Carton Wt:** 22 **UPS Wt:** 24 **COM:** 0.8 yds
Carton: 29L x 21W x 8H **Cube:** 2.81 **Options:** 07, CG50, SW70, SK1, SK5
Features: 1, 2, 3, 4 **Control:** Pneumatic
Notes: NJ and KY In-Stock: -231 Icon Black

Fabric	List Price
A	140.00
B	148.00
C	156.00

PROGRAM **200 lbs.**

◆ **SC66** Task Chair with Saddle Seat and Height Adjustable Soft Padded Arms

Overall Size: 28W x 23.5D x 40H
Seat: 19.5W x 18D x 3T **Back:** 17.75W x 18H x 2.5T **Seat Range:** 18 -22.25
Arms to Floor: 25.5 **Carton Wt:** 36 **UPS Wt:** 37 **COM:** 1.75 yds
Carton: 25L x 23W x 13H **Cube:** 4.32 **Options:** CG50, SW70
Features: 1, 4, 5, 8, 9 **Control:** Locking Tilt
Notes: NJ In-Stock: -231

Fabric	List Price
A	335.00
B	356.00
C	380.00

PROGRAM **200 lbs.**

Specialty Seating

◆ **KCM1420** Ergonomically Designed Knee Chair with Casters and Memory Foam

Overall Size: 17W x 25.25D x 20.5H
Seat: 17W x 12.5D x 2.5T **Knee Pads:** 16.5W x 10.5D x 2.5T **Seat Range:** 20.5 -28
Arms to Floor: N/A **Carton Wt:** 20 **UPS Wt:** 20 **COM:** N/A
Carton: 26L x 19W x 8H **Cube:** 2.28 **Options:** N/A
Features: N/A **Control:** Manual
Notes:

Fabric	List Price
Coal	225.00

200 lbs.

◆ **KCM1425** Ergonomically Designed Knee Chair with 5 Star Base, Casters and Memory Foam

Overall Size: 17W x 22.25D x 22.5H
Seat: 17W x 13.75D x 3.5T **Knee Pad:** 16.5W x 12.5H x 3.25T
Seat Range: 18.5 -23 **Carton Wt:** 20 **UPS Wt:** 25 **COM:** N/A
Carton: 22L x 21W x 11H **Cube:** 2.94 **Options:** N/A
Features: 1, 4 **Control:** Pneumatic
Notes:

Fabric	List Price
Coal	265.00

200 lbs.

◆ **KCW773/KCW778** Ergonomically Designed Mahogany Finished Wood Knee Chair with Casters and Memory Foam

Overall Size: 17W x 31D x 25H
Seat: 17W x 12.25D x 2.5T **Knee Pad:** 18.25W x 10.5H x 2.5T **Seat Range:** 22 -25
Arms to Floor: N/A **Carton Wt:** 19 **UPS Wt:** 19 **COM:** N/A
Carton: 26L x 18W x 8H **Cube:** 2.16 **Options:** N/A
Features: N/A **Control:** Manual
Notes:

Fabric	List Price
KCW773 Coal/ Mahogany	298.00
KCW778 Coal/Esspresso	

200 lbs.

◆ **DOR26** Dorado Office Chair with Fixed Padded Arms and Chrome Finish Base and Accents

Overall Size: 17W x 31D x 37.75H
Seat: 17.5W x 16.5D **Back:** 16.75W x 18H x 1T **Seat Range:** 18 -22
Arms to Floor: 23.5 **Carton Wt:** 29 **UPS Wt:** 29 **COM:** N/A
Carton: 24L x 24W x 10H **Cube:** 3.33 **Options:** CG50, SW70
Features: 1, 4, 5, 8, 9 **Control:** Locking Tilt
Notes: KY In-Stock: -ES Espresso and -GY Grey

Fabric	List Price
-ES Espresso -BK Black -WH White -RD Red -GY Grey	318.00

***New Color**
200 lbs.

Executive Fabric and Bonded Leather Seating

◆ **EX3301** Manager's Chair with Loop Arms


Overall Size: 22.5W x 25.5D x 38.25H
Seat: 20.5W x 20.75D x 4.25T **Back:** 20W x 17H x 3.5T **Seat Range:** 17.25 -21
Arms to Floor: 26.25 **Carton Wt:** 31 **UPS Wt:** 37 **COM:** 1.0 yds
Carton: 24L x 24W x 13H **Cube:** 4.33 **Options:** CG50, SW70
Features: 1, 4, 5, 8, 9 **Control:** Locking Tilt
Notes:

Fabric	List Price
A	240.00
B	255.00
C	272.00


PROGRAM **200 lbs.**


◆ Office Seating under "◆ General Warranty" are not intended for commercial use (40-hour work week)


◆ Office Seating under "◆ General Warranty" are not intended for commercial use (40-hour work week)


	NJ EX3302 Matching Conference/Visitor's Chair to EX3301	Fabric	List Price
	Overall Size: 21.75W x 25D x 34.5H Seat: 20.5W x 20.75D x 4.25T Back: 20W x 17H x 3.5T Seat Range: 18.25 Fixed Arms to Floor: 26.25 Carton Wt: 25 UPS Wt: 34 COM: 1.0 yds Carton: 27L x 23W x 11H Cube: 3.95 Options: N/A Features: N/A Control: N/A Notes: NJ In-Stock: -231	A	200.00
		B	215.00
		C	230.00




	NJ EC3393 Bonded Leather Executive Chair	Fabric	List Price
	Overall Size: 23W x 25D x 41.75H Seat: 19W x 19D x 3T Back: 19W x 23H x 3T Seat Range: 16.75 -20.5 Arms to Floor: 24 Carton Wt: 32 UPS Wt: 32 COM: N/A Carton: 25L x 24W x 11H Cube: 3.81 Options: CG50, SW70 Features: 1, 4, 5, 8, 9 Control: Locking Tilt Notes:	Bonded Leather -EC3 Black	250.00
		200 lbs.	

	NJ EC22070 High Back Bonded Leather Executive Chair	Fabric	List Price
	Overall Size: 26.5W x 27D x 45.5H Seat: 21W x 18.5D x 3T Back: 21W x 25.5H x 5T Seat Range: 17.5 -21.5 Arms to Floor: 25 Carton Wt: 38 UPS Wt: 49 COM: N/A Carton: 30L x 24W x 14H Cube: 5.83 Options: CG50, SW70 Features: 1, 4, 5, 8, 9 Control: Locking Tilt Notes:	Bonded Leather -EC3 Black	325.00
		200 lbs.	


	NJ FL7480 High Back Faux Leather Executive Chair with Padded Arms	Fabric	List Price
	Overall Size: 26W x 27.25D x 47.5H Seat: 20.25W x 19.5D x 4.5T Back: 20W x 26.25H x 4.5T Seat Range: 19 -22.75 Arms to Floor: 27 Carton Wt: 38 UPS Wt: 54 COM: N/A Carton: 28L x 26W x 15H Cube: 6.31 Options: CG50, SW70 Features: 1, 4, 5, 8, 9 Control: Locking Tilt Notes:	Faux Leather -U6 Black	345.00
		200 lbs.	


	NJ FL7481 Mid Back Faux Leather Executive Chair with Padded Arms	Fabric	List Price
	Overall Size: 26W x 27.25D x 43.5H Seat: 20.25W x 19.5D x 4.5T Back: 20W x 21H x 4T Seat Range: 19 -22.75 Arms to Floor: 27 Carton Wt: 38 UPS Wt: 44 COM: N/A Carton: 25L x 24W x 15H Cube: 5.20 Options: CG50, SW70 Features: 1, 4, 5, 8, 9 Control: Locking Tilt Notes:	Faux Leather -U6 Black	312.00
		200 lbs.	


	NJ FL7485 Faux Leather Visitor's Chair with Padded Arms and Sled Base	Fabric	List Price
	Overall Size: 26W x 26.75D x 41.5H Seat: 26W x 20D x 4.5T Back: 19.5W x 22.5H x 5T Seat Range: 19.75 Fixed Arms to Floor: 28 Carton Wt: 39 UPS Wt: 47 COM: N/A Carton: 27L x 22W x 16H Cube: 5.5 Options: N/A Features: N/A Control: N/A Notes:	Faux Leather -U6 Black	296.00
		200 lbs.	

◆ Office Seating under "◆ General Warranty" are not intended for commercial use (40-hour work week)


■ NJ, KY or TX In Stock


	NJ ST235V-3 Chrome Finish Stool with Vinyl Seat and Back and Dual Wheel Carpet Casters	Fabric	List Price
	Overall Size: 23W x 24D x 39.25H Seat: 16W x 16D x 4T Back: 16W x 10H x 3T Seat Range: 19.5 - 25 Arms to Floor: N/A Carton Wt: 19 UPS Wt: 25 COM: N/A Carton: 23L x 22W x 10H Cube: 2.93 Options: CG50, SW70 Features: 1, 4 Control: Pneumatic Height Notes: REPLACES ST245V NJ In-Stock: -3 Black Vinyl	Black Vinyl	278.00
		Dillon	310.00
		200 lbs.	


	NJ ST428V-3 Chrome Finish Backless Stool with Vinyl Seat and Dual Wheel Carpet Casters	Fabric	List Price
	Overall Size: 23W x 23D x 26.5H Seat: 16W x 16D x 4T Back: N/A Seat Range: 19.5 - 25 Arms to Floor: N/A Carton Wt: 18 UPS Wt: 21 COM: N/A Carton: 24L x 22W x 8H Cube: 2.44 Options: CG50, SW70 Features: 1, 4 Control: Pneumatic Height Notes: REPLACES ST418V NJ In-Stock: -3 Black Vinyl	Black Vinyl	222.00
		Dillon	245.00
		200 lbs.	

	KY DC420V-3 Chrome Finish Ergonomic Drafting Chair with Teardrop Footrest, Casters and Glides Included	Fabric	List Price
	Overall Size: 18W x 24.5D x 50H Seat: 18W x 18D x 3T Back: 15W x 12H x 1.5T Seat Range: 26 - 36 Arms to Floor: N/A Carton Wt: 31 UPS Wt: 31 COM: N/A Carton: 24L x 23W x 11H Cube: 3.51 Options: CG50, SW70 Features: 1, 4 Control: Pneumatic Height Notes: Teardrop Footrest is not Adjustable	Black Vinyl	398.00
		200 lbs.	

Ventilated Seating

	NJ EM20700-F3 Screen Back Task Chair with Black Fabric Seat and Dual Wheel Carpet Casters	Fabric	List Price
	Overall Size: 20.5W x 23.5D x 35-39.25H Seat: 19.25W x 18D x 3.5T Back: 17.75W x 17.5H Seat Range: 18 - 22.25 Arms to Floor: N/A Carton Wt: 24 UPS Wt: 28 COM: N/A Carton: 26L x 22W x 10H Cube: 3.3 Options: CG50, SW70 Features: 1, 4 Control: Pneumatic Seat Height Notes:	-F3 Black Fabric Seat	182.00
		200 lbs.	

	NJ EM2910/EM2910V Task Chair with Screen Back and Dual Wheel Carpet Casters	Fabric	List Price
	Overall Size: 18.5W x 22.25D x 40H Seat: 18.5W x 18D x 3T Back: 17.5W x 17H Seat Range: 17.75 -23 Arms to Floor: N/A Carton Wt: 24 UPS Wt: 31 COM: N/A Carton: 24L x 24W x 11H Cube: 3.67 Options: CG50, SW70 Features: 1, 3, 4 Control: Pneumatic Height Notes: KY In-Stock: EM2910V	EM2910 -231 Icon Black	230.00
		EM2910V Black Vinyl	200 lbs.

	EM60927-3M Screen Back Task Chair with Dual Wheel Carpet Casters	Fabric	List Price
	Overall Size: 25.25W x 21.75D x 36.5-40H Seat: 18.5W x 18.75D x 2.5T Back: 17.75W x 19H Seat Range: 17.5 -21.25 Arms to Floor: 24.5 Carton Wt: 23 UPS Wt: 25 COM: N/A Carton: 23L x 22W x 10H Cube: 2.92 Options: Features: 1, 4, 5, 8, 9 Control: Locking Tilt Control Notes: Black Nylon Base	-3M Black	195.00
		200 lbs.	

NEW

◆ Office Seating under "◆ General Warranty" are not intended for commercial use (40-hour work week)

■ NJ, KY or TX In Stock

GREENGUARD Certified

CF CUSTOM • FABRIC PROGRAM

AVAILABLE FABRICS

custom fabric program | Choices in Fabric. Wherever chairs are identified with our CF graphic, you have hundreds of choices in fabric. Solids, patterns and textures. Simple and complex. Vinyls. Hospitality/healthcare-safe performance fabrics. Recycled selections. Choices for every environment. Many are IN STOCK. You can also choose C.O.M. (customer's own material). Digital representations of fabrics are available at www.officestar.net **Custom Fabrics require additional lead time.**

- | | | | |
|----------------|----------------|----------------|----------------|
| Grade A | Grade B | Grade C | Grade R |
| Linen | Castillo | Dot | Key Largo |
| Colored Mesh | Twilight | Crave | Element |
| Dove • Dillon | Fine Tune | Tracery | |
| Ridgecrest | City Park | Couture | |
| Gavotte | FreeFlex® | | |
| Interlink | Transport | | |
| Icon • Diamond | Trinket | | |
| | Crave | | |



A grade fabric



new Linen



• **contents** 100% polyester • **surface abrasion** 70,000 double rubs (Wyzenbeek), 50,000 double rubs (Martindale) •
 • **lightfastness** 40 hours: dark colors, 3.5 hours: light colors Class 4 (AATCC Test Method 16E) •
 • **colorfastness** Wet - Class 3.5, Dry - Class 4 (AATCC Test Method 8) • **flammability** TB117-2013


*Due to differences in dye batches and variations in printing as well as viewing environments and uneven color fading there will be slight variations in color. Exact matching may not be possible.

unbeatable **service**




grade fabric **A**

Colored Mesh



• **contents** 100% polyester • **flammability** CAL117•

Dove



• **contents** 70% polyester, 30% cotton • **surface abrasion** 70,000 double rubs (Wyzenbeek), 35,000 double rubs (Martindale) •
 • **lightfastness** 40 hours, Class 4 (AATCC Test Method 16E) • **colorfastness** Wet - Class 4.5, Dry - Class 4 (AATCC Test Method 8) •
 • **flammability** Cal. 117, Section E, CS-191-53, Class 1 BIFMA FF1-78, NFPA 260-1989, UFAC, Class 1, B.S. 5852 Part 1: 1979 Ignition Source 0, Smoldering Cigarette

*Due to differences in dye batches and variations in printing as well as viewing environments and uneven color fading there will be slight variations in color. Exact matching may not be possible.

Dillon (antimicrobial)



Attractive antimicrobial PVC free polyurethane available in 9 eye-catching finishes, and is engineered to meet 200,000 double rubs and CAL117 flammability requirements.



contents 100% polyurethane face 70% polyester, 30% cotton back • surface abrasion 200,000+ cycles • treatments N/A
break strength warp 130 lbs, weft 120 lbs • flammability CA Tech Bull. 117, Section E UFAC Class 1 NFPA 260 Class 1


Ridgecrest



contents 100% polyester • surface abrasion exceeds 100,000 cycles (Wyzenbeek-#10 cotton duck abradant) • backing acrylic
break strength WARP 80 lbs, WEFT 68 lbs (ASTMD4034) • seam slippage WARP 84 lbs, WEFT 72 lbs (ASTMD4034)
light fastness class 4/40 hrs min (AATCC16A) • color fastness Class 4 (ASTM D3597, AATC 8) Wet, Class 5 (ASTM D3597, AATCC 8) Dry • flammability CA Tech Bull. 117, Section E (CS-191-153) UFAC Class 1

*Due to differences in dye batches and variations in printing as well as viewing environments and uneven color fading there will be slight variations in color. Exact matching may not be possible.

Gavotte



contents 100% polyester • surface abrasion 30,000 cycles (cotton duck)
break strength warp 96 lbs, fill 99 lbs • flammability CA Tech Bull. 117, Section E • treatments N/A


Interlink



contents 100% Olefin backing: latex • surface abrasion 30,000+ double rubs • break strength warp 100 lbs, fill 125 lbs
flammability CA Tech Bull. 117, Section E UFAC Class 1 BIFMA, Class 1 • treatments BLOCKaide™ a soil and stain repellent finish


*Due to differences in dye batches and variations in printing as well as viewing environments and uneven color fading there will be slight variations in color. Exact matching may not be possible.

Icon



contents 100% polyester • **surface abrasion** 400,000 double rubs (Wyzenbeek ASTM-D-4157) • **break strength** warp 150 lbs, fill 88 lbs • **flammability** CA Tech Bull. 117, Section E BIFMA FF-1-78 NFPA 260-1989 UFAC, Class 1 • **treatments** ASR2000™ a soil and stain repellent finish

Diamond



contents 100% polyester • **surface abrasion** 50,000 double rubs • **break strength** warp 300 lbs, fill 300 lbs • **flammability** CA Tech Bull. 117, Section E UFAC Class 1 NFPA 260 • **treatments** N/A

*Due to differences in dye batches and variations in printing as well as viewing environments and uneven color fading there will be slight variations in color. Exact matching may not be possible.

Castillo



Castillo Antimicrobial vinyls offer the new innovative Silver Ion Technology with industry leading stain resistant properties. Available in 7 soft tone finishes, each option offers a solution for every healthcare or office environment. PVC free, and able to withstand 50,000 double rubs this unique vinyl meets the demands of high traffic lobby environments.



finish antimicrobial - silver based ion technology, i-clean-innovative easy clean technology • **contents** 100% polyurethane • **surface abrasion** exceeds 200,000 double rubs (ASTM 4157) • **break strength** Warp 141 lbs. Fill 178 lbs. (ASTM D4034) • **seam slippage** Warp 50 Fill 69 (ASTM D 4034) • **tear strength** Warp 13 Fill 9 (ASTM D 2261-96) • **pilling resistance** Class 5 (ASTM D 3511) • **crocking** Class 5 wet & dry (AATCC 8) • **colorfastness to bleach** Class 5 (AATCC 130)


Twilight



contents 67% polyester, 33% nylon • **surface abrasion** 50,000 double rubs min. cotton duck • **backing** SBR backcoating • **break strength** 175 lbf min. warp & 130 lbf min fill • **flammability** CA Tech Bull. 117, Sec. E, NFPA 260/UFAC Fabric Classification Class 1 • **treatments** BLOCKaide® • **seam slippage** 55 lbf min. warp and 40 lbf min. fill • **tear** 10 lbf. warp and fill • **pilling resistance** Class 4 min. • **color fastness to light** grade 4 min. at 40 hrs


*Due to differences in dye batches and variations in printing as well as viewing environments and uneven color fading there will be slight variations in color. Exact matching may not be possible.

Fine Tune



contents 100% polyester • **surface abrasion** 40,000 double rubs
break strength WARP 80 lbs, Fill 65 lbs • **flammability** CA Tech Bull. 117, Section E UFAC Class 1 NFPA 260 • **treatments** N/A

City Park




contents 100% polyester • **surface abrasion** 50,000 double rubs • **break strength** warp 90 lbs, fill 76 lbs
flammability CA Tech Bull. 117, Section E UFAC Class 1 NFPA 260 • **treatments** N/A

*Due to differences in dye batches and variations in printing as well as viewing environments and uneven color fading there will be slight variations in color. Exact matching may not be possible.


FreeFlex® Fabric | "Comfort You Remember"

Introducing an innovative free-flex upholstery cover providing unmatched comfort. Featuring multi-directional stretching, this 100% polyester material form-fits cushions while allowing the foam to flex more than other upholstery materials. With this heightened stretch-and-return capability, FreeFlex® also contours to an individual's shape and weight for truly individualized comfort. There's no sacrifice in durability; FreeFlex® passes 70K double rubs in Wyzenbek abrasion resistance testing.



contents 100% polyester • **surface abrasion** 50,000 double rubs (Wyzenbeek), 25,000 double rubs (Martindale)
lightfastness 20 hours, Class 4.5 (AATCC Test Method 16E) • **colorfastness** Wet - Class 4.5, Dry - Class 4.5 (AATCC Test Method 8)
flammability CA Tech Bull. 117, Section E

Transport



contents 58% polypropylene / 42% recycled polyester • **surface abrasion** 30,000 double rubs
break strength Warp 125 lbs. Fill 150 lbs. • **flammability** CA Tech. Bull 117, Section E UFAC Class 1, NFPA 260 Class 1
treatments BLOCKAide™ a soil and stain repellent finish

*Due to differences in dye batches and variations in printing as well as viewing environments and uneven color fading there will be slight variations in color. Exact matching may not be possible.

B | grade fabric

unmatched selection

Trinket



-74 | Cabernet -75 | Charcoal Onyx -78 | Cadet -80 | Ebony

contents Face: 58% polyester / 42% acrylic Backing: 100% acrylic • **surface abrasion** heavy duty 45,000 cycles
break strength Warp 73 lbs. Fill 50 lbs. • **flammability** CA 191-53 Tech. Bull 117, Section E UFAC Class 1
treatments Teflon™ fabric protector only by DuPont® (Teflon™ is a registered trademark of DuPont®. Only DuPont® makes Teflon™)

Crave



-363 | Black Triangle


contents 65% cotton / 35% polyester • **surface abrasion** 30,000 double rubs • **break strength** Warp 50 lbs. Fill 50 lbs. • **flammability** BIFMA X5.7 CA Tech. Bull 117, Section E • **treatments** stain repellent Superclear .5 oz.

C | grade fabric


NEW Dot (antimicrobial)

healthcare

Innovative soft-touch polyurethane with modern pinpoint design. Heavy-duty performance exceeding 200,000 double rubs.



-K057 | Batik -K058 | Black -K059 | Fawn



-K060 | Grey -K061 | River

contents 100% polyurethane, back: 85% polyester, 15% cotton • **surface abrasion** exceeds 200,000 cycles (wire screen abradant) (ASTM D 415-07) • **light fastness** class 4/40 hrs. min. (AATCC16A) • **color fastness** class 3 (ASTM D3597, AATCC8) wet, class 4 (ASTM D3597, AATCC8) dry • **physical properties** class 4 (ASTM D3511) brush pill • **breaking strength** 75 lbs. warp, 111 lbs. weft • **seam slippage** 36 lbs. warp, 61 lbs. weft • **flex resistance** 50,000 cycles (CFFA 10) • **cold crack** pass (CFFA 6a) • **blocking** Class I (CFFA 4) • **flammability** CA Tech Bull. 117-2013, UFAC Class 1, NFPA 260 Class I, MVSS 302

*Due to differences in dye batches and variations in printing as well as viewing environments and uneven color fading there will be slight variations in color. Exact matching may not be possible.

grade fabric | C

unbeatable service


*recommended for lounge seating Tracery



-K026 | Persimmon -K021 | Khaki -K022 | Chestnut -K023 | Taupe
 -K024 | Azure -K025 | Golden

contents 100% recycled polyester • **surface abrasion** 75,000 double rubs min. cotton duck • **backing** acrylic • **tear** 10 lbf. warp and fill • **break strength** 175 lbf min. warp & 100 lbf min fill • **flammability** CA Tech Bull. 117, Sec. E, NFPA 260/UFAC Fabric Classification Class 1 • **treatments** BLOCKaide®
seam slippage 60 lbf min. warp and fill • **tear** 10 lbf. warp and fill • **pilling resistance** Class 4 min. • **color fastness to light** grade 4 min. at 40 hrs

Couture



-K055 | Thread -K054 | Thimble -K053 | Basting

-K052 | Tailor -K056 | Seam

contents 57% post-consumer recycled polyester, 25% pre-consumer recycled polyester, 18% polyester • **weight** 9.2±1.0 oz./lin. yd. • **width** 54" min. useable • **repeat** 14.5" vertical, 14" horizontal • **backing** acrylic backcoating • **treatment** stain repellent • **breaking strength** 115lbf min. warp and 85 lbf min. fill • **tear** 25 lbf warp and 30 lbf min. fill • **seam slippage** 55 lbf warp and 60 lbf fill • **pilling resistance** class 5 • **colorfastness to light** grade 4 min. at 40 hrs • **colorfastness to crocking** grade 4 min. dry & grade 3 min. wet • **wyzenbeek abrasion resistance** 100,000 double rubs cotton duck • **flammability** CA Tech Bull. 117-2013, Sec. 1, NFPA 260/UFAC Fabric Classification Class 1, ASTM E84

*Due to differences in dye batches and variations in printing as well as viewing environments and uneven color fading there will be slight variations in color. Exact matching may not be possible.

Key Largo



Greenguard certified, Resilience SR Stain resistance, anti-microbial and anti-bacterial protection Key Largo is a fun way to brighten the room. Engineered to withstand 250,000 double rubs, Key Largo vinyls top the list for a solution perform in the most extreme environments.



contents 100% PVC vinyl • surface abrasion passes 250,000 double rubs • backing 100% brushed polyester knit • break strength min warp 79, fill 56 • flammability passes NFPA 260 (equiv. to UFAC), Class 1, Cal. 117, Sec. E, ASTM E84 Class 2 or B (adhered), BIFMA, FMVSS 302, IMO A.652 (16) 8.2 & 8.3, may comply with Cal. Tech. Bull. 133 when combined with appropriate components • pilling resistance Class N/A • color fastness to light 1000 hrs



Recycled Fabric 100% Recycled. Wherever chairs are identified with our CF graphic, you can select 100% recycled polyester fabrics from our Cosmopolitan, Champagne, and Elements collections. All surpass 100,000 double-rub durability testing as well as CAL 117, NFPA 260 and UFAC Class 1 flammability standards, so you can protect your immediate environment as well as our planet. That's big-picture thinking. See your choices at www.officestart.net/fabrics

Element



contents 100% recycled polyester • surface abrasion 130,000+ double rubs • break strength min warp 100 lbs, min fill 100 lbs • flammability CA Tech Bull. 117, Section E UFAC Class 1 NFPA 260 Class 1 • treatments N/A

*Due to differences in dye batches and variations in printing as well as viewing environments and uneven color fading there will be slight variations in color. Exact matching may not be possible.

Faux Leather



contents 60% Elastane Fiber and 40% Segmented Polyurethane • flammability CA Tech Bull. 117

Woven

Applicable to: MST Series



contents 46% polyester, 18% viscose, 36% cotton • surface abrasion over 50000 cycles • break strength min warp 190 lbs, weft 120 lbs • flammability CA Tech Bull. 117 • treatments niddle punch+coating • seam slippage warp 25 lbs, weft 32 lbs • pilling resistance Class 4 • color fastness to light grade 4 at 20 hrs

Mid-Century Solids


Applicable to: CPR51, MAE, PAC Fabric Series and RHD51



contents 100% polyester • surface abrasion warp & weft over 30,000 cycles (ASTM-D-4157) • break strength warp and weft over 50 lbs. (ASTM D5034) • flammability CA Tech Bull. 117-2013 • seam slippage over 50 lbs (ASTMD 1683) • pilling resistance no yarn rupture @300 cycles (ASTM D3514) • color fastness to light dry crocking 4.5, wet crocking 4 (AATC 116) • color to light grade 4 at 20 hours

Milford

Applicable to: WD483



contents 100% polyester • surface abrasion 45000 rubs • flammability CA TB117-2013 • seam slippage over 50 lbs. • break strength warp and weft over 50 lbs. • color fastness to crocking dry 4 class, wet 4 class • fastness to light 4 at 20 hours

Idea

Applicable to: CHA51



contents 100% polyester • abrasion over 15000 rubs • flammability CA Tech Bull. 117-2013 • seam slippage over 70 lbs. • color fastness to crocking dry 4 class, wet 4class • fastness to light 4 at 20 hours • pilling resistance 4 class


**Swatches on this page are offered on finished goods only and not part of the custom fabric program

In-Stock fabric and finishes**

unmatched selection

Linen

Applicable to: ETN & ATH Series



-L37 | Blue Denim **-L38** | Linen
contents 100% polyester • **surface abrasion** 40,000 rubs • **break strength** 140 lbs warp, 170 lbs fill • **flammability** CA Tech Bull. 117
seam slippage warp 50 lbs, weft 45 lbs
pilling resistance Class 4 • **color fastness to light** grade 4 at 40 hrs

Deluxe Faux Leather

Applicable to: ETN Series



-PD22 | Cranberry **-PD24** | Cocoa **-PD26** | Pewter
contents 40% polyurethane, 60% TC fabric • **surface abrasion** 2,000 double rubs
break strength min warp 50 lbs, min fill 50 lbs • **flammability** CA Tech Bull. 117
seam slippage warp 45 lbs, weft 45 lbs • **color fastness to light** grade 4 at 20 hrs

Klein

Applicable to: DVS51, SHE and ATH Series



contents 100% polyester
surface abrasion over 50,000 cycles • **break strength** min warp 280 lbs, weft 180 lbs • **flammability** CA Tech Bull. 117 • **treatments** knitted fabric backing • **seam slippage** warp 41 lbs, weft 46 lbs
pilling resistance Class 5 • **color fastness to light** grade 4 at 20 hrs

J&S

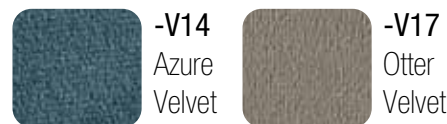
Applicable to: DVS51, ATH, SHE & WN Series



contents 80% polyester, 20% linen • **surface abrasion** over 25,000 cycles • **break strength** min warp 250 lbs, weft 150 lbs • **flammability** CA Tech Bull. 117 • **seam slippage** warp 35 lbs, weft 45 lbs • **pilling resistance** Class 4 • **color fastness to light** grade 4 at 40 hrs

Velvets


Applicable to: WN Series



contents 100% polyester • **surface abrasion** 40,000 double rubs (cotton duck)
break strength min warp 200 lbs, min fill 250 lbs • **flammability** CA Tech Bull. 117 • **seam slippage** warp 45 lbs, weft 35 lbs • **pilling resistance** Class 4 • **color fastness to light** grade 4 at 40 hrs

metal frames

Bristow Antique Metal Finishes



Patterson Finishes



*Due to differences in dye batches and variations in printing as well as viewing environments and uneven color fading there will be slight variations in color. Exact matching may not be possible.

General Information

Receiving Instructions:

If shipment is received damaged, note damage on freight bill at time of acceptance and file claim for appropriate damages from the carrier. Be certain to also inspect for proper quantity of pallets/cartons and visible damage to cartons that may be evidence of concealed damage -- be certain all notations are made on original freight bill prior to signing. Concealed damage must be reported to the transportation company, in writing, within 15 days from the date of delivery. **Therefore, open all cartons and inspect product immediately upon receipt.** All damaged merchandise claims must be filed directly with the delivering carrier.

Terms of Sale: Net 30 days to firms who have established satisfactory credit; otherwise, payment in advance will be required. Past due accounts are subject to a finance charge of 1 1/2 % per month or 18% per annum.

Shipping Information: F. O. B. FACTORY

TITLE OF GOODS passes to purchaser and our responsibility ceases when shipment is accepted for transportation by any carrier from our factory. Carrier routing will be established by our Traffic Department if not indicated on purchaser's order. All shipments will be on a COLLECT basis unless otherwise instructed on order. If shipment is received damaged, note damage on carrier freight bill at time of acceptance and file claim for appropriate damages from the carrier. Concealed damage must be reported to the transportation company within 15 days from the date of delivery. All damaged merchandise claims must be filed directly with the delivering carrier.

Returned Goods: Returned merchandise will not be accepted unless authorized in writing prior to return; ship freight prepaid, in original carton, and if applicable, will be subject to a restocking charge of 20%.

C.O.M. FABRIC: Customers own material. Cost: "B" grade pricing. Fabric shipped pre-paid to Office Star® Products. Customers own material is not warranted. C.O.M. Form must accompany fabric or order.

Note: COM orders are custom, and therefore, not subject to return.

Order Changes and Cancellations: Due to expedited shipping schedules, Office Star® Products must limit customer changes and cancellations. A restocking charge of 20% will be invoiced for any product cancelled or changed after production has begun. Production normally begins 72 hours after receipt of order.

SPECIFICATIONS ARE SUBJECT TO CHANGE DUE TO MANUFACTURING IMPROVEMENTS. ALL MODELS SHIP RTA (READY-TO-ASSEMBLE) UNLESS OTHERWISE NOTED. ALL MEASUREMENTS AND WEIGHTS ARE NOMINAL UPS WEIGHT IS THE DIMENSIONAL BILLING WEIGHT FOR UPS SHIPPING

TO MAKE A WARRANTY CLAIM

Contact Parts Department via E-mail parts@officestar.net, by Fax 1-909-930-5629, or toll free parts number 1-800-950-7262, Monday through Friday 8:00 a.m. - 5:00 p.m. Pacific Time. Provide model number and description of the problem and obtain confirmation number. At its option, Office Star® Products will:

- Supply compatible components of current manufacture.
- Repair the customer's component.

It is the customer's responsibility to prepay freight on any components returned to the factory. Return freight on components covered by warranty will be paid by Office Star® Products.

Care and Cleaning:

- Vacuum or brush fabrics at least once a week. Protect from glaring sunlight.
- Use a damp cloth to clean other surface areas.
- Check screws for tightness, clean and lubricate moving parts such as chair controls and casters every three months.

Please Note:

Due to differences in dye batches and variations in printing as well as viewing environments and uneven color fading, there will be slight variations in color. Exact matching may not be possible.

OSP® Furniture veneer casegoods are to be cleaned with a solution of 9 parts water and 1 part rubbing alcohol. Laminate casegoods can be cleaned with the same solution of 9 parts water and 1 part rubbing alcohol or a non-abrasive cleaner, such as Windex. Always use a clean, non-abrasive, soft cloth.

Natural Wood is made up of millions of cells relying on absorption of pigments and dyes. The absorption rate and capacity of absorption is affected by numerous factors. While each manufacturer has its own processes and wood types and although they may call their finishes by the same name, all natural wood products are subject to variations in shade and product from different manufacturer's and may not exactly match with each other (i.e. Cherry, Mahogany, etc.).

Care and Cleaning of Leather and Vinyl Surfaces:

Many of our products feature leather and vinyl materials that may require some maintenance. For cleaning, we recommend cleaners and conditioners that are made for leather and vinyl surfaces (EX: "Rejuvenate" or similar products). Begin with a spot test on a small, discreet area to ensure the cleaner will not damage or discolor the upholstery. Once proven safe, apply the cleaner and gently scrub the surface with a microfiber cloth. After thoroughly washing the fabric, spray the conditioner and use the cloth to buff and rehydrate the coat for a pristine appearance.



Limited Product Warranty

Systems

- Lifetime on metal, plastic and wood component parts
- 5 years on electrical, lighting, laminate worksurfaces and moving parts
- 3 years on fabric

Casegoods

- 10 years against failure due to materials and workmanship
- Laminate finishes = 5 years
- Veneer finishes = 3 years
- Ascend II Electric Height Adjustable = 5 years
- Ascend II Monitor Arms = 3 years
- PHAT Tables Pneumatic Height Adjustable = 3 years
- Desk Risers warranted 1 year
- Electrical/USB Power Stations (EXPPOW1, TUXPOW1) are warranted for a period of 1 year

DesignLab

- Gaming desks and chairs = 3 years
- Upholstery is not warranted against routine scratching and scuffing

Grain, color and finishes

Variation of grain and color are natural, inherent characteristics of wood, a living material. This variation is part of the beauty of real wood and anticipated in wood furnishings. Therefore, OSP® Furniture is not warranted to match in grain or color or texture. It is a natural phenomenon for wood grain to change in color as it ages, and wood finishes are not warranted for color-fastness.

Warranty Exclusions

All warranties are limited to the original purchaser for normal commercial usage defined as a standard forty hour work week by persons weighing 250 lbs. or less. This warranty will not cover labor, freight, or damage from misuse, abuse, negligence, alteration, assembly, installation, attachments, accident, vandalism, acts of nature or any other event beyond the control of Office Star® Products. The warranty does not cover cosmetic damage that may result from normal use. Liability for incidental or consequential damage is excluded. The user assumes all risk of injury resulting from use of this product. When usage is more than 40 hours per week, a five year warranty on all parts applies.

This warranty applies only to products purchased through authorized OSP® Furniture dealers and products sold within the United States of America and the Commonwealth of Canada. This warranty does not apply to products used for rental purposes.

This warranty gives you specific legal rights, and you may also have other rights which vary from state to state.

It is the customer's responsibility to prepay freight on any components returned to the factory.

Return freight on components covered by warranty will be paid by Office Star® Products.

***** CUSTOMERS RECEIVING INSTRUCTIONS *****

INSPECT ON ARRIVAL This product has been inspected and packaged with durable internal packing and external corrugated. Responsibility for safe delivery was assumed by the carrier at time of shipment. CLAIMS FOR LOSS OR DAMAGE TO THE CONTENTS SHOULD THEREFORE BE MADE UPON THE CARRIER AS BELOW.

QUANTITY OF PIECES Check quantity of pallets/cartons received versus freight bill. Sign only for items received. NOTE ANY DISCREPANCIES ON THE FREIGHT BILL AND REQUEST A CLAIM FORM FROM THE CARRIER IMMEDIATELY.

VISIBLE DAMAGE Any external evidence of damage MUST BE NOTED ON THE FREIGHT BILL OF LADING AND SIGNED BY THE TRUCK DRIVER. Failure to adequately describe external damage may result in carrier's refusal to honor a damage claim. The form to submit a claim for the damage will be supplied by the carrier.

CONCEALED DAMAGE OR LOSS Concealed damage or loss is that which becomes apparent only after unpacking the merchandise. The merchandise may be damaged in transit due to rough and/or excessive handling even though carton may not show external damage. OPEN ALL CARTONS ALL MERCHANDISE IMMEDIATELY. If damage is discovered upon unpacking, REPORT THE DAMAGE, IN WRITING, TO THE CARRIER WITHIN 14 DAYS OF THE DELIVERY DATE AND REQUEST AN INSPECTION REPORT. Cartons and all packing must be held for inspection by carrier. Then, file a claim with the carrier as this damage or loss is the responsibility of the carrier.

Metal Filing/Pedestals/Storage

- Limited lifetime warranty against failure due to materials and workmanship

Office Seating

- Lifetime on component Parts including pneumatic cylinder, control mechanism, base and casters.
- 3 years on upholstery fabric and foam against wear and deterioration.
- Leather is not warranted against routine scratching and scuffing, as leather is subject to minor blemishes in use.

Reception/Lounge Seating, Wood Guest & Active Seating

- 5 yrs structural integrity of frame • 3 yrs on seating wood finishes
- 3 years on upholstery fabric and Foam against wear and deterioration (except leather)
- Leather is not warranted against routine scratching and scuffing, as leather is subject to minor blemishes in use. Minor variations in color, texture and grain are a natural part of leather hides, and therefore, are not covered by this warranty.
- C.O.M. Fabrics are not warranted by Office Star® Products



solutions for every atmosphere®

SPACE® LIMITED WARRANTY

Space chairs are warranted from the date of purchase against failure due to material and workmanship as follows:

- Lifetime on component Parts Including pneumatic cylinder, control mechanism, base and casters.
- 3 Years on upholstery fabric, arm pads and foam against wear and deterioration
- Leather is not warranted against routine scratching and scuffing, as leather is subject to minor blemishes in use

All warranties are limited to the original purchaser for normal commercial usage defined as a standard forty hour work week by persons weighing 275 lbs. or less. The 63-37A773HM, 63-E37A773HL, 75-7A773, 75-37A773, 75-47A773 and 839-11B35WA are for persons weighing 400 lbs. or less, the 818 & select 829's with self-adjusting mechanism are 300 lbs. or less and the 15-37A720D is 325 lbs. or less. This warranty will not cover labor, freight or damage from misuse, abuse, negligence, alteration, accident, vandalism, rusting, acts of nature or any other event beyond the control of Office Star® Products. The warranty does not cover cosmetic damage that may result from normal use. Liability for incidental or consequential damages is excluded. The user assumes all risk of injury resulting from use of this product. When usage is more than 40 hours per week, a five year warranty on all parts applies. This warranty gives you specific legal rights, and you may also have other rights which vary from state to state.

All Space chairs meet or exceed ANSI BIFMA standards.

It is the customer's responsibility to prepay freight on any components returned to the factory.

Return freight on components covered by warranty will be paid by Office Star Products.



PRO·LINE II® LIMITED WARRANTY

Pro·Line II® chairs are warranted from the date of purchase against failure due to material and workmanship as follows:

- Lifetime on component parts including pneumatic cylinder, control mechanism, base and casters.
- 3 Years on upholstery fabric and foam against wear and deterioration.
- Leather is not warranted against routine scratching and scuffing, as leather is subject to minor blemishes in use.

Elite chairs (54666) are warranted from the date of purchase against failure due to material and workmanship as follows:

- 5 Years on component parts including pneumatic cylinder, control mechanism, base and casters.
- 2 Years on upholstery fabric and foam against wear and deterioration.

Pro·Line II® Desks are warranted from the date of purchase against failure due to material and workmanship as follows:

- Prado Collection = 5 years
- Prado Power/USB Stations (PRDPOW1) = 1 year
- Horizon Desking = 3 years
- Height Adjustable Tables (HAT) and PHT Tables = 3 years
- Height Adjustable Manual Desk Riser (PRD3529) = 1 year

Grain, color and finishes

Variation of grain and color are natural, inherent characteristics of wood, a living material. This variation is part of the beauty of real wood and anticipated in wood veneer furnishings. Therefore, Pro·Line II® furniture is not warranted to match in grain or color or texture. It is a natural phenomenon for wood grain to change in color as it ages, and wood finishes are not warranted for colorfastness.

All warranties are limited to the original purchaser for normal commercial usage defined as a standard forty hour work week by persons weighing 275 lbs. or less. The 54666 is for persons weighing 300 lbs. or less. The 39200, 39202, 81308, 81608, 69220C, 69226-EC3 and 69227-3M are for persons weighing 400 lbs. or less. This warranty will not cover labor, freight or damage from misuse, abuse, negligence, alteration, accident, vandalism, rusting, acts of nature or any other event beyond the control of Office Star® Products. The warranty does not cover cosmetic damage that may result from normal use. Liability for incidental or consequential damages is excluded. The user assumes all risk of injury resulting from use of this product. When usage is more than 40 hours per week, a five year warranty on all parts applies. This warranty gives you specific legal rights, and you may also have other rights which vary from state to state.

All Pro·Line II® chairs meet or exceed ANSI BIFMA standards.



WORK SMART® LIMITED WARRANTY

Work Smart® chairs are warranted from the date of purchase against failure due to material and workmanship as follows:

- 15 Years on all non-moving metal parts.
- 5 Years on component parts including control mechanisms, pneumatic cylinders, wood, plastic parts, base and casters.
- 3 Years on upholstery fabric and foam against wear and deterioration.
- Leather is not warranted against routine scratching and scuffing, as leather is subject to minor blemishes in use.

Office Star® Reception Tables are warranted from the date of purchase against failure due to material and workmanship as follows:

- 5 Years on structural integrity.
- 3 Years on wood finishes.

Office Star® Reception Seating is warranted from the date of purchase against failure due to material and workmanship as follows:

- 5 Years on Structural integrity of frame.
- 3 Years on wood finishes.
- 1 Year on upholstery fabric and foam against wear and deterioration.
- Leather is not warranted against scratching and scuffing, as leather is subject to minor blemishes in use. Minor variations in color, texture and grain are a natural part of leather hides, and therefore are not covered by this warranty.

Breakroom Collection:

- 15 Years on all non-moving metal parts.
- Designed for indoor use only

All warranties are limited to the original purchaser for normal commercial usage defined as a standard forty hour work week by persons weighing 275 lbs. or less. The BC9601 is for persons weighing 300 lbs. or less. The BC9602 is for persons weighing 400 lbs. or less. The BC9603 is for persons weighing 500 lbs. or less. EX1098, EC1283C & ECH12801 are for persons weighing 350 lbs. or less. This warranty will not cover labor, freight or damage from misuse, abuse, negligence, alteration, accident, vandalism, rusting, acts of nature or any other event beyond the control of Office Star® Products. The warranty does not cover cosmetic damage that may result from normal use. Liability for incidental or consequential damages is excluded. The user assumes all risk of injury resulting from use of this product. When usage is more than 40 hours per week, a two year warranty on all parts applies. This warranty gives you specific legal rights, and you may also have other rights which vary from state to state.

All Work Smart® chairs are built to meet or exceed ANSI BIFMA standards.

◆ GENERAL CHAIR WARRANTY

Office Star General chairs are warranted from the date of purchase against failure due to material and workmanship as follows:

- 2 Years on all non-moving metal parts.
- 1 Year on component parts including control mechanisms, pneumatic cylinders, wood, plastic parts, base and casters.
- 1 Year on upholstery fabric and foam against wear and deterioration.
- We cannot warrant leather against routine scratching and scuffing, as all leather is subject to minor blemishes in use.

All warranties are limited to the original purchaser for normal residential usage by persons weighing 200 lbs. or less. This warranty will not cover labor, freight or damage from misuse, abuse, negligence, alteration, accident, vandalism, rusting, acts of nature or any other event beyond the control of Office Star® Products. The warranty does not cover cosmetic damage that may result from normal use. Liability for incidental or consequential damages is excluded. The user assumes all risk of injury resulting from use of this product. This warranty gives you specific legal rights, and you may also have other rights which vary from state to state.


Office Seating under “◆ General Warranty” are not intended for commercial use (40-hour work week).

It is the customer’s responsibility to prepay freight on any components returned to the factory. Return freight on components covered by warranty will be paid by Office Star® Products.

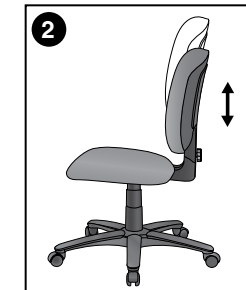
MULTI PURPOSE TABLE AND CHAIR LIMITED WARRANTY

Office Star® Products Warrants, to the original purchaser, all “Work Smart® Series Multi Purpose Tables and Chairs” to be free from defects in material and workmanship for a period of ten years. This warranty will not cover labor, freight or damage from misuse, abuse, negligence, alteration, accident, vandalism, rusting, acts of nature or any other event beyond the control of Office Star® Products. This warranty does not cover cosmetic damage that may result from normal use. Liability for incidental or consequential damages is excluded. The user assumes all risk of injury resulting from use of this product. All Table Warranties are limited to 350 lbs. of distributed weight over the entire table top surface. All chair warranties are limited to normal usage by persons weighing 200 lbs. or less. This warranty gives you specific legal rights, and you may also have other rights which vary from state to state.

There are many features to consider when selecting the perfect chair to suit your needs. The following symbols will help you chose the product enhancements that are right for you. These symbols are referenced throughout this catalog to help you quickly identify each chair’s features. The descriptions of the features shown are meant to be general explanations. The actual functions of the features may vary slightly.




1 Pneumatic Seat Height Adjustment Allows quick and easy adjustment regulates height of chair relative to floor.




2 Back Height Adjustment Allows positioning of lumbar support within a fixed range to alleviate back stress.



3 Seat Depth Adjustment Positions chair back relative to seat to reduce pressure on the buttocks and thighs for both taller and shorter users.



4 360° Swivel Chair rotates a full 360° in either direction for ease of motion. Standard on every executive and task chair.



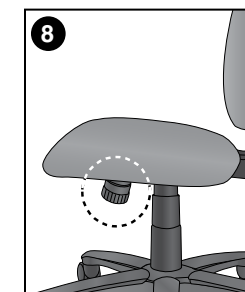
5 Tilt Pivot point located directly above center of chair base (white dot indicates pivot point).



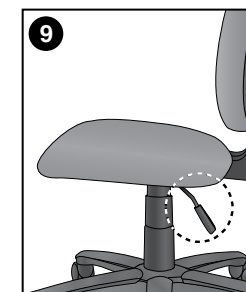
6 Mid-Pivot Knee Tilt Pivot point located slightly ahead of center of gravity (white dot indicates pivot point). Allows user to recline at a slightly more relaxed angle than conventional center tilt.



7 2-to-1 Synchro Tilt Back reclines at 2-to-1 ratio to seat angle. Allows user to recline while keeping seat cushion relatively level to floor.




8 Tilt Tension Controls rate and ease with which chair reclines for different weights and strengths of users.




9 Tilt Lock Locks out tilt function when chair is in upright position.



10 Multi-Task Control Adjusts seat and back angles with a single lever (infinite locking within a fixed range), reducing fatigue in back and thighs.



11 Dual Function Two levers modify:
• Angle of back relative to seat
• Forward tilt (for keyboard-intensive applications).



12 Flex Back Back tilts with pressure. Allows user to recline while keeping seat cushion level to floor. Includes Flex tension Adjustment



13 Multi-Function Three levers to modify angle of back relative to the seat, control tilt and forward tilt for keyboard intensive activities. Tilt is free float or locking within a fixed range. This control may also have ratchet back height adjustments.



14 Auto Adjusting Synchro Tilt This self adjusting control uses your weight to balance the force needed to recline the back. Back tilt is controlled by a single lever which will lock in 5 positions. When tilting the seat tilts at a 4-to-1 ratio to the back.



15 Seat Slider Allows adjustment of seat to move forward and back to its original position.

Due to changing costs not within our control, which include but are not limited to import tariffs, government mandated costs both domestically and from factory country of origin, costs of raw materials, costs of transportation, and manufacturing costs, while providing a 30 day notice, Office Star® Products reserves the right to change prices accordingly.



**January
2020**

Supersedes
July 2019

**CORPORATE OFFICE
& WAREHOUSE**

P. O. Box 3520, Ontario, CA 91761
p. 909.930.2000 | p. 800.950.7262
f. 909.930.5349

**NEW JERSEY
DISTRIBUTION CENTER**

1 Oxford Drive, Moonachie, NJ 07074
p. 201.393.0900 | p. 800.872.3375
f. 201.393.0955

**KENTUCKY
DISTRIBUTION CENTER**

5100 Jeff Commerce Drive, Suite102
Louisville, KY 40219
p. 909.930.5924 | f. 909.930.9594