

LIST PRICER

July 2020
Supersedes January 2020



 **OFFICE STAR®**
PRODUCTS
Furniture for Your World®

SPACE® • PRO•LINE II® • OSP FURNITURE® • WORKSMART®

Table of Contents

Chair Finder	4-5	Space® Seating Warranty Information.....	205
Fabrics and Finishes	190-202	Pro•Line II® Warranty Information	205
General Information	203	Work Smart® and General Warranty Information.....	206
OSP® Furniture Lounge, Office Seating and Casegoods Warranty Information.....	204	Multi Purpose Table and Chair Warranty Information	206
		Seating Feature Information	207



13 Series	7-9
15 Series	9
23 and 24 Series	9-10
25 and 27 Series	10
32 Series	11
36 Series (3680 series).....	12
37 Series	13
5200W Series	24
55 Series (Includes 5500 series)	13-16
57 Series/5700 Series.....	16
62 Series (6216, 6236)	18-19
63 Series	19
67 Series	20
68 Series	20-21
75 Series (Big and Tall)	21
86 Series (REV®)	22-23
86W Series	23
Pulsar Series.....	23-24
93 Series (9333E Deluxe Conference)	24
213 Series	8, 17-18
215 Series	25
317 Series	25-26
317W Series	24
327 Series	12-13
515 Series (New)	13
521 Series (New)	26-27
529 Series	27-29
657 Series (New)	28
818 and 818A Series.....	29-30
839 Big and Tall	30
848 Series (848W).....	23
867 Series (New)	29
9370 Series	30
Options	31
Fabrics and Backs	32
Space Arms.....	33

Custom Upholstery Lounge Seating.....	35-37
Lounge Seating (New)	38-43
Wood Guest Seating	44-45
Ascend II Active Seating (New).....	46
SIS - Systems in Stock (New)	47-53
Kenwood	56-58
Sonoma	59-61
Townsend.....	62-64
Intelligent Tables.....	65-66
Tuxedo (New).....	67-71
Napa (New)	72-80
Multipurpose Desk Riser	80
Lodi.....	81-83
Multipurpose (matches Napa & Lodi laminates)	84-86
Ascend II Electric Height Adjustable Tables (New).....	87-93
P.H.A.T. (Pneumatic Height Adjustable Tables)	94-96
Folding/Nesting Training Tables.....	97-100
Pace.....	101-103
Metal Files, Storage & Pedestals	104-107
Casegood Details.....	108-110
DesignLab Gaming Desks and Chairs.....	112-113



39200's Big and Tall	115
69220 Series	115
Deluxe Executive Leather (New)	115-116
ProX996 Series	116-118
HR3 Series	118
SPX Series	118
7200 / 8200 Top Grain Leather.....	119
Plastic Back and Executive Ergonomic (New).....	120
ProGrid® Series	121-122, 124-125
Air Mist Series (New)	122
ProGrid® White Series (New)	123
Visitor's Chairs	126-129
Options and ProGrid® Mesh Folding Chairs.....	130
Height Adjustable Tables	130-131
Horizon Collection.....	131-132
Prado Collection (New)	132-134



Ergonomic Fabric	136-138
Executive Ergonomic Leather.....	138
Pneumatic Task Chairs	138-139
Executive Seating - Fabric	139-140
Healthcare Seating (New)	140-141
Executive Seating - Big Man's.....	141
Executive Seating - Bonded Leather	141-142
Executive Seating - Bonded Leather & Coated Base	142-143
Executive Seating - Leather	143
Executive Seating - Faux Leather/Chrome Base.....	144-147
Executive Seating - Faux Leather/Gold Base	147
Executive Seating - Faux Leather (New)	147-149
Reception Tables (New)	150-153
Resimercial Seating	153-155
Modular Reception Seating	156-157
Reception Seating (New)	158-159
Reception Seating - Wood	160-162
Reception Seating - Wood Modular.....	163-164
Reception Tables - Merge	164-165
Traditional Seating.....	165-166
Drafting Chairs	167-170
Visitor's Chairs	170
Stacking Chairs	172
Folding Chairs.....	173-174
Ventilated Seating (New)	175-179
Self-Skinned Urethane Seating	180-181
Arm Kits, Floor Glides, Casters and Stool Kit Options.....	181
Multi Purpose Tables and Chairs	182-185
Caddies and Dollies	185
◆ Light Duty Seating	186-189

FABRICS

A Grade Fabrics (New)	190-194
B Grade Fabrics	195-198
C Grade Fabrics	198-199
R Grade Fabrics	200
In-Stock Fabrics	201-202

All natural wood products are subject to variations in color finishes from different manufacturers and may not exactly match with each other. Items marked with "■" are New Jersey, Texas, or Kentucky stocking items. Items marked with "⚙️" are TAA Compliant.

Items marked with "♣️" are Designed for Indoor Use Only. **All Measurements and Weights are nominal * Prices subject to change without notice

Due to changing costs not within our control, which include but are not limited to import tariffs, government mandated costs both domestically and from factory country of origin, costs of raw materials, costs of transportation, and manufacturing costs, while providing a 30 day notice, Office Star® Products reserves the right to change prices accordingly.

Space®

13-7N1P3	7
13-7N9WA	7
13-7N20D	7
13-37N1P3	7
13-37N9WA	7
13-37N20D	7
13-37N30D	8
13-37P500D	8
13-77N1P3	8
13-77N9WA	8
13-77N30D	8
13-88N1P3	9
13-V22N1WA	9
13-V44N1WA	9
13-V66N1WA	9
13-V77N1WA	9
13-V88N1WA	9
15-37A720D	9
23-77N1F2	9
32-E33P91A7	11
32-E33P91A7HL	11
32-E33P918P	11
32-E33P918PHL	11
32-E3371F3	11
32-E3371F3HL	11
37-33N1A7U	13
55-7N17	13
55-7V30	13
55-38N17	14
55-38V30	14
55-88N15	14
55-M22N17	14
63-37A773HM	19
63-E3T17C63C	19
63-E37A773HL	19
63-T117C63C	19
67-37N1G5	20
67-66N61R5	20
67-77N1G5	20
67-E36N61R5	20
68-50764	20
75-7A773	21
75-37A773	21
75-47A773	21
86-M22C625R	21
86-M32C625R	21
86-M33BN2W	22
86-M33C625R	22
86-M34C625R	22
86-M35C625R	22
86-M39C625R	22
86-M66C625R	22
86-M74C625R	23
86-M77C625R	23
86-M88C625R	23
86W-2C12F2W	23
213-37N2F3D	8
213-37P91A7	17
213-38N1F3	17
213-88N1F3	17
213-E37P91A7	17
213-E37P91F3	17
213-J11N1W	18
213-J44N1W	18
213-J77N1W	18
213-J88N1W	18
213-J99N1W	18
215-3R2C62R5	25
215-E3T17C1A8	25

215-TG117C1A8	25
317-66C61F6	26
317-ME3R2C6KF6	25
317-ME3R2C7KF7	25
317-ME36C61F6	26
317-R22C6KF6	25
317-R22C7KF7	26
317W-W1C1F2W	24
317W-W11C1F2W	24
327-66C61F6	12
327-66C61F6HL	13
327-E36C61F6	12
327-E36C61F6HL	12
335-E37P918P	26
515-3G3N11	13
515-G33N11	13
521-3T1P96A8	26
521-3TW1N168PW	27
521-E3TG1N668PR	26
529-3R2N1F2	27
529-3R2V30	28
529-E3R2N1F2	27
529-E3R2V30	28
529-M3R2N6F2	27
529-ME3R2N6F2	27
529-R2N1F2	27
529-R2N1F2	28
657-3TW1N1421W	28
657-7TG1N4421G	28
657-E3T17C63C	29
657-T11N6421R	28
818-11G9C18P	29
818-31G9C18P	29
818-41G9C18P	30
818A-11P9C1A8	30
818A-41P9C1A8	30
839-11B35WA	30
848W	23
867-B2P1N4	29
867-B3P1N4	29
867-B7P1N4	29
867-B26N64R	29
867-B36N64R	29
867-B76N64R	29
867-E36N64R	29
2160SL	17
2300	10
2400E	10
2787	10
3680	12
3685	12
5200W	23, 24
5500®	14
5500D	15
5500SL	14
5505	15
5540	15
5560	15
5565	15
5700E®	16
5700SL	16
5705E	16
5790E	16
6216	18
6236	19
6806	20
6876	21
9333E	24
9370-55NC17U	30
25004	10

OSP® Furniture

ACT1010	46
ACT1011	46
ACT3020	46
ACT3120	46
ALP25	111
ARE25	112
ATL51	36
ATL52	36
ATL53	36
AVA25	111
BET25	113
CDE4822CD	112
CKP4824GD	112
CKP5454GLD	112
EMU4824GD	112
GIG25	113
GLI25	113
GST25	112
INP25	113
KEN-99-MAH	44
KEN-129-LCH	44
KEN-129-MAH	44
KEN-992-MAH	44
KEN-1292-MAH	44
MST51	37
MST52	37
MST53	37
MUP51	39
NAP91	45
NAP95	45
NAP97	45
OUT25	113
PAC51	35
PAC52	35
PAC53	35
ROG25	113
SF8471	38
SF8472	38
SF8473	38
SL2271	39
SL2272	39
SL2273	39
SL2371EC9	40
SL2372EC9	40
SL2373EC9	40
SL2571U1	40
SL2572U1	40
SL2573U1	40
SL2811	41
SL2812	41

Pro•line II®

2817	121
2902	121
7270	119
7271	119
7275	119
8200	119
8201	119
8205	119
8455	128
8511	120
8512	120
8672R	127
8810W	123
8840W	123
28174	121
29024	121
39200	115
39203	115
54666	120
69220C-EC3	115
69226-EC3	115
69227-3M	115
81101	130
81308	130
81608	130
83220	129
83730T	126
83750C	126
84220	129
84230	129
84270	129
84330	130
84440	129
84510	127
84540	127
84710	128
84720	129
84740	129
85640	126
85670	126
86710R	128
86724R	127
86725R	127
86740R	128
88627	127
88657C	128
88710C	126

SL2813	41
SL2911S-U6	41
SL2912S-U6	41
SL2913S-U6	41
SL4001	42
SL4002	42
SL4003	42
SL4411	38
SL4422	38
SL4433	38
SL8471	43
SL8472	43
SL8473	43
SL8872	43
SL9941-EC3	43
SL9942-EC3	43
SL9943-EC3	43
SL50551	42
SL50552	42
SON-992-CHY	44
TWN300L-3	63

90662	124
92343	124
92553	124
92555	122
92556	124
92583	125
92583C	125
92892	124
92893	124
93720	125
95672	123
95673	123
95676	123
95678	123
96610	121
97511C	126
97720	125
97720C	125
97898CBK	120
97898CGY	120
97898CWH	120
98341	121
98344	122
98346	125
99661W	116
99662C	116
99663B	116
99666S	116
99667T	118
511342AL	122
511343AT	122
CG60	130
EC62119C-EC2	115
EC62119C-EC3	115
ECH620636-EC2	116
ECH620636-EC3	116
ECH620867-EC2	116
ECH620867-EC3	116
HAT60241	130
HAT60251	131
HAT60261	131
HB4GLIDE 96, 130, 131	
HR31W	118
HR36S	118
HRX52	122
HRX53	122
HZN25	131
HZN25L	132
HZN30	132
PHT70521	131
PHT70523	131
PHT70527	131
PRD42RT	134
PRD2415	133
PRD3048D	132
PRD3048HD	132
PRD3060	133
PRD3060D	132
PRD3060HD	132
PRD3085	133
PRD3230	134
PRD3248	134
PRD3260	134
PRD5215	133
PRD6024	133
PRDFLAT	134
PRDPOW1	134
PRDWIRE32	133
SPX23590C	118
SPX23591C	118

Work Smart®

04-ARMS-3	181
07-ARMS-3	181
2907	137
3121	137
3121FB	137
3121TB	137
8120	139
8180	137
33101	138
33107	139
33320	136
33327	136
33340	136
33347	136
36420	136
36427	136
41572	139
41573	139
41575	139
43808	138
43819	138
43891	137
43998	138
69906-2	176
83710B	149
83720	149
88710C	146
599302	179
599402	179
ATH51	157
ATH51CG	158
ATH52	158
ATH52CG	158
ATL51	159
ATL52	159
ATL53	159
BC9601	140
BC9601HT	140
BC9602	141
BC9602HT	140
BC9603	141
BC90222	140
BRK436-NB	151
BRK437-NB	151
BT04FA	182
BT04Q	182
BT04W	183
BT5FQW	183
BT05Q	183
BT06A	183
BT6FQ	183
BT6FQW	183
BT06Q	183
BT08Q	183
BT22	184
BT36	183
BT48Q	183
BT60Q	184
BT71Q	184
BT244	182
CG50	181
CG60	181
CHA51	161
CPR51	160

DC420V-3	189
DC430	168
DC517	168
DC517V	168
DC550	168
DC630	168
DC640	168
DC800	169
DC940	169
DC2990	169
DC2990V	169
DC6900WH	170
DC8309C	172
DC8658C	172
DC51000N	169
DC51000NV	169
DCY69006	170
DCY69200PC	170
DOL865	185
DOL8000	185
DOL8300	185
DOL8302	185
DOR26	187
DVS51	162
DVS52	162
EC1283C-EC3	141
EC3393	188
EC4300	138
EC4350	138
EC6583	142
EC9230	141
EC9231	142
EC9235	142
EC22070	188
EC51832MC	146
ECH8967K5-EC1	142
ECH8967R5-EC3	142
ECH12801-EC1	141
ECH38615A-EC1	143
ECH38665A-EC3	143
ECH38675A-EC3	143
ECH68801-EC1	143
ECH68807-EC3	143
ECH83501-EC1	143
ECH83507-EC3	143
ECH89181-EC1	143
ECH89181-EC6	143
ECH89186-EC3	143
ECH89187-EC3	143
ECH91211-EC1	142
ECH91216-EC3	142
ECH91217-EC3	142
ECH91231-EC1	142
ECH91236-EC3	142
ECH91237-EC3	142
EM2910	189
EM2910V	189
EM20700-F3	189
EM35201-EC1	178
EM35206-EC3	178
EM35207-3	178
EM50219-3V	178
EM50727	178
EM51022N	179
EM60926C	175
EM60926P	175
EM60926PWH	175
EM60926WH	175
EM60927-3M	189

EM60930	177
EM60930C	177
EM69200PN	176
EM69202GY	176
EM69202N	176
EM69202WH	177
EM69203C	176
EM69203CP	177
EM91027-3	179
EM91027G-3	179
EM98880	179
EMH6918T	178
EMH6921C-EC3	177
EMH69176	178
EMH69216-3M	177
EMH69216-U6	177
ETN	160
EX31	170
EX35	170
EX1098-3M	141
EX2651	139
EX2654	140
EX2655	140
EX3301	187
EX3302	188
EX51	



215-TG117C1A8

Space® Seating leads the industry by offering innovative, ergonomic seating solutions for commercial environments. Made with the highest quality standards and equipped with the latest multi-functional capabilities, Space® Seating will exceed expectations at an impressive price point. Includes a limited lifetime warranty.



13-7N1P3 Deluxe Air Grid® Back Chair with Custom Fabric Seat, Cantilever Arms and Angled Nylon Base
Overall Size: 27W x 24D x 41.25H
Seat: 19.5W x 20D x 4T **Back:** 20W x 19H **Seat Range:** 19 - 23.5
Arms to Floor: 25.5 **Carton Wt:** 41 **UPS Wt:** 50 **COM:** 1 yd.
Carton: 29L x 27W x 13H **Cube:** 5.89
Options: SW392 **Features:** 1, 4, 7, 8, 9 **Control:** 2-to-1 Synchro Tilt
Notes:

Fabric	List Price
Air Grid® Back and Custom Fabric Seat	
A	450.00
B	470.00
C	495.00
R	525.00



13-7N9WA Deluxe Air Grid® Back Chair with Custom Fabric Seat, 2-Way Adjustable Arms, Seat Slider and Angled Nylon Base
Overall Size: 27W x 24D x 41.25H
Seat: 19.5W x 20D x 4T **Back:** 20W x 19H **Seat Range:** 19 - 23.5
Arms to Floor: 25.5 **Carton Wt:** 43 **UPS Wt:** 48 **COM:** 1 yd.
Carton: 29L x 26W x 13H **Cube:** 5.67
Options: SW392 **Features:** 1, 3, 4, 9, 13, 15 **Control:** Multi-Function w/Seat Slider
Notes: No Ratchet Back

Fabric	List Price
Air Grid® Back and Custom Fabric Seat	
A	510.00
B	530.00
C	555.00
R	595.00



13-7N20D Deluxe Air Grid® Back Drafting Chair with Custom Fabric Seat, Adjustable Footring and Nylon Base
Overall Size: 28.75W x 26.25D x 45.75-51H
Seat: 19.5W x 19.5D x 3.5T **Back:** 20W x 18.5H **Seat Range:** 27-32.5
Arms to Floor: N/A **Carton Wt:** 35 **UPS Wt:** 46 **COM:** 1 yd
Carton: 28L x 26W x 13H **Cube:** 5.47
Options: A15 Arms, CG50, SW70 **Features:** 1, 4 **Control:** Pneumatic Seat Height
Notes:

Fabric	List Price
Air Grid® Back and Custom Fabric Seat	
A	515.00
B	535.00
C	560.00
R	600.00




13-37N1P3 Deluxe Air Grid® Back Chair with Mesh Seat, Cantilever Arms and Angled Nylon Base
Overall Size: 27W x 24D x 41.25H
Seat: 19.5W x 20D x 4T **Back:** 20W x 19H **Seat Range:** 19 - 23.5
Arms to Floor: 25.5 **Carton Wt:** 38 **UPS Wt:** 46 **COM:** 1 yd.
Carton: 27L x 26W x 14H **Cube:** 5.68
Options: SW392 **Features:** 1, 4, 7, 8, 9 **Control:** 2-to-1 Synchro Tilt
Notes: Available in Fun Colors - see page 190-191.

Fabric	List Price
Air Grid® Back & Black Mesh Seat	435.00
FUN COLORS FABRIC PROGRAM (Seat only)	455.00



13-37N9WA Deluxe Air Grid® Back Chair with Mesh Seat, 2-Way Adjustable Arms, Seat Slider and Angled Nylon Base
Overall Size: 27W x 24D x 41.25H
Seat: 19.5W x 20D x 4T **Back:** 20W x 19H **Seat Range:** 19 - 23.5
Arms to Floor: 25.5 **Carton Wt:** 45 **UPS Wt:** 48 **COM:** 1 yd.
Carton: 29L x 26W x 13H **Cube:** 5.67
Options: SW392 **Features:** 1, 3, 4, 9, 13, 15 **Control:** Multi-Function w/Seat Slider
Notes: No Ratchet Back. Available in Fun Colors - see page 190-191.

Fabric	List Price
Air Grid® Back & Black Mesh Seat	495.00
FUN COLORS FABRIC PROGRAM (Seat only)	515.00



13-37N20D Deluxe Air Grid® Back Drafting Chair with Black Mesh Seat, Adjustable Footring and Nylon Base
Overall Size: 28.75W x 26.25D x 45.75-51H
Seat: 19.5W x 19.5D x 3.5T **Back:** 20W x 18.5H **Seat Range:** 27-32.25
Arms to Floor: N/A **Carton Wt:** 35 **UPS Wt:** 46 **COM:** 1 yd.
Carton: 28L x 26W x 13H **Cube:** 5.47
Options: A15 Arms, CG50, SW70 **Features:** 1, 4 **Control:** Pneumatic Seat Height
Notes: Available in Fun Colors - see page 190-191.

Fabric	List Price
Air Grid® Back & Black Mesh Seat	495.00
FUN COLORS FABRIC PROGRAM	515.00

13 and 213 Series



13-37N30D Deluxe Air Grid® Back Drafting Chair with Black Mesh Seat, Dual Function Control, Adjustable Footring and Angled Nylon Base
Overall Size: 28.75W x 26D x 38.75-46.25H
Seat: 19.5W x 20D x 4T **Back:** 20W x 18H **Seat Range:** 20.25-27.75
Arms to Floor: N/A **Carton Wt:** 39 **UPS Wt:** 46 **COM:** N/A
Carton: 28L x 26W x 13H **Cube:** 5.47
Options: A15 Arms, CG50, SW70 **Features:** 1, 4, 11 **Control:** Dual Function
Notes:

Fabric	List Price
Air Grid® Back and Black Mesh Seat	550.00



13-37P500D Deluxe Air Grid® Back Drafting Chair with Black Mesh Seat, Adjustable Footring, Chrome Finish Base and Accents
Overall Size: 29.25W x 29.25D x 47.25-52.5H
Seat: 19.5W x 19.5D x 4T **Back:** 20W x 18.5H **Seat Range:** 28.25 - 33.25
Arms to Floor: N/A **Carton Wt:** 38 **UPS Wt:** 48 **COM:** N/A
Carton: 29L x 26W x 13H **Cube:** 5.67
Options: A15 Arms, SW392 **Features:** 1, 4 **Control:** Pneumatic Seat Height
Notes:

Fabric	List Price
Air Grid® Back and Black Mesh Seat	550.00



13-77N1P3 Deluxe Air Grid® Seat and Back Chair with Cantilever Arms
Overall Size: 27W x 24D x 41.25H
Seat: 20W x 20D **Back:** 20W x 19H **Seat Range:** 19 - 23.5
Arms to Floor: 25.5 **Carton Wt:** 43 **UPS Wt:** 50 **COM:** N/A
Carton: 29L x 27W x 13H **Cube:** 5.89
Options: SW392 **Features:** 1, 4, 7, 8, 9 **Control:** 2-to-1 Synchro Tilt
Notes:

Fabric	List Price
Air Grid® Seat and Back	465.00



13-77N9WA Deluxe Air Grid® Seat and Back Chair with Dual-Function Control, Seat Slider and 2-Way Adjustable Arms
Overall Size: 26.5W x 28.25D x 42.5H
Seat: 20W x 20D **Back:** 20W x 19H **Seat Range:** 19 - 23.5
Arms to Floor: 26.25 **Carton Wt:** 43 **UPS Wt:** 50 **COM:** N/A
Carton: 29L x 27W x 13H **Cube:** 5.89
Options: SW392 **Features:** 1, 4, 9, 11, 15 **Control:** Dual Function w/Seat Slider
Notes: **Seat Slider**

Fabric	List Price
Air Grid® Seat and Back	595.00



13-77N30D Deluxe Ergonomic Air Grid® Seat and Back Drafting Chair with Dual Function Control, Adjustable Footring and Nylon Base
Overall Size: 20W x 26D x 45H
Seat: 20W x 20D **Back:** 20W x 19H **Seat Range:** 19.5 - 27
Arms to Floor: N/A **Carton Wt:** 41 **UPS Wt:** 46 **COM:** N/A
Carton: 28L x 26W x 13H **Cube:** 5.47
Options: A15 Arms, CG50, SW70 **Features:** 1, 4, 9, 11 **Control:** Dual Function
Notes:

Fabric	List Price
Air Grid® Seat and Back	595.00



213-37N2F3D Deluxe Air Grid® Back and Padded Mesh Seat Chair with 4-Way Adjustable Flip Arms **Included**
Overall Size: 27.5W x 23.75D x 40.75-48.25H
Seat: 20.5W x 19.25D x 3T **Back:** 21W x 20.75H **Seat Range:** 20 - 27.5
Arms to Floor: 28 **Carton Wt:** 42 **UPS Wt:** 49 **COM:** N/A
Carton: 30L x 26W x 13H **Cube:** 5.86
Options: CG50, SW70 **Features:** 1, 4 **Control:** Pneumatic Seat Height
Notes:

Fabric	List Price
Air Grid® Back and Black Mesh Seat	600.00

13, 23, and 15 Series



13-88N1P3 Deluxe Latte Air Grid® Seat and Back Chair with Cantilever Arms
Overall Size: 27W x 24D x 41.25H
Seat: 20W x 20D **Back:** 20W x 19H **Seat Range:** 19 - 23.5
Arms to Floor: 25.5 **Carton Wt:** 43 **UPS Wt:** 50 **COM:** N/A
Carton: 29L x 27W x 13H **Cube:** 5.89
Options: SW392 **Features:** 1, 4, 7, 8, 9 **Control:** 2-to-1 Synchro Tilt
Notes:

Fabric	List Price
Latte Air Grid® Seat and Back	465.00



13-V22N1WA/13-V77N1WA Deluxe Chair with VeraFlex® Back 2-to-1 Synchro Tilt Control and 2-Way Adjustable Arms
Overall Size: 27W x 26.5D x 40H
Seat: 19.5W x 20D x 4T **Back:** 20W x 19H **Seat Range:** 17.75-22.5
Arms to Floor: 25.5 **Carton Wt:** 39 **UPS Wt:** 48 **COM:** N/A
Carton: 27L x 26W x 14H **Cube:** 5.68
Options: SW392 **Features:** 1, 4, 7, 8, 9 **Control:** 2-to-1 Synchro Tilt
Notes: KY In-Stock: 13-V77N1WA

Fabric	List Price
13-V22N1WA Shadow VeraFlex® Seat and Back	440.00
13-V77N1WA Blue Mist VeraFlex® Seat and Back	



13-V44N1WA/13-V88N1WA Deluxe Chair with VeraFlex® Back 2-to-1 Synchro Tilt Control and 2-Way Adjustable Arms
Overall Size: 28.5W x 26.5D x 37.75-42H
Seat: 19.25W x 19.5D x 3T **Back:** 20.25W x 17.75H **Seat Range:** 19.5-22.75
Arms to Floor: 25 **Carton Wt:** 40 **UPS Wt:** 44 **COM:** N/A
Carton: 27L x 26W x 13H **Cube:** 5.28
Options: SW392 **Features:** 1, 4, 7, 8, 9 **Control:** 2-to-1 Synchro Tilt
Notes: KY In-Stock: 13-V44N1WA

Fabric	List Price
13-V44N1WA Charcoal VeraFlex® Seat and Back	440.00
13-V88N1WA Latte VeraFlex® Seat and Back	



13-V66N1WA Deluxe Chair with VeraFlex® Back 2-to-1 Synchro Tilt Control and 2-Way Adjustable Arms
Overall Size: 27W x 26.5D x 40H
Seat: 19.5W x 20D x 4T **Back:** 20W x 19H **Seat Range:** 17.75-22.5
Arms to Floor: 25.5 **Carton Wt:** 39 **UPS Wt:** 48 **COM:** N/A
Carton: 27L x 26W x 14H **Cube:** 5.68
Options: SW392 **Features:** 1, 4, 7, 8, 9 **Control:** 2-to-1 Synchro Tilt
Notes:

Fabric	List Price
Kiwi VeraFlex® Seat and Back	440.00



23-77N1F2 Professional Dark Air Grid® Back and Seat Manager's Chair with Adjustable Flip Arms, Adjustable Lumbar and Nylon Base
Overall Size: 27.5W x 26D x 41.5 - 45.5H
Seat: 21.5W x 19.75D x 3T **Back:** 22.5W x 24.25H **Seat Range:** 18.5-22.5
Arms to Floor: 25.5 **Carton Wt:** 47 **UPS Wt:** 47 **COM:** N/A
Carton: 31L x 26W x 12H **Cube:** 5.59
Options: CG50, SW70 **Features:** 1, 4, 7, 8, 9 **Control:** 2-to-1 Synchro Tilt
Notes:

Fabric	List Price
Air Grid® Seat and Back	595.00



15-37A720D Dual Layer Air Grid® Back Drafting Chair with Black Mesh Seat, Adjustable Footring and Industrial Steel Finish Base
Overall Size: 21.5W x 25.5D x 54.5H
Seat: 21.5W x 20D x 4T **Back:** 20.5W x 22.5H **Seat Range:** 28 - 33
Arms to Floor: N/A **Carton Wt:** 45 **UPS Wt:** 51 **COM:** N/A
Carton: 31L x 26W x 13H **Cube:** 6.06
Options: A27WA Arms, CG50, SW70 **Features:** 1, 4 **Control:** Pneumatic Seat Height
Notes: Big and Tall 325 lbs. Rating **Optional A27WA Arms Available**

Fabric	List Price
Dual Layer Dark Air Grid® Back and Black Mesh Seat	595.00
Big & Tall 325 lbs.	



2300 Breathable Mesh Back and Mesh Seat Manager's Chair with Adjustable Arms, Adjustable Lumbar and Industrial Steel Finish Base
 Overall Size: 26.75W x 25.5D x 42-46H
 Seat: 19W x 19.5D x 1.75T Back: 22W x 24.25H Seat Range: 18.75-22.75
 Arms to Floor: 25.5 Carton Wt: 48 UPS Wt: 48 COM: N/A
 Carton: 31L x 26W x 12H Cube: 5.59
 Options: CG50, SW70 Features: 1, 4, 7, 8, 9 Control: 2-to-1 Synchro Tilt
 Notes:

Fabric	List Price
Breathable Mesh Back and Black Mesh Seat	615.00



2400E Breathable Mesh Back and Bonded Leather Seat Manager's Chair with Adjustable Arms, Adjustable Lumbar and Industrial Steel Finish Base
 Overall Size: 27W x 26D x 42-46H
 Seat: 19.25W x 20D x 2.5T Back: 20.75W x 23.75H Seat Range: 19.25-23.25
 Arms to Floor: 25.5 Carton Wt: 48 UPS Wt: 48 COM: N/A
 Carton: 31L x 26W x 12H Cube: 5.59
 Options: CG50, SW70 Features: 1, 4, 7, 8, 9 Control: 2-to-1 Synchro Tilt
 Notes: 2400E Replaces 2400

Fabric	List Price
Breathable Mesh Back and Black Bonded Leather Seat	630.00



25004 Breathable Mesh Back and Mesh Seat Manager's Chair with Headrest, Adjustable Arms, Adjustable Lumbar and Industrial Steel Finish Base
 Overall Size: 27W x 27D x 55H
 Seat: 21.5W x 21D x 4.5T Back: 21W x 24H x 2.5T Seat Range: 19.75-22.5
 Arms to Floor: 25.5 Carton Wt: 61 UPS Wt: 61 COM: N/A
 Carton: 37L x 26W x 13H Cube: 7.23
 Options: CG50, SW70 Features: 1, 4, 6, 7, 8, 9 Control: 2-to-1 Synchro Knee Tilt
 Notes:

Fabric	List Price
Breathable Mesh Back and Black Mesh Seat	875.00



2787 Professional Breathable Mesh Seat and Back Manager's Chair with Adjustable Arms, Adjustable Lumbar and Industrial Steel Finish Base
 Overall Size: 28.5W x 26.25D x 44.75H
 Seat: 21.5W x 20D x 3.75T Back: 20.75W x 24.5H Seat Range: 18.25-21
 Arms to Floor: 27 Carton Wt: 58 UPS Wt: 59 COM: N/A
 Carton: 32L x 27W x 14H Cube: 7.0
 Options: CG50, SW70 Features: 1, 4, 6, 7, 8, 9 Control: 2-to-1 Synchro Knee Tilt
 Notes:

Fabric	List Price
Breathable Mesh Seat and Back with Black Leather Trim	995.00



27008 Breathable Mesh Back and Leather Seat Manager's Chair with Headrest, Adjustable Arms, Adjustable Lumbar and Industrial Steel Finish
 Overall Size: 27W x 27D x 55H
 Seat: 21.5W x 21D x 4.5T Back: 21W x 24H Seat Range: 19.75-22.5
 Arms to Floor: 25.5 Carton Wt: 61 UPS Wt: 61 COM: N/A
 Carton: 37L x 26W x 13H Cube: 7.23
 Options: CG50, SW70 Features: 1, 4, 6, 7, 8, 9 Control: 2-to-1 Synchro Knee Tilt
 Notes:

Fabric	List Price
Breathable Mesh Back and Black Leather Seat with Black Leather Trim	995.00



27876 Professional Breathable Mesh Seat and Back Executive Chair with Adjustable Headrest, Adjustable Arms, Adjustable Lumbar and Industrial Steel Finish Base
 Overall Size: 28.5W x 26.25D x 53.75H
 Seat: 21.5W x 20D x 3.75T Back: 20.7W x 34H Seat Range: 18.25-21
 Arms to Floor: 27 Carton Wt: 61 UPS Wt: 61 COM: N/A
 Carton: 37L x 26W x 13H Cube: 7.23
 Options: CG50, SW70 Features: 1, 4, 6, 7, 8, 9 Control: 2-to-1 Synchro Knee Tilt
 Notes:

Fabric	List Price
Breathable Mesh Seat and Back with Black Leather Trim	1095.00



32-E3371F3 Bonded Leather Seat and Back Manager's Chair with 4-Way Adjustable Flip Arms and Industrial Steel Finish Base
 Overall Size: 27.25W x 27.25D x 45.5H
 Seat: 20.5W x 19D x 3.5T Back: 20.5W x 23.25H x 1.5T Seat Range: 19 -23.25
 Arms to Floor: 26.25 Carton Wt: 53 UPS Wt: 57 COM: N/A
 Carton: 32L x 27W x 14H Cube: 6.74
 Options: CG50, SW70 Features: 1, 4, 7, 8, 9 Control: 2-to-1 Synchro Tilt
 Notes: REPLACES 2900

Fabric	List Price
Black Bonded Leather Seat and Back	600.00



32-E3371F3HL Bonded Leather Seat and Back Executive Chair with Adjustable Headrest, 4-Way Adjustable Flip Arms and Industrial Steel Finish Base
 Overall Size: 28.5W x 29D x 48.75-55.75H
 Seat: 20.5W x 19D x 3.5T Back: 21W x 23H x 1.5T Seat Range: 19.25-23.5
 Arms to Floor: 26.75 Carton Wt: 51 UPS Wt: 66 COM: N/A
 Carton: 37L x 26W x 14H Cube: 7.79
 Options: CG50, SW70 Features: 1, 4, 7, 8, 9 Control: 2-to-1 Synchro Tilt
 Notes: REPLACES 29008

Fabric	List Price
Black Bonded Leather Seat and Back	700.00



32-E33P918P Black Bonded Leather Seat and Back Manager's Chair with Adjustable Arms and Polished Aluminum Finish Base
 Overall Size: 27.75W x 29D x 45.75H
 Seat: 19.5W x 20D x 4T Back: 21W x 22H x 2.5T Seat Range: 17.75-22.25
 Arms to Floor: 24.5 Carton Wt: 55 UPS Wt: 55 COM: N/A
 Carton: 31L x 26W x 13H Cube: 6.06
 Options: SW392 Features: 1, 4, 7, 8, 9 Control: 2-to-1 Synchro Tilt
 Notes: REPLACES 32-44P918P

Fabric	List Price
Black Bonded Leather Seat and Back	625.00



32-E33P918PHL Black Bonded Leather Seat and Back Executive Chair with Adjustable Headrest, Adjustable Arms and Polished Aluminum Finish Base
 Overall Size: 27.75W x 29D x 56H
 Seat: 19.5W x 20D x 4T Back: 21W x 22H Seat Range: 17.75-22.25
 Arms to Floor: 25 Carton Wt: 59 UPS Wt: 59 COM: N/A
 Carton: 31L x 26W x 14H Cube: 6.53
 Options: SW392 Features: 1, 4, 7, 8, 9 Control: 2-to-1 Synchro Tilt
 Notes: REPLACES 32-44P918PHL

Fabric	List Price
Black Bonded Leather Seat and Back	725.00






32-E33P91A7 Black Bonded Leather Seat and Back Manager's Chair with Polished Padded Aluminum Arms and Base
 Overall Size: 26W x 27.75D x 46H
 Seat: 20.5W x 19.5D x 3.75T Back: 21.75W x 22H x 2.5T Seat Range: 18.5-23
 Arms to Floor: 26.25 Carton Wt: 44 UPS Wt: 59 COM: N/A
 Carton: 32L x 27W x 14H Cube: 7.0
 Options: SW392 Features: 1, 4, 7, 8, 9 Control: 2-to-1 Synchro Tilt
 Notes:




Fabric	List Price
Black Bonded Leather Seat and Back	750.00









32-E33P91A7HL Black Bonded Leather Seat and Back Manager's Chair with Adjustable Headrest, Polished Padded Aluminum Arms and Base
 Overall Size: 26W x 30.5D x 56H
 Seat: 20.5W x 19.5D x 3.75T Back: 21.75W x 22H x 2.5T Seat Range: 18.5-23
 Arms to Floor: 26.25 Carton Wt: 50 UPS Wt: 70 COM: N/A
 Carton: 32L x 27W x 14H Cube: 7
 Options: SW392 Features: 1, 4, 7, 8, 9 Control: 2-to-1 Synchro Tilt
 Notes:




Fabric	List Price
Black Bonded Leather Seat and Back	850.00




	 3680 Light Air Grid® Manager's Chair with Black Top Grain Leather Seat, Adjustable Lumbar and Platinum Finish Base	Fabric Light Air Grid® Back and Black Top Grain Leather Seat and Trim	List Price 850.00
	 Overall Size: 28.5W x 27D x 40.5-44.75H		
	Seat: 20W x 20D x 4T Back: 21W x 22.5H Seat Range: 18.75-23		
	Arms to Floor: 26.5 Carton Wt: 48 UPS Wt: 48 COM: N/A		
	Carton: 32L x 26W x 13H Cube: 6.25 Options: CG50, SW70 Features: 1, 4, 7, 8, 9 Control: 2-to-1 Synchro Tilt Notes:		




	 3685 Light Air Grid® Visitor's Chair with Black Top Grain Leather Seat, Adjustable Lumbar, and Platinum Finish Sled Base	Fabric Light Air Grid® Back and Black Top Grain Leather Seat and Trim	List Price 615.00
	 Overall Size: 27.5W x 27D x 40.25H		
	Seat: 20W x 20D x 4T Back: 21W x 22H Seat Range: 18.75		
	Arms to Floor: 27 Carton Wt: 52 UPS Wt: 56 COM: N/A		
	Carton: 31L x 23W x 16H Cube: 6.60 Options: N/A Features: N/A Control: N/A Notes:		




	 36806 Light Air Grid® Back Executive Chair with Black Top Grain Leather Seat, Adjustable Headrest, Adjustable Lumbar and Platinum Finish Base	Fabric Light Air Grid® Back and Black Top Grain Leather Seat and Trim	List Price 950.00
	 Overall Size: 28.5W x 27D x 46.5-55H		
	Seat: 20W x 20D x 4T Back: 21W x 22H Seat Range: 18.75-23		
	Arms to Floor: 26.5 Carton Wt: 58 UPS Wt: 63 COM: N/A		
	Carton: 38L x 26W x 13H Cube: 7.43 Options: CG50, SW70 Features: 1, 4, 7, 8, 9 Control: 2-to-1 Synchro Tilt Notes:		




	 327-E36C61F6 Light Air Grid® Back Chair with Padded Bonded Leather Seat, 4-Way Adjustable Flip Arms, Optional Headrest and Platinum Coated Nylon Base	Fabric Light Air Grid® Back and Black Bonded Leather Seat	List Price 695.00
	 Overall Size: 24.5W x 24.5D x 41-45.5H		
	Seat: 20.75W x 20.75D x 4T Back: 20.5W x 22.5H Seat Range: 19-23.5		
	Arms to Floor: 26 Carton Wt: 45 UPS Wt: 53 COM: N/A		
	Carton: 32L x 26W x 13H Cube: 6.25 Options: CG50, SW70 Features: 1, 4, 7, 8, 9 Control: 2-to-1 Synchro Tilt Notes: Optional Headrest EHRL006		




	 327-66C61F6 Light Air Grid® Seat and Back Chair with 4-Way Adjustable Flip Arms, Optional Headrest and Platinum Coated Nylon Base	Fabric Light Air Grid® Seat and Back	List Price 765.00
	 Overall Size: 29.25W x 27.5D x 40.75-45H		
	Seat: 21.5W x 20D Back: 20.5W x 22.5H Seat Range: 18.25 - 22.5		
	Arms to Floor: 28.5 Carton Wt: 47 UPS Wt: 53 COM: N/A		
	Carton: 32L x 26W x 13H Cube: 6.25 Options: CG50, SW70 Features: 1, 4, 7, 8, 9 Control: 2-to-1 Synchro Tilt Notes: Optional Headrest EHRL006		




	 327-E36C61F6HL Light Air Grid® Back Chair with Padded Bonded Leather Seat, 4-Way Adjustable Flip Arms, Adjustable Headrest and Platinum Coated Nylon Base	Fabric Light Air Grid® Back and Black Bonded Leather Seat	List Price 785.00
	 Overall Size: 28W x 28.75D x 48.75-55H		
	Seat: 20.75W x 19.5D x 4T Back: 20.5W x 22.5H Seat Range: 19.5 - 23.75		
	Arms to Floor: 26.5 Carton Wt: 47 UPS Wt: 53 COM: N/A		
	Carton: 32L x 26W x 13H Cube: 6.25 Options: CG50, SW70 Features: 1, 4, 7, 8, 9 Control: 2-to-1 Synchro Tilt Notes:		




	 327-66C61F6HL Light Air Grid® Seat and Back Chair with 4-Way Adjustable Flip Arms, Adjustable Headrest and Platinum Coated Nylon Base	Fabric Light Air Grid® Seat and Back	List Price 855.00
	 Overall Size: 27.5W x 26.5D x 57H		
	Seat: 20.5W x 19D Back: 20W x 22.5H Seat Range: 18.25 - 22.25		
	Arms to Floor: 26.25 Carton Wt: 46 UPS Wt: 57 COM: N/A		
	Carton: 32L x 26W x 14H Cube: 6.74 Options: CG50, SW70 Features: 1, 4, 7, 8, 9 Control: 2-to-1 Synchro Tilt Notes:		

	 37-33N1A7U Executive Black Mesh Chair with Soft PU Padded Adjustable Arms and Deluxe Nylon Base	Fabric Black Mesh Seat and Back	List Price 550.00
	 Overall Size: 27.25W x 28D x 41.25-45.5H		
	Seat: 21W x 18.5D x 4T Back: 21W x 23.25H x 2.5T Seat Range: 18 - 22.25		
	Arms to Floor: 26 Carton Wt: 48 UPS Wt: 57 COM: N/A		
	Carton: 32L x 26W x 14H Cube: 6.74 Options: CG50, SW70 Features: 1, 4, 7, 8, 9 Control: 2-to-1 Synchro Tilt Notes:		

	 515-3G3N11 CHX Dark Breathable Mesh Back and Padded Mesh Seat Manager's Chair with Adjustable Lumbar Support, Height Adjustable Arms and Nylon Base	Fabric CHX Dark Breathable Mesh Back & Padded Mesh Seat	List Price 550.00
	 Overall Size: 25.5W x 25D x 38.5-42.75H		
	Seat: 20.75W x 19.5D x 3.5T Back: 20.5W x 27H Seat Range: 18-22.25		
	Arms to Floor: 25 Carton Wt: 58 UPS Wt: 53 COM: N/A		
	Carton: 32L x 26W x 13H Cube: 6.25 Options: CG50, SW70 Features: 1, 4, 7, 8, 9 Control: 2-to-1 Synchro Tilt Notes:		

	 515-G33N11 CHX Dark Breathable Mesh Seat and Back Manager's Chair with Adjustable Lumbar Support, Height Adjustable Arms and Nylon Base	Fabric CHX Dark Breathable Mesh Seat and Back	List Price 625.00
	 Overall Size: 25.75W x 25D x 38.5-42.75H		
	Seat: 21.5W x 20.5D x 5T Back: 20.5W x 27H Seat Range: 17.5-21.5		
	Arms to Floor: 25 Carton Wt: 42 UPS Wt: 53 COM: N/A		
	Carton: 32L x 26W x 13H Cube: 6.25 Options: CG50, SW70 Features: 1, 4, 7, 8, 9 Control: 2-to-1 Synchro Tilt Notes:		

	 55-7N17 Professional Air Grid® Back Manager's Chair with Custom Fabric Seat, Adjustable Arms and Angled Nylon Base	Fabric Air Grid® Back and Custom Fabric Seat	List Price 395.00
	 Overall Size: 27W x 26.5D x 42H		
	Seat: 20.5W x 19.5D x 3.5T Back: 20.5W x 19H Seat Range: 18.75-23		
	Arms to Floor: 25.5 Carton Wt: 40 UPS Wt: 46 COM: 1 yd		
	Carton: 28L x 26W x 13H Cube: 5.47 Options: SW392 Features: 1, 4, 7, 8, 9 Control: 2-to-1 Synchro Tilt Notes: Custom for Model 5500®		

	 55-7V30 Professional Air Grid® Back Visitor's Chair with Custom Fabric Seat, Fixed Arms and Sled Base	Fabric Air Grid® Back and Custom Fabric Seat	List Price 360.00
	 Overall Size: 25.75W x 26.5D x 37.25H		
	Seat: 20.75W x 19.25D x 4T Back: 20W x 19.25H Seat Range: 19		
	Arms to Floor: 26.25 Carton Wt: 36 UPS Wt: 51 COM: 1 yd		
	Carton: 27L x 24W x 16H Cube: 6.0 Options: N/A Features: N/A Control: N/A Notes: Custom for Model 5505		



55-38N17 Latte Air Grid® Back Deluxe Task Chair with Black Mesh Seat, Adjustable Angled Arms and Angled Nylon Base
Overall Size: 27W x 26.5D x 42H
Seat: 20.5W x 19.5D x 3.5T **Back:** 20.5W x 19H **Seat Range:** 18.75-23
Arms to Floor: 25.5 **Carton Wt:** 40 **UPS Wt:** 46 **COM:** N/A
Carton: 28L x 26W x 13H **Cube:** 5.47
Options: SW392 **Features:** 1, 4, 7, 8, 9 **Control:** 2-to-1 Synchro Tilt
Notes:

Fabric	List Price
Latte Air Grid® Back and Black Mesh Seat	375.00



55-88N15 Latte Air Grid® Seat and Back Deluxe Task Chair with Adjustable Angled Arms and Angled Nylon Base
Overall Size: 27W x 26.5D x 42H
Seat: 20.5W x 19.5D **Back:** 20.5W x 18.5H **Seat Range:** 18-22.25
Arms to Floor: 25.5 **Carton Wt:** 40 **UPS Wt:** 46 **COM:** N/A
Carton: 28L x 26W x 13H **Cube:** 5.47
Options: SW392 **Features:** 1, 4, 7, 8, 9 **Control:** 2-to-1 Synchro Tilt
Notes:

Fabric	List Price
Latte Air Grid® Seat and Back	440.00



55-M22N17 Shadow Air Grid® Back and Shadow Mesh Seat, Adjustable Angled Arms and Angled Nylon Base
Overall Size: 27W x 26.5D x 42H
Seat: 20.5W x 19.5D x 3.5T **Back:** 20.5W x 18.5H **Seat Range:** 18.75-23
Arms to Floor: 25.5 **Carton Wt:** 40 **UPS Wt:** 46 **COM:** N/A
Carton: 28L x 26W x 13H **Cube:** 5.47
Options: SW392 **Features:** 1, 4, 7, 8, 9 **Control:** 2-to-1 Synchro Tilt
Notes:


Fabric	List Price
Shadow Air Grid® Back and Shadow Mesh Seat	375.00



55247SM-231 Dark Air Grid® Back Task Chair with Memory Foam Black Mesh Seat, Adjustable Angled Arms and Angled Nylon Base. 24/7 High Intensity Use Chair.
Overall Size: 26.5W x 24.25D x 37-41.25H
Seat: 20W x 19.5D x 3.5T **Back:** 20W x 18.5H **Seat Range:** 18.75-23.25
Arms to Floor: 25 **Carton Wt:** 47 **UPS Wt:** 53 **COM:** 1 yd.
Carton: 31L x 27W x 13H **Cube:** 6.29
Options: SW392 **Features:** 1, 4, 7, 8, 9, 15 **Control:** 2-to-1 Synchro Tilt
Notes:

Fabric	List Price
Dark Air Grid® Back & Black Fabric Seat	495.00

NEW
Seat Slider



5500 Air Grid® Back and Black Mesh Seat, Adjustable Angled Arms and Angled Nylon Base
Overall Size: 26.5W x 25.25D x 38-42.25H
Seat: 20.5W x 19.5D x 3.5T **Back:** 20.5W x 18.5H **Seat Range:** 18.75-23
Arms to Floor: 25.5 **Carton Wt:** 38 **UPS Wt:** 48 **COM:** 1 yd.
Carton: 27L x 26W x 14H **Cube:** 5.68
Options: SW392 **Features:** 1, 4, 7, 8, 9 **Control:** 2-to-1 Synchro Tilt
Notes: Available in Fun Colors - see page 190-191.

Fabric	List Price
Air Grid® Back & Black Mesh Seat	375.00
(Seat only)	395.00



5500SL Air Grid® Back and Black Mesh Seat, Adjustable Angled Arms, Seat Slider and Angled Nylon Base
Overall Size: 26.5W x 24.25D x 37-41.25H
Seat: 20W x 19.5D x 3.5T **Back:** 20W x 18.5H **Seat Range:** 18.75-23.25
Arms to Floor: 25 **Carton Wt:** 47 **UPS Wt:** 53 **COM:** 1 yd.
Carton: 31L x 27W x 13H **Cube:** 6.29
Options: SW392 **Features:** 1, 4, 7, 8, 9, 15 **Control:** 2-to-1 Synchro Tilt
Notes: 3-Position Lock with Anti-Kick Control. Available in Fun Colors - see page 190-191.

Fabric	List Price
Air Grid® Back & Black Mesh Seat	450.00
(Seat only)	475.00



A	475.00
B	500.00
C	525.00
R	570.00

Featuring New Seat Slider



5500D Antimicrobial Dillon Seat and Back Task Chair with Adjustable Angled Arms and Angled Nylon Base.
Overall Size: 26.5W x 25.25D x 42H
Seat: 20.5W x 19.5D x 3.5T **Back:** 20.5W x 18.5H **Seat Range:** 18.75-23
Arms to Floor: 25.5 **Carton Wt:** 40 **UPS Wt:** 46 **COM:** N/A
Carton: 28L x 26W x 13H **Cube:** 5.47
Options: SW392 **Features:** 1, 4, 7, 8, 9 **Control:** 2-to-1 Synchro Tilt
Notes:

Fabric	List Price
-R100 Dillon Lipstick -R103 Dillon Stratus -R105 Dillon Blue -R107 Dillon Black	470.00

NEW



5505 Professional Air Grid® Back Visitor's Chair with Black Mesh Seat, Fixed Arms and Sled Base
Overall Size: 24.5W x 25.5D x 37.25H
Seat: 20.5W x 19.5D x 3T **Back:** 20.5W x 18.5H **Seat Range:** 19 Fixed
Arms to Floor: 25.5 **Carton Wt:** 36 **UPS Wt:** 51 **COM:** 1 yd.
Carton: 27L x 24W x 16H **Cube:** 6.0
Options: N/A **Features:** N/A **Control:** N/A
Notes: Available in Fun Colors - see page 190-191.

Fabric	List Price
Air Grid® Back & Black Mesh Seat	340.00
(Seat only)	360.00



55-38V30 Professional Latte Air Grid® Back Visitor's Chair with Black Mesh Seat, Fixed Arms and Sled Base
Overall Size: 26W x 26D x 37.25H
Seat: 20.75W x 19.75D x 3.75T **Back:** 20.5W x 19H **Seat Range:** 20 Fixed
Arms to Floor: 26 **Carton Wt:** 38 **UPS Wt:** 50 **COM:** N/A
Carton: 26L x 23W x 17H **Cube:** 5.88
Options: N/A **Features:** N/A **Control:** N/A
Notes:

Fabric	List Price
Latte Air Grid® Back and Black Mesh Seat	340.00



5540 Air Grid® Back and Mesh Seat Manager's Chair with Adjustable Angled Arms, Adjustable Lumbar and Angled Nylon Base
Overall Size: 28.5W x 28.5D x 41.5-45.75H
Seat: 21.75W x 19.5D x 4.25T **Back:** 20.5W x 23H **Seat Range:** 18.75-23
Arms to Floor: 25 **Carton Wt:** 43 **UPS Wt:** 53 **COM:** N/A
Carton: 32L x 26W x 13H **Cube:** 6.25
Options: HRM003, SW392 **Features:** 1, 4, 7, 8, 9 **Control:** 2-to-1 Synchro Tilt
Notes:

Fabric	List Price
Air Grid® Back and Black Mesh Seat and Trim	500.00



5560 Air Grid® Seat and Back Manager's Chair with Adjustable Angled Arms and Angled Nylon Base
Overall Size: 26.75W x 26.5D x 42H
Seat: 20.5W x 21D **Back:** 20.5W x 18.5H **Seat Range:** 18-22.25
Arms to Floor: 25.5 **Carton Wt:** 42 **UPS Wt:** 46 **COM:** N/A
Carton: 28L x 26W x 13H **Cube:** 5.47
Options: SW392 **Features:** 1, 4, 7, 8, 9 **Control:** 2-to-1 Synchro Tilt
Notes:

Fabric	List Price
Air Grid® Seat and Back	440.00



5565 Air Grid® Seat and Back Visitor's Chair with Adjustable Angled Arms and Sled Base
Overall Size: 26.5W x 27D x 37.75H
Seat: 20.5W x 21D **Back:** 20.5W x 19H **Seat Range:** 19 Fixed
Arms to Floor: 26 **Carton Wt:** 40 **UPS Wt:** 47 **COM:** N/A
Carton: 26L x 23W x 16H **Cube:** 5.53
Options: N/A **Features:** N/A **Control:** N/A
Notes:

Fabric	List Price
Air Grid® Seat and Back	390.00

55 and 57 Series



55403 Air Grid® Back and Mesh Seat Manager's Chair with Adjustable Headrest, Adjustable Angled Arms, Adjustable Lumbar and Angled Nylon Base
Overall Size: 27W x 27.5D x 47.75 - 56H
Seat: 21.75W x 19D x 4.25T **Back:** 20.5W x 29.75H **Seat Range:** 18.75 - 23
Arms to Floor: 25 **Carton Wt:** 47 **UPS Wt:** 61 **COM:** N/A
Carton: 37L x 26W x 13H **Cube:** 7.23
Options: SW392 **Features:** 1, 4, 7, 8, 9 **Control:** 2-to-1 Synchro Tilt
Notes:

Fabric	List Price
Air Grid® Back and Black Mesh Seat and Trim	595.00

57 Series



5700E Air Grid® Back and Black Bonded Leather Seat Manager's Chair with Adjustable Angled Arms and Angled Nylon Base
Overall Size: 26.5W x 25.25D x 42H
Seat: 20.5W x 19.5D x 3.5T **Back:** 20.5W x 18.5H **Seat Range:** 18.75-23
Arms to Floor: 25.5 **Carton Wt:** 41 **UPS Wt:** 45 **COM:** N/A
Carton: 27L x 26W x 13H **Cube:** 5.28
Options: SW392 **Features:** 1, 4, 7, 8, 9 **Control:** 2-to-1 Synchro Tilt
Notes: REPLACES 5700®

Fabric	List Price
Air Grid® Back and Black Bonded Leather Seat	385.00



5700SL Air Grid® Back and Black Bonded Leather Seat Manager's Chair with Adjustable Angled Arms, Seat Slider and Angled Nylon Base
Overall Size: 26.5W x 24.25D x 37-41.25H
Seat: 20W x 19.5D x 3.5T **Back:** 20W x 18.75H **Seat Range:** 18.5-22.75
Arms to Floor: 18.5 **Carton Wt:** 47 **UPS Wt:** 53 **COM:** N/A
Carton: 31L x 27W x 13H **Cube:** 6.29
Options: SW392 **Features:** 1, 4, 7, 8, 9, 15 **Control:** 2-to-1 Synchro Tilt
Notes: 3-Position Lock with Anti-Kick Control.

Fabric	List Price
Air Grid® Back and Black Bonded Leather Seat	465.00

Featuring New Seat Slider




5705E Professional Air Grid® Back Visitor's Chair with Bonded Leather Seat, Fixed Arms and Sled Base
Overall Size: 24.5W x 25.5D x 37.25H
Seat: 20.5W x 19.5D x 3T **Back:** 20.5W x 18.5H **Seat Range:** 19
Arms to Floor: 25.75 **Carton Wt:** 38 **UPS Wt:** 47 **COM:** N/A
Carton: 26L x 23W x 16H **Cube:** 5.53
Options: N/A **Features:** N/A **Control:** N/A
Notes: REPLACES 5705

Fabric	List Price
Air Grid® Back and Black Bonded Leather Seat	350.00



5790E Dark Air Grid® Back and Bonded Leather Seat Manager's Chair with Adjustable Angled Arms, Adjustable Lumbar and Angled Nylon Base
Overall Size: 27.5W x 28.5D x 46H
Seat: 21.75W x 19.5D x 4.25T **Back:** 20.5W x 32.75H **Seat Range:** 19-23.25
Arms to Floor: 25.5 **Carton Wt:** 44 **UPS Wt:** 53 **COM:** N/A
Carton: 32L x 26W x 13H **Cube:** 7.23
Options: SW392 **Features:** 1, 4, 7, 8, 9 **Control:** 2-to-1 Synchro Tilt
Notes:

Fabric	List Price
Air Grid® Back and Black Bonded Leather Seat	570.00



57906E Air Grid® Back and Bonded Leather Seat Manager's Chair with Adjustable Headrest, Adjustable Angled Arms, Adjustable Lumbar and Angled Nylon Base
Overall Size: 28.75W x 27.25D x 48-56.25H
Seat: 20W x 19.5D x 4.25T **Back:** 20.5W x 29.5H **Seat Range:** 19-23.25
Arms to Floor: 25 **Carton Wt:** 48 **UPS Wt:** 61 **COM:** N/A
Carton: 37L x 26W x 13H **Cube:** 7.23
Options: SW392 **Features:** 1, 4, 7, 8, 9 **Control:** 2-to-1 Synchro Tilt
Notes: REPLACES 57906

Fabric	List Price
Air Grid® Back & Black Bonded Leather Seat & Trim	670.00

2160SL and 213 Series



2160SL Dark Air Grid® Seat and Back with PU Padded Adjustable Arms, Built-In Lumbar Support and Nylon Base
Overall Size: 27.5W x 23.75D x 42.5H
Seat: 20W x 19.5D x 2.5T **Back:** 21W x 21.25H **Seat Range:** 18.25-22.25
Arms to Floor: 25.75 **Carton Wt:** 48 **UPS Wt:** 53 **COM:** N/A
Carton: 32L x 26W x 13H **Cube:** 6.25
Options: SW392 **Features:** 1, 4, 7, 8, 9, 15 **Control:** 2-to-1 Synchro Tilt
Notes: 3-Position Lock with Anti-Kick Control.

Fabric	List Price
Air Grid® Seat and Back	550.00

Featuring New Seat Slider



213-38N1F3 Latte Air Grid® Back and Padded Mesh Seat Chair with 4-Way Adjustable Flip Arms, 2-to-1 Synchro Tilt, Adjustable Tilt Tension and Nylon Base
Overall Size: 29.5W x 27.25D x 38.75-42.75H
Seat: 20.75W x 19.75D x 3.5T **Back:** 21.25W x 20H **Seat Range:** 19-23
Arms to Floor: 25.75 **Carton Wt:** 40 **UPS Wt:** 45 **COM:** N/A
Carton: 27L x 26W x 13H **Cube:** 5.28 **Options:** SW392
Features: 1, 4, 7, 8, 9 **Control:** 2-to-1 Synchro Tilt
Notes: REPLACES 18-28N28P

Fabric	List Price
Latte Air Grid® Back and Padded Black Mesh Seat	470.00



213-88N1F3 Latte Air Grid® Seat and Back Chair with 4-Way Adjustable Flip Arms, Built-In Lumbar Support, 2-to-1 Synchro Tilt, Adjustable Tilt Tension and Nylon Base
Overall Size: 27.25W x 25D x 43.5H
Seat: 21.5W x 19.5D **Back:** 21.25W x 20.75H **Seat Range:** 18.5-22.75
Arms to Floor: 26.5 **Carton Wt:** 42 **UPS Wt:** 45 **COM:** N/A
Carton: 28L x 26W x 13H **Cube:** 5.28 **Options:** SW392
Features: 1, 4, 7, 8, 9 **Control:** 2-to-1 Synchro Tilt
Notes: REPLACES 18-88N28P

Fabric	List Price
Latte Air Grid® Seat and Back	550.00




213-E37P91F3 Air Grid® Back and Padded Bonded Leather Seat with 4-Way Adjustable Flip Arms, Built-In Lumbar Support and Polished Aluminum Base
Overall Size: 29.25W x 26.25D x 38.5-42.5H
Seat: 20.25W x 19.75D x 3.5T **Back:** 20.5W x 20H x 3.5T **Seat Range:** 18.75-23
Arms to Floor: 26.5 **Carton Wt:** 39 **UPS Wt:** 48 **COM:** N/A
Carton: 29L x 26W x 13H **Cube:** 5.67
Options: SW392 **Features:** 1, 4, 7, 8, 9 **Control:** 2-to-1 Synchro Tilt
Notes: REPLACES 58-47P918P

Fabric	List Price
Air Grid® Back and Padded Bonded Leather Seat	550.00



213-37P91A7 Air Grid® Back and Padded Mesh Seat with Padded Polished Aluminum Arms, Built-In Lumbar Support and Polished Aluminum Base
Overall Size: 26W x 27D x 42.5H
Seat: 20.5W x 19.5D x 3.5T **Back:** 21.25W x 20.75H **Seat Range:** 18.5-23
Arms to Floor: 26.25 **Carton Wt:** 41 **UPS Wt:** 50 **COM:** 1 yd.
Carton: 29L x 27W x 13H **Cube:** 5.89
Options: SW392 **Features:** 1, 4, 7, 8, 9 **Control:** 2-to-1 Synchro Tilt
Notes: Available in Fun Colors - see page 190-191.

Fabric	List Price
Air Grid® Back and Padded Mesh Seat	575.00
 (Seat only)	600.00



213-E37P91A7 Air Grid® Back and Padded Bonded Leather Seat with Padded Polished Aluminum Arms, Built-In Lumbar Support and Polished Aluminum Base
Overall Size: 26W x 27D x 42.5H
Seat: 20.5W x 19.5D x 3.5T **Back:** 21.25W x 20.75H **Seat Range:** 18.5-23
Arms to Floor: 26.25 **Carton Wt:** 40 **UPS Wt:** 48 **COM:** N/A
Carton: 29L x 26W x 13H **Cube:** 5.67
Options: SW392 **Features:** 1, 4, 7, 8, 9 **Control:** 2-to-1 Synchro Tilt
Notes:

Fabric	List Price
Air Grid® Back and Padded Bonded Leather Seat	585.00



213-J11N1W Latte Fabric Padded Seat and Back with Height Adjustable PU Padded Arms, Built-In Lumbar Support and Angled Nylon Base
Overall Size: 27.75W x 27.25D x 42.75H
Seat: 20.5W x 19.5D x 3.5T **Back:** 21.25W x 20.75H **Seat Range:** 18.5-23
Arms to Floor: 25.5 **Carton Wt:** 39 **UPS Wt:** 46 **COM:** N/A
Carton: 28L x 26W x 13H **Cube:** 5.47
Options: SW392 **Features:** 1, 4, 7, 8, 9 **Control:** 2-to-1 Synchro Tilt
Notes:

Fabric	List Price
Latte Fabric Seat and Back	440.00



213-J44N1W Teal Fabric Padded Seat and Back with Height Adjustable PU Padded Arms, Built-In Lumbar Support and Angled Nylon Base
Overall Size: 27.75W x 27.25D x 42.75H
Seat: 20.5W x 19.5D x 3.5T **Back:** 21.25W x 20.75H **Seat Range:** 18.5-23
Arms to Floor: 25.5 **Carton Wt:** 39 **UPS Wt:** 46 **COM:** N/A
Carton: 28L x 26W x 13H **Cube:** 5.47
Options: SW392 **Features:** 1, 4, 7, 8, 9 **Control:** 2-to-1 Synchro Tilt
Notes:

Fabric	List Price
Teal Fabric Seat and Back	440.00



213-J77N1W Sand Fabric Padded Seat and Back with Height Adjustable PU Padded Arms, Built-In Lumbar Support and Angled Nylon Base
Overall Size: 27.75W x 27.25D x 42.75H
Seat: 20.5W x 19.5D x 3.5T **Back:** 21.25W x 20.75H **Seat Range:** 18.5-23
Arms to Floor: 25.5 **Carton Wt:** 39 **UPS Wt:** 46 **COM:** N/A
Carton: 28L x 26W x 13H **Cube:** 5.47
Options: SW392 **Features:** 1, 4, 7, 8, 9 **Control:** 2-to-1 Synchro Tilt
Notes:

Fabric	List Price
Sand Fabric Seat and Back	440.00



213-J88N1W Salmon Fabric Padded Seat and Back with Height Adjustable PU Padded Arms, Built-In Lumbar Support and Angled Nylon Base
Overall Size: 27.75W x 27.25D x 42.75H
Seat: 20.5W x 19.5D x 3.5T **Back:** 21.25W x 20.75H **Seat Range:** 18.5-23
Arms to Floor: 25.5 **Carton Wt:** 39 **UPS Wt:** 46 **COM:** N/A
Carton: 28L x 27W x 13H **Cube:** 5.47
Options: SW392 **Features:** 1, 4, 7, 8, 9 **Control:** 2-to-1 Synchro Tilt
Notes:

Fabric	List Price
Salmon Fabric Seat and Back	440.00



213-J99N1W Steel Fabric Padded Seat and Back with Height Adjustable PU Padded Arms, Built-In Lumbar Support and Angled Nylon Base
Overall Size: 27.75W x 27.25D x 42.75H
Seat: 20.5W x 19.5D x 3.5T **Back:** 21.25W x 20.75H **Seat Range:** 18.5-23
Arms to Floor: 25.5 **Carton Wt:** 39 **UPS Wt:** 46 **COM:** N/A
Carton: 28L x 26W x 13H **Cube:** 5.47
Options: SW392 **Features:** 1, 4, 7, 8, 9 **Control:** 2-to-1 Synchro Tilt
Notes:

Fabric	List Price
Steel Fabric Seat and Back	440.00

62 Series



6216 Deluxe Air Grid® Back and Seat Manager's Chair with Adjustable Arms, Adjustable Lumbar and Industrial Steel Finish Base
Overall Size: 28W x 27D x 40.75-45H
Seat: 21.75W x 20.5D **Back:** 21.5W x 24H **Seat Range:** 17.75-22
Arms to Floor: 26.25 **Carton Wt:** 51 **UPS Wt:** 51 **COM:** N/A
Carton: 31L x 26W x 12H **Cube:** 5.59
Options: CG50, SW70 **Features:** 1, 4, 7, 8, 9 **Control:** 2-to-1 Synchro Tilt
Notes:

Fabric	List Price
Air Grid® Seat and Back	775.00



6236 Deluxe Air Grid® Seat and Back Manager's Chair with Adjustable Arms, Adjustable Lumbar, Dual Function Control and Industrial Steel Finish Base
Overall Size: 28.5W x 27D x 44.5H
Seat: 21.75W x 20.5D **Back:** 21.5W x 24H **Seat Range:** 18.25-22.5
Arms to Floor: 27 **Carton Wt:** 57 **UPS Wt:** 57 **COM:** N/A
Carton: 32L x 26W x 11H **Cube:** 5.29
Options: CG50, SW70 **Features:** 1, 4, 8, 9, 11 **Control:** Dual Function
Notes:

Fabric	List Price
Air Grid® Seat and Back	825.00

63 Series



63247SM-231 24/7 Breathable Mesh Manager's Chair with Memory Foam Mesh Seat, Adjustable Lumbar Support, Adjustable Arms and Black Angled Nylon Base. 24/7 High Intensity Use Chair.
Overall Size: 29W x 29D x 41-45.5H
Seat: 20.5W x 19.5D x 3.5T **Back:** 21.5W x 22.75 **Seat Range:** 18.75-23
Arms to Floor: 25.75 **Carton Wt:** 49 **UPS Wt:** 59 **COM:** N/A
Carton: 33L x 26W x 14H **Cube:** 6.95 **Options:** CG50, SW70
Features: 1, 3, 4, 7, 8, 9, 15 **Control:** 2-to-1 Synchro Tilt with Seat Slider
Notes:

Fabric	List Price
Dark Air Grid® Back and Fabric Seat	625.00

NEW
300 lbs.
Seat Slider



63-37A773HM Dual Layer Air Grid® Back and Black Mesh Seat, Adjustable Headrest, 2-Way Adjustable Arms, Adjustable Lumbar and Industrial Steel Finish Base
Overall Size: 28.75W x 29D x 48.5 - 55.5H
Seat: 21.5W x 21.5D x 4T **Back:** 21W x 28.25H **Seat Range:** 20 - 22.75
Arms to Floor: 26 **Carton Wt:** 69 **UPS Wt:** 69 **COM:** N/A
Carton: 37L x 26W x 13H **Cube:** 7.23 **Options:** CG50, SW70
Features: 1, 4, 6, 8, 9 **Control:** Mid Pivot Knee Tilt
Notes:

Fabric	List Price
Dual Layer Air Grid® Back and Black Mesh Seat and Trim	895.00

Big & Tall 400 lbs.



63-E37A773HL Dual Layer Air Grid® Back and Black Bonded Leather Seat, Adjustable Headrest, 2-Way Adjustable Arms, Adjustable Lumbar and Industrial Steel Finish Base
Overall Size: 28.5W x 29D x 49 - 56H
Seat: 21.5W x 21.75D x 4.75T **Back:** 21.75W x 22H **Seat Range:** 20.75-23
Arms to Floor: 26.25 **Carton Wt:** 61 **UPS Wt:** 61 **COM:** N/A
Carton: 37L x 26W x 13H **Cube:** 7.23 **Options:** CG50, SW70
Features: 1, 4, 6, 8, 9 **Control:** Mid Pivot Knee Tilt
Notes:

Fabric	List Price
Dual Layer Air Grid® Back and Black Bonded Leather Seat and Trim	995.00

Big & Tall 400 lbs.



63-E3T17C63C Black Vertical Mesh Back and Black Bonded Leather Seat, Height Adjustable Chrome Arms, Height & Depth Adjustable Lumbar Support & Polished Aluminum Base
Overall Size: 27.25W x 24.25D x 40.5-45H
Seat: 21.5W x 19.25D x 3T **Back:** 21.5W x 23.25H **Seat Range:** 17.75-22.25
Arms to Floor: 24.5 **Carton Wt:** 53 **UPS Wt:** 55 **COM:** N/A
Carton: 31L x 26W x 14H **Cube:** 6.53 **Options:** CG50, SW70
Features: 1, 3, 4, 7, 8, 9, 15 **Control:** Deluxe 2-to-1 with Seat Slider
Notes: Optional HRL818 Leather Headrest - see page 31.
 Patent#: US D534, 398 S

Fabric	List Price
Black Vertical Mesh Back and Black Bonded Leather Seat	725.00

Featuring New Seat Slider



63-T117C63C Black Vertical Mesh Back and Seat, Height Adjustable Chrome Arms, Height & Depth Adjustable Lumbar Support and Polished Aluminum Base
Overall Size: 27.25W x 24.5D x 40.5-45H
Seat: 21.5W x 20D **Back:** 21.5W x 23.25H **Seat Range:** 17.5-22
Arms to Floor: 24.5 **Carton Wt:** 54 **UPS Wt:** 55 **COM:** N/A
Carton: 31L x 26W x 14H **Cube:** 6.53 **Options:** CG50, SW70
Features: 1, 3, 4, 7, 8, 9, 15 **Control:** Deluxe 2-to-1 with Seat Slider
Notes: Optional HRX818 Mesh Headrest - see page 31.
 Patent#: US D534, 398 S

Fabric	List Price
Black Vertical Mesh Seat and Back	800.00

Featuring New Seat Slider

67 and 68 Series



67-66N61R5 Light Air Grid® Back and Seat Manager's Chair with Flip Arms, and Angled Platinum Finished Nylon Base
Overall Size: 27.75W x 24.75D x 43.25H
Seat: 20W x 20D **Back:** 19W x 19.5H **Seat Range:** 19.25-23.5
Arms to Floor: 27.5 **Carton Wt:** 47 **UPS Wt:** 47 **COM:** N/A
Carton: 28L x 26W x 13H **Cube:** 5.47
Options: SW392 **Features:** 1, 4, 7, 8, 9 **Control:** 2-to-1 Synchro Tilt
Notes: REPLACES 67-66N69R5 Patent#: US D534, 384 S

Fabric	List Price
Light Air Grid® Back and Seat	550.00



67-77N1G5 Dark Air Grid® Back and Seat Manager's Chair with Flip Arms, and Angled Nylon Base
Overall Size: 27.25W x 25.55D x 43H
Seat: 20W x 20D **Back:** 19W x 19.5H **Seat Range:** 19.25-23.5
Arms to Floor: 27.5 **Carton Wt:** 47 **UPS Wt:** 47 **COM:** N/A
Carton: 28L x 26W x 13H **Cube:** 5.47
Options: SW392 **Features:** 1, 4, 7, 8, 9 **Control:** 2-to-1 Synchro Tilt
Notes: REPLACES 67-77N9G5 Patent#: US D534, 384 S

Fabric	List Price
Air Grid® Back and Seat	550.00



67-E36N61R5 Light Air Grid® Back and Black Bonded Leather Seat Manager's Chair with 2-to-1 Synchro Tilt, Flip Arms and Angled Platinum Finished Nylon Base
Overall Size: 28W x 25.25D x 38.25-42.25H
Seat: 20.5W x 20D x 3.5T **Back:** 19W x 20.25H **Seat Range:** 18.75-23
Arms to Floor: 27.25 **Carton Wt:** 41 **UPS Wt:** 46 **COM:** N/A
Carton: 28L x 26W x 13H **Cube:** 5.47
Options: SW392 **Features:** 1, 4, 7, 8, 9 **Control:** 2-to-1 Synchro Tilt
Notes:

Fabric	List Price
Light Air Grid® Back and Black Bonded Leather Seat	490.00



67-37N1G5 Dark Air Grid® Back and Mesh Seat Manager's Chair with 2-to-1 Synchro Tilt, Flip Arms and Angled Nylon Base
Overall Size: 28W x 25D x 42.5H
Seat: 20.5W x 19D x 4T **Back:** 19W x 20.75H **Seat Range:** 18.75-23
Arms to Floor: 27 **Carton Wt:** 42 **UPS Wt:** 46 **COM:** 0.75 yd.
Carton: 28L x 26W x 13H **Cube:** 5.47
Options: SW392 **Features:** 1, 4, 7, 8, 9 **Control:** 2-to-1 Synchro Tilt
Notes:

Fabric	List Price
Air Grid® Back and Mesh Seat	490.00
A	515.00
B	540.00
C	565.00
R	590.00

68 Series



68-50764 Breathable Mesh Back and Layered Leather Seat, 4-Way Adjustable Arms, Seat Slider, Dual-Function Control and Industrial Steel Finish Base
Overall Size: 28W x 27D x 41H
Seat: 21.5W x 21D x 4.5T **Back:** 21.5W x 22H **Seat Range:** 18-21.25
Arms to Floor: 25.25 **Carton Wt:** 60 **UPS Wt:** 61 **COM:** N/A
Carton: 32L x 26W x 15H **Cube:** 7.22 **Options:** CG50, SW70
Features: 1, 2, 3, 4, 8, 11, 15 **Control:** Dual-Function with Seat Slider
Notes:

Fabric	List Price
Breathable Mesh Back and Layered Black Leather Seat	950.00



6806 Professional Dual Function Air Grid® Back and Black Mesh Seat Manager's Chair with Adjustable Arms, Adjustable Lumbar and Industrial Steel Finish Base
Overall Size: 28.5W x 25.5D x 40.75-45.25H
Seat: 20.25W x 20D x 3.5T **Back:** 21.25W x 22H **Seat Range:** 18.75-23
Arms to Floor: 27.25 **Carton Wt:** 55 **UPS Wt:** 59 **COM:** N/A
Carton: 32L x 27W x 14H **Cube:** 7.0
Options: CG50, SW70 **Features:** 1, 4, 8, 9, 11 **Control:** Dual Function
Notes:

Fabric	List Price
Air Grid® Back and Mesh Seat	800.00

75 and 86 REVV® Series



6876 Professional Dual Function Air Grid® Back and Leather Seat Manager's Chair with Adjustable Arms, Adjustable Lumbar and Industrial Steel Finish Base
Overall Size: 28.25W x 30.25D x 44.75H
Seat: 21.5W x 21D x 4.5T **Back:** 21.5W x 24H **Seat Range:** 18.25-22.5
Arms to Floor: 27.25 **Carton Wt:** 57 **UPS Wt:** 57 **COM:** N/A
Carton: 32L x 26W x 14H **Cube:** 6.74
Options: CG50, SW70 **Features:** 1, 4, 8, 9, 11 **Control:** Dual Function
Notes:

Fabric	List Price
Air Grid® Back and Leather Seat	875.00

75 Series



75-7A773 Dual Layer Air Grid® Back and Custom Fabric Seat Ergonomic Chair with Adjustable Lumbar, 2-Way Adjustable Arms and Industrial Steel Finish Base
Overall Size: 30.25W x 28.75D x 44.5H
Seat: 22W x 21D x 4.25T **Back:** 20.75W x 22.5H **Seat Range:** 19-22
Arms to Floor: 25.5 **Carton Wt:** 62 **UPS Wt:** 63 **COM:** 1 yds
Carton: 32L x 27W x 15H **Cube:** 7.5
Options: CG50, SW70 **Features:** 1, 4, 6, 8, 9 **Control:** Mid Pivot Knee Tilt
Notes:

Fabric	List Price
Dual Layer Dark Air Grid® Back and Custom Fabric Seat	
A	900.00
B	950.00
C	985.00
R	1050.00

Big & Tall 400 lbs.



75-37A773 Dual Layer Air Grid® Back and Black Mesh Seat Ergonomic Chair with Adjustable Lumbar, 2-Way Adjustable Arms and Industrial Steel Finish Base
Overall Size: 28.5W x 26.75D x 42.5-45.25H
Seat: 21.75W x 21.75D x 4.5T **Back:** 21W x 22H **Seat Range:** 19.75-22.5
Arms to Floor: 29 **Weight:** 65 **UPS Wt:** 69 **COM:** N/A
Carton: 32L x 26W x 17H **Cube:** 8.18
Options: CG50, SW70 **Features:** 1, 4, 6, 8, 9 **Control:** Mid Pivot Knee Tilt
Notes:

Fabric	List Price
Dual Layer Air Grid® Back and Black Mesh Seat	850.00

Big & Tall 400 lbs.



75-47A773 Dual Layer Air Grid® Back and Black Bonded Leather Seat Ergonomic Chair with Adjustable Lumbar, 2-Way Adjustable Arms and Industrial Steel Finish Base
Overall Size: 28.5W x 27D x 42.75 - 45.5H
Seat: 21.5W x 21D x 4.5T **Back:** 21.5W x 21.75H **Seat Range:** 20.25 - 23
Arms to Floor: 26 **Carton Wt:** 66 **UPS Wt:** 66 **COM:** N/A
Carton: 32L x 26W x 15H **Cube:** 7.22
Options: CG50, SW70 **Features:** 1, 4, 6, 8, 9 **Control:** Mid Pivot Knee Tilt
Notes:

Fabric	List Price
Dual Layer Air Grid® Back and Black Bonded Leather Seat	925.00

Big & Tall 400 lbs.

86 REVV® Series



86-M22C625R Self Adjusting Ice SpaceFlex® Back and Shadow Mesh Seat Manager's Chair with Adjustable Arms and Platinum Finish Base
Overall Size: 27.25W x 24D x 44H
Seat: 19.25W x 19.5D x 4.5T **Back:** 21W x 19H **Seat Range:** 18.25-22.5
Arms to Floor: 24.75 **Carton Wt:** 50 **UPS Wt:** 53 **COM:** N/A
Carton: 32L x 26W x 13H **Cube:** 6.25 **Options:** CG50, SW70
Features: 1, 4, 8, 9, 14 **Control:** Self Adjusting 4-to-1 Synchro Tilt
Notes:

Fabric	List Price
Ice SpaceFlex® Back and Shadow Mesh Seat	675.00

Self Adjusting Mechanism



86-M32C625R Self Adjusting Ice SpaceFlex® Back and Raven Mesh Seat Manager's Chair with Adjustable Arms and Platinum Finish Base
Overall Size: 27.25W x 24D x 44H
Seat: 19.25W x 19.5D x 4.5T **Back:** 21W x 19H **Seat Range:** 18.25-22.5
Arms to Floor: 24.75 **Carton Wt:** 50 **UPS Wt:** 53 **COM:** N/A
Carton: 32L x 26W x 13H **Cube:** 6.25 **Options:** CG50, SW70
Features: 1, 4, 8, 9, 14 **Control:** Self Adjusting 4-to-1 Synchro Tilt
Notes:

Fabric	List Price
Ice SpaceFlex® Back and Raven Mesh Seat	675.00

Self Adjusting Mechanism

86 REVV® Series



86-M33BN2W Self Adjusting Raven SpaceFlex® Back and Raven Mesh Seat Manager's Chair with Adjustable Arms and Nylon Base
Overall Size: 27.25W x 24D x 44H
Seat: 19.25W x 19.5D x 4.5T **Back:** 21W x 19H **Seat Range:** 18.25-22.5
Arms to Floor: 24.75 **Carton Wt:** 50 **UPS Wt:** 53 **COM:** N/A
Carton: 32L x 26W x 13H **Cube:** 6.25 **Options:** CG50, SW70
Features: 1, 4, 8, 9, 14 **Control:** Self Adjusting 4-to-1 Synchro Tilt
Notes:

Fabric	List Price
Raven SpaceFlex® Back and Raven Mesh Seat Self Adjusting Mechanism	625.00



86-M33C625R Self Adjusting Raven SpaceFlex® Back and Raven Mesh Seat Manager's Chair with Adjustable Arms and Platinum Finish Base
Overall Size: 27.25W x 24D x 44H
Seat: 19.25W x 19.5D x 4.5T **Back:** 21W x 19H **Seat Range:** 18.25-22.5
Arms to Floor: 24.75 **Carton Wt:** 50 **UPS Wt:** 53 **COM:** N/A
Carton: 32L x 26W x 13H **Cube:** 6.25 **Options:** CG50, SW70
Features: 1, 4, 8, 9, 14 **Control:** Self Adjusting 4-to-1 Synchro Tilt
Notes:

Fabric	List Price
Raven SpaceFlex® Back and Raven Mesh Seat Self Adjusting Mechanism	675.00



86-M34C625R Self Adjusting Fog SpaceFlex® Back and Raven Mesh Seat Manager's Chair with Adjustable Arms and Platinum Finish Base
Overall Size: 27.25W x 24D x 44H
Seat: 19.25W x 19.5D x 4.5T **Back:** 21W x 19H **Seat Range:** 18.25-22.5
Arms to Floor: 24.75 **Carton Wt:** 50 **UPS Wt:** 53 **COM:** N/A
Carton: 32L x 26W x 13H **Cube:** 6.25 **Options:** CG50, SW70
Features: 1, 4, 8, 9, 14 **Control:** Self Adjusting 4-to-1 Synchro Tilt
Notes:

Fabric	List Price
Fog SpaceFlex® Back and Raven Mesh Seat Self Adjusting Mechanism	675.00



86-M35C625R Self Adjusting Tang SpaceFlex® Back and Raven Mesh Seat Manager's Chair with Adjustable Arms and Platinum Finish Base
Overall Size: 27.25W x 24D x 44H
Seat: 19.25W x 19.5D x 4.5T **Back:** 21W x 19H **Seat Range:** 18.25-22.5
Arms to Floor: 24.75 **Carton Wt:** 50 **UPS Wt:** 53 **COM:** N/A
Carton: 32L x 26W x 13H **Cube:** 6.25 **Options:** CG50, SW70
Features: 1, 4, 8, 9, 14 **Control:** Self Adjusting 4-to-1 Synchro Tilt
Notes:

Fabric	List Price
Tang SpaceFlex® Back and Raven Mesh Seat Self Adjusting Mechanism	675.00



86-M39C625R Self Adjusting Cosmo SpaceFlex® Back and Raven Mesh Seat Manager's Chair with Adjustable Arms and Platinum Finish Base
Overall Size: 27.25W x 24D x 44H
Seat: 19.25W x 19.5D x 4.5T **Back:** 21W x 19H **Seat Range:** 18.25-22.5
Arms to Floor: 24.75 **Carton Wt:** 50 **UPS Wt:** 53 **COM:** N/A
Carton: 32L x 26W x 13H **Cube:** 6.25 **Options:** CG50, SW70
Features: 1, 4, 8, 9, 14 **Control:** Self Adjusting 4-to-1 Synchro Tilt
Notes:

Fabric	List Price
Cosmo SpaceFlex® Back and Raven Mesh Seat Self Adjusting Mechanism	675.00



86-M66C625R Self Adjusting Kiwi SpaceFlex® Back and Kiwi Mesh Seat Manager's Chair with Adjustable Arms and Platinum Finish Base
Overall Size: 27.25W x 24D x 44H
Seat: 19.25W x 19.5D x 4.5T **Back:** 21W x 19H **Seat Range:** 18.25-22.5
Arms to Floor: 24.75 **Carton Wt:** 50 **UPS Wt:** 53 **COM:** N/A
Carton: 32L x 26W x 13H **Cube:** 6.25 **Options:** CG50, SW70
Features: 1, 4, 8, 9, 14 **Control:** Self Adjusting 4-to-1 Synchro Tilt
Notes:

Fabric	List Price
Kiwi SpaceFlex® Back and Kiwi Mesh Seat Self Adjusting Mechanism	675.00

86 REVV® and Pulsar Series



86-M74C625R Self Adjusting Fog SpaceFlex® Back and Blue Mist Mesh Seat Manager's Chair with Adjustable Arms and Platinum Finish Base
Overall Size: 27.25W x 24D x 44H
Seat: 19.25W x 19.5D x 4.5T **Back:** 21W x 19H **Seat Range:** 18.25-22.5
Arms to Floor: 24.75 **Carton Wt:** 50 **UPS Wt:** 53 **COM:** N/A
Carton: 32L x 26W x 13H **Cube:** 6.25 **Options:** CG50, SW70
Features: 1, 4, 8, 9, 14 **Control:** Self Adjusting 4-to-1 Synchro Tilt
Notes:

Fabric	List Price
Fog SpaceFlex® Back and Blue Mist Mesh Seat Self Adjusting Mechanism	675.00



86-M77C625R Self Adjusting Blue Mist SpaceFlex® Back and Blue Mist Mesh Seat Manager's Chair with Adjustable Arms and Platinum Finish Base
Overall Size: 27.25W x 24D x 44H
Seat: 19.25W x 19.5D x 4.5T **Back:** 21W x 19H **Seat Range:** 18.25-22.5
Arms to Floor: 24.75 **Carton Wt:** 50 **UPS Wt:** 53 **COM:** N/A
Carton: 32L x 26W x 13H **Cube:** 6.25 **Options:** CG50, SW70
Features: 1, 4, 8, 9, 14 **Control:** Self Adjusting 4-to-1 Synchro Tilt
Notes:

Fabric	List Price
Blue Mist SpaceFlex® Back and Blue Mist Mesh Seat Self Adjusting Mechanism	675.00




86-M88C625R Self Adjusting Latte SpaceFlex® Back and Latte Mesh Seat Manager's Chair with Adjustable Arms and Platinum Finish Base
Overall Size: 27.25W x 24D x 44H
Seat: 19.25W x 19.5D x 4.5T **Back:** 21W x 19H **Seat Range:** 18.25-22.5
Arms to Floor: 24.75 **Carton Wt:** 50 **UPS Wt:** 53 **COM:** N/A
Carton: 32L x 26W x 13H **Cube:** 6.25 **Options:** CG50, SW70
Features: 1, 4, 8, 9, 14 **Control:** Self Adjusting 4-to-1 Synchro Tilt
Notes:

Fabric	List Price
Latte SpaceFlex® Back and Latte Mesh Seat Self Adjusting Mechanism	675.00

Pulsar Series




86W-2C12F2W White Self Adjusting SpaceFlex® Back and Padded Mesh Seat Manager's Chair with Height Adjustable Flip Arms and Coated Nylon Base
Overall Size: 27.25W x 24D x 44H
Seat: 19.25W x 19.5D x 4.5T **Back:** 21W x 19H **Seat Range:** 18.25-22.5
Arms to Floor: 24.75 **Carton Wt:** 49 **UPS Wt:** 53 **COM:** .75 yds
Carton: 32L x 26W x 13H **Cube:** 6.25 **Options:** CG50, SW70
Features: 1, 4, 8, 9, 14 **Control:** Self Adjusting 4-to-1 Synchro Tilt
Notes: Available in Fun Colors - see page 190-191.

Fabric	List Price
White SpaceFlex® Back & Mesh Seat  (Seat Only) Self Adjusting Mechanism	700.00




848W Nesting Chair with Breathable Mesh Back and Fabric Padded Seat in White Finish Frame.
Overall Size: 25W x 23.5D x 35.25H
Seat: 17.5W x 19D x 2T **Back:** 19.75W x 16.5H **Seat Range:** 19.5 Fixed
Arms to Floor: 27 **Carton Wt:** 56 **UPS Wt:** 79 **COM:** 1 yd.
Carton: 26L x 26W x 24H **Cube:** 9.38
Options: CG50 **Features:** N/A **Control:** N/A
Notes: Seat Folds Up for Horizontal Nesting. Sold in 2-Pack. Set of 2 Clips for Ganging Included. Available in Fun Colors - see above.

Fabric	List Price
Flex Back and Fabric Padded Seat  (Seat only) 250 lbs.	570.00 2-Pack



5200W White Frame Finish Manager's Chair with Padded Mesh Seat and Back, Height Adjustable Flip Arms and Coated Nylon Base
Overall Size: 28.25W x 26.75D x 37-41.25H
Seat: 20.5W x 20D x 3.75T **Back:** 20.5W x 19.25H x 2.5T **Seat Range:** 18.25-22.5
Arms to Floor: 25.25 **Carton Wt:** 44 **UPS Wt:** 54 **COM:** 1.5 yds.
Carton: 28L x 26W x 15H **Cube:** 6.31
Options: CG50, SW70 **Features:** 1, 4, 7, 8, 9 **Control:** 2-to-1 Synchro Tilt
Notes: -3 available in NJ. Available in Fun Colors - see above.

Fabric	List Price
Fun Colors (Seat and Back) 	525.00

Pulsar and 9333E Series



5200W White Frame Finish Manager's Chair with **Antimicrobial** Seat and Back, Height Adjustable Flip Arms and Coated Nylon Base
Overall Size: 28.25W x 26.75D x 37-41.25H
Seat: 20.5W x 20D x 3.75T **Back:** 20.5W x 19.25H x 2.5T **Seat Range:** 18.25-22.5
Arms to Floor: 25.25 **Carton Wt:** 44 **UPS Wt:** 54 **COM:** 1.5 yds.
Carton: 28L x 26W x 15H **Cube:** 6.31
Options: CG50, SW70 **Features:** 1, 4, 7, 8, 9 **Control:** 2-to-1 Synchro Tilt
Notes:

NEW

Fabric	List Price
Dillon	595.00
Castillo	630.00



317W-W11C1F2W White Frame Manager's Chair with Breathable Mesh Seat and Back, Adjustable Padded Flip Arms and Coated Nylon Base
Overall Size: 26W x 24.75D x 40.25H
Seat: 20.75W x 19.5D x 3.75T **Back:** 18.5W x 22.25H **Seat Range:** 18.75-23
Arms to Floor: 25.5 **Carton Wt:** 45 **UPS Wt:** 53 **COM:** N/A
Carton: 32L x 26W x 13H **Cube:** 6.25
Options: CG50, SW70 **Features:** 1, 4, 7, 8, 9 **Control:** 2-to-1 Synchro Tilt
Notes:

Fabric	List Price
White Breathable Mesh Seat and Back	795.00



5200W-5811

317W-W1C1F2W-3M

86W-2C12F2W



317W-W1C1F2W White Frame Manager's Chair with Breathable Mesh Back and Padded Mesh Seat Manager's Chair with Height Adjustable Flip Arms and Coated Nylon Base
Overall Size: 26W x 24.75D x 40.25H
Seat: 20.75W x 19.5D x 3.75T **Back:** 18.5W x 22.25H **Seat Range:** 18.75-23
Arms to Floor: 25.5 **Carton Wt:** 45 **UPS Wt:** 53 **COM:** .75 yd.
Carton: 32L x 26W x 13H **Cube:** 6.25
Options: CG50, SW70 **Features:** 1, 4, 7, 8, 9 **Control:** 2-to-1 Synchro Tilt
Notes: Available in Fun Colors - see page 190-191.

Fabric	List Price
White Breathable Mesh Back and Padded Mesh Seat	750.00
-3M Black	770.00



9333E



9333E Black Bonded Leather Conference Chair with Cantilever Arms and Industrial Steel Finish Base
Overall Size: 28.5W x 30D x 42-46.25H
Seat: 21.75W x 20D x 5.5T **Back:** 20W x 22.75H x 6T **Seat Range:** 27.75-31.75
Arms to Floor: 27.75 **Carton Wt:** 59 **UPS Wt:** 59 **COM:** N/A
Carton: 30L x 26W x 15H **Cube:** 6.77
Options: CG50, SW70 **Features:** 1, 4, 7, 8, 9 **Control:** 2-to-1 Synchro Tilt
Notes: Transitioned to Bonded Leather. **REPLACES** 9333.

Fabric	List Price
Black Bonded Leather Seat and Back	685.00

215 and 317 Series



215-3R2C62R5 Deluxe R2 SpaceGrid Back Chair with Mesh Seat, Self Adjusting Control, Platinum Finish Flip Arms and Platinum Coated Base with Black End Caps
Overall Size: 28.5W x 25.75D x 41-45.25H
Seat: 21.5W x 19.5D x 4.25T **Back:** 22.5W x 22.5H **Seat Range:** 18.5-22.75
Arms to Floor: 27.25 **Carton Wt:** 52 **UPS Wt:** 52 **COM:** N/A
Carton: 31L x 26W x 13H **Cube:** 6.06 **Options:** CG50, SW70
Features: 1, 4, 9, 14 **Control:** Self Adjusting 4-to-1 Synchro Tilt
Notes:

Fabric/Frame	List Price
R2 SpaceGrid Back and Black Mesh Seat	595.00



215-E3T17C1A8 Black Vertical Mesh Back Chair w/Bonded Leather Seat, Height & Depth Adjustable Lumbar Support, Height Adjustable Arms and Polished Aluminum Base
Overall Size: 27.25W x 25D x 39-43.25H
Seat: 21.5W x 20D x 3.5T **Back:** 22.5W x 22.75H **Seat Range:** 18.75-23
Arms to Floor: 24.5 **Carton Wt:** 47 **UPS Wt:** 55 **COM:** N/A
Carton: 31L x 26W x 14H **Cube:** 6.5 **Options:** CG50, SW70
Features: 1, 4, 7, 8, 9, 15 **Control:** 2-to-1 Synchro Tilt
Notes:

Fabric/Frame	List Price
Black Vertical Mesh Back and Black Bonded Leather Seat	695.00



215-TG117C1A8 Grey Vertical Mesh Seat and Back, Height & Depth Adjustable Lumbar Support, Height Adjustable Arms and Polished Aluminum Base
Overall Size: 27.25W x 25D x 39-43.25H
Seat: 21.5W x 20.25D **Back:** 22.5W x 22.75H **Seat Range:** 17.5-21.75
Arms to Floor: 24.5 **Carton Wt:** 47 **UPS Wt:** 55 **COM:** N/A
Carton: 31L x 26W x 14H **Cube:** 6.5 **Options:** CG50, SW70
Features: 1, 4, 7, 8, 9, 15 **Control:** 2-to-1 Synchro Tilt
Notes:

Fabric/Frame	List Price
Grey Vertical Mesh Seat and Back	795.00

317 Series



317-ME3R2C6KF6 Professional R2 SpaceGrid Back Chair w/ Bonded Leather Seat, Platinum Finish Flip Arms, Seat Slider and Platinum Coated Base w/Black End Caps
Overall Size: 28.5W x 26D x 43.25H
Seat: 20.5W x 19.25D x 4T **Back:** 22W x 22.75H **Seat Range:** 18.5-21
Arms to Floor: 26.5 **Carton Wt:** 53 **UPS Wt:** 53 **COM:** N/A
Carton: 32L x 26W x 13H **Cube:** 6.25 **Options:** CG50, SW70
Features: 1, 3, 4, 7, 8, 9, 15 **Control:** Deluxe 2-to-1 with Seat Slider
Notes:

Fabric	List Price
R2 SpaceGrid Back and Black Bonded Leather Seat	775.00



317-R22C6KF6 Professional R2 SpaceGrid Seat and Back Chair with Platinum Finish Flip Arms, Seat Slider and Platinum Coated Base with Black End Caps
Overall Size: 28.5W x 26.25D x 43.25H
Seat: 21.25W x 19.75D **Back:** 22W x 22.75H **Seat Range:** 17.75-20.25
Arms to Floor: 26.25 **Carton Wt:** 55 **UPS Wt:** 55 **COM:** N/A
Carton: 32L x 26W x 13H **Cube:** 6.26 **Options:** CG50, SW70
Features: 1, 3, 4, 7, 8, 9, 15 **Control:** Deluxe 2-to-1 with Seat Slider
Notes:

Fabric	List Price
R2 SpaceGrid Seat and Back	850.00



317-ME3R2C7KF7 Professional R2 SpaceGrid Back Chair with **Memory Foam** Bonded Leather Seat, Industrial Steel Adjustable Flip Arms and Industrial Steel Coated Base with Black End Caps
Overall Size: 28.5W x 26D x 43.25H
Seat: 20.5W x 19.25D x 4T **Back:** 22W x 22.75H **Seat Range:** 18.5-21
Arms to Floor: 26.5 **Carton Wt:** 55 **UPS Wt:** 55 **COM:** N/A
Carton: 32L x 26W x 13H **Cube:** 6.26 **Options:** CG50, SW70
Features: 1, 3, 4, 7, 8, 9, 15 **Control:** Deluxe 2-to-1 with Seat Slider
Notes:

Fabric	List Price
R2 SpaceGrid Back and Black Bonded Leather Seat	775.00

317, 335 Series and 521 Series



317-R22C7KF7 Professional R2 SpaceGrid Seat and Back Chair with Industrial Steel Adjustable Flip Arms, Seat Slider and Industrial Steel Coated Base with Black End Caps
Overall Size: 28.5W x 26.25D x 43.25H
Seat: 21.25W x 19.75D **Back:** 22W x 22.75H **Seat Range:** 17.75-20.25
Arms to Floor: 26.25 **Carton Wt:** 55 **UPS Wt:** 55 **COM:** N/A
Carton: 32L x 26W x 13H **Cube:** 6.26 **Options:** CG50, SW70
Features: 1, 3, 4, 7, 8, 9, 15 **Control:** Deluxe 2-to-1 with Seat Slider
Notes: **Seat Slider**

Fabric	List Price
R2 SpaceGrid Seat and Back	850.00



317-ME36C61F6 Professional Light AirGrid® Back Chair w/Black Bonded Leather Seat, Memory Foam, Platinum Finish Flip Arms & Platinum Coated Base w/Black End Caps
Overall Size: 28.5W x 24.5D x 40.5-44.5H
Seat: 20.5W x 19.25D x 4T **Back:** 22W x 22.75H **Seat Range:** 19.25-23.5
Arms to Floor: 26.5 **Carton Wt:** 47 **UPS Wt:** 53 **COM:** N/A
Carton: 32L x 26W x 13H **Cube:** 6.26
Options: SW70 **Features:** 1, 4, 7, 8, 9 **Control:** 2-to-1 Synchro Tilt
Notes:

Fabric	List Price
Light AirGrid® Back and Black Bonded Leather Seat	625.00



317-66C61F6 Professional Light AirGrid® Seat and Back Chair with Platinum Finish Flip Arms and Platinum Coated Base with Black End Caps
Overall Size: 28.5W x 23.75D x 44.25H
Seat: 21.5W x 19.75D **Back:** 22W x 22.75H **Seat Range:** 18.5-22.5
Arms to Floor: 26.75 **Carton Wt:** 48 **UPS Wt:** 53 **COM:** N/A
Carton: 32L x 26W x 13H **Cube:** 6.26
Options: SW70 **Features:** 1, 4, 7, 8, 9 **Control:** 2-to-1 Synchro Tilt
Notes:

Fabric	List Price
Light AirGrid® Back and Seat	695.00



335-E37P918P Professional Air Grid® Back Chair with Black Bonded Leather Seat and Trim, Adjustable Arms, Adjustable Lumbar, and Angled Polished Aluminum Base
Overall Size: 27.75W x 24.25D x 43.25-47.25H
Seat: 19W x 19D x 3T **Back:** 20.75W x 24H **Seat Range:** 18.25-22.75
Arms to Floor: 25.25 **Carton Wt:** 43 **UPS Wt:** 53 **COM:** N/A
Carton: 32L x 26W x 13H **Cube:** 6.25
Options: SW392 **Features:** 1, 4, 7, 8, 9 **Control:** 2-to-1 Synchro Tilt
Notes: REPLACES 335-47P918P

Fabric	List Price
Air Grid® Back and Black Bonded Leather Seat and Trim	695.00

521 Series



521-3T1P96A8 High Back Black Vertical Mesh Chair with Black Fabric Seat, Height Adjustable Arms, Seat Slider, and Angled Chrome Base
Overall Size: 27.75W x 26.25D x 39.25-43.75H
Seat: 21W x 19.75D x 3.5T **Back:** 18.5W x 21.75H **Seat Range:** 17.75-22.5
Arms to Floor: 25.5 **Carton Wt:** 51 **UPS Wt:** 55 **COM:** N/A
Carton: 32L x 27W x 13H **Cube:** 6.5
Options: CG50, SW392 **Features:** 1, 4, 7, 8, 9, 15 **Control:** 2-to-1 Synchro Tilt
Notes: **NEW** **Seat Slider**

Fabric	List Price
Black Vertical Mesh Back and Black Fabric Seat and Trim	695.00



521-E3TG1N668PR High Back Black Vertical Mesh Chair with Black Bonded Leather Seat, Height Adjustable Arms, Seat Slider, and Angled Silver Base
Overall Size: 27.75W x 24D x 39.25-43.75H
Seat: 21W x 19D x 3.25T **Back:** 18.75W x 22H **Seat Range:** 17.25-22.5
Arms to Floor: 25.25 **Carton Wt:** 49 **UPS Wt:** 55 **COM:** N/A
Carton: 32L x 27W x 13H **Cube:** 6.5
Options: CG50, SW392 **Features:** 1, 4, 7, 8, 9, 15 **Control:** 2-to-1 Synchro Tilt
Notes: **NEW** **Seat Slider**

Fabric	List Price
Black Vertical Mesh Back and Black Bonded Leather Seat and Trim	695.00

521 and 529 Series



521-3TW1N168PW High Back White Vertical Mesh Chair with Black Fabric Seat, Height Adjustable Arms, Seat Slider, and Angled White Base
Overall Size: 27W x 24D x 39.25-43.75H
Seat: 21W x 19D x 3.25T **Back:** 18.75W x 22H **Seat Range:** 17.75-22.5
Arms to Floor: 25.25 **Carton Wt:** 49 **UPS Wt:** 55 **COM:** N/A
Carton: 32L x 27W x 13H **Cube:** 6.5
Options: CG50, SW392 **Features:** 1, 4, 7, 8, 9, 15 **Control:** 2-to-1 Synchro Tilt
Notes: Available in Fun Colors - see page 190-191. **NEW** **Seat Slider**

Fabric	List Price
White Vertical Mesh Back and Black Fabric Seat and Trim	695.00
(Seat only)	695.00

529 Series



529-3R2N1F2 R2 SpaceGrid Back Chair with Memory Foam Mesh Seat, Height Adjustable Flip Arms, Adjustable Lumbar and Nylon Base
Overall Size: 27W x 24D x 39-43.25H
Seat: 20.5W x 18.75D x 3.5T **Back:** 22.25W x 30.75H **Seat Range:** 17.75-22
Arms to Floor: 25.75 **Carton Wt:** 42 **UPS Wt:** 51 **COM:** 1 yd.
Carton: 31L x 26W x 13H **Cube:** 6.06
Options: CG50, SW70 **Features:** 1, 4, 7, 8, 9 **Control:** 2-to-1 Synchro Tilt
Notes: Available in Fun Colors - see page 190-191. Patent # US D660,621 S

Fabric/Frame	List Price
R2 SpaceGrid Back and Black Mesh Seat	550.00
(Seat only)	570.00



529-M3R2N6F2 R2 SpaceGrid Back Chair with Memory Foam Mesh Seat, Height Adjustable Flip Arms, Adjustable Lumbar, Seat Slider and Nylon Base
Overall Size: 26W x 24.25D x 38.25-42.5H
Seat: 19.75W x 18.5D x 4.5T **Back:** 22W x 20.5H **Seat Range:** 18.75-23
Arms to Floor: 25 **Carton Wt:** 47 **UPS Wt:** 51 **COM:** 1 yd.
Carton: 31L x 26W x 13H **Cube:** 6.06 **Options:** CG50, SW70
Features: 1, 4, 7, 8, 9, 15 **Control:** 2-to-1 Synchro Tilt with 3 Position Lock
Notes: Available in Fun Colors - see page 190-191. 3-Position Lock with Anti-Kick Control. **Featuring New Seat Slider**

Fabric/Frame	List Price
R2 SpaceGrid Back and Black Mesh Seat	625.00
(Seat only)	645.00



529-ME3R2N6F2 R2 SpaceGrid Back Chair with Memory Foam Bonded Leather Seat, Height Adjustable Flip Arms, Adjustable Lumbar, Seat Slider and Nylon Base
Overall Size: 26.25W x 25.25D x 43H
Seat: 20.5W x 19.5D x 4.5T **Back:** 22.5W x 27.25H **Seat Range:** 19.5-24
Arms to Floor: 25.5 **Carton Wt:** 48 **UPS Wt:** 51 **COM:** N/A
Carton: 31L x 26W x 13H **Cube:** 6.06 **Options:** CG50, SW70
Features: 1, 4, 7, 8, 9, 15 **Control:** 2-to-1 Synchro Tilt with 3 Position Lock
Notes: 3-Position Lock with Anti-Kick Control. **Featuring New Seat Slider**

Fabric/Frame	List Price
R2 SpaceGrid Back and Black Bonded Seat	625.00



529-R2N1F2 R2 SpaceGrid Back Chair with Memory Foam Mesh Seat, Height Adjustable Flip Arms, Adjustable Lumbar and Nylon Base
Overall Size: 27.5W x 25.5D x 43H
Seat: 20.75W x 19.5D x 4T **Back:** 22.25W x 28H **Seat Range:** 17.75-22
Arms to Floor: 25.75 **Carton Wt:** 43 **UPS Wt:** 51 **COM:** 1 yd.
Carton: 31L x 26W x 13H **Cube:** 6.06
Options: CG50, SW70 **Features:** 1, 4, 7, 8, 9 **Control:** 2-to-1 Synchro Tilt
Notes:

Fabric/Frame	List Price
R2 SpaceGrid Back	
A	580.00
B	610.00
C	642.00
R	695.00



529-E3R2N1F2 R2 SpaceGrid Back Chair with Memory Foam Bonded Leather Seat, Height Adjustable Flip Arms, Adjustable Lumbar and Nylon Base
Overall Size: 27W x 25D x 39-43.25H
Seat: 20W x 19.5 x 4.5T **Back:** 22.25W x 19.5H **Seat Range:** 19.75-24
Arms to Floor: 25.5 **Carton Wt:** 42 **UPS Wt:** 51 **COM:** N/A
Carton: 31L x 26W x 13H **Cube:** 6.06 **Cube:** 4.34
Options: CG50, SW70 **Features:** 1, 4, 7, 8, 9 **Control:** 2-to-1 Synchro Tilt
Notes: Patent # US D660,621 S

Fabric/Frame	List Price
R2 SpaceGrid Back and Black Bonded Leather Seat	550.00




529-R22N1F2 R2 SpaceGrid Seat and Back Chair with Height Adjustable Flip Arms, Adjustable Lumbar and Nylon Base
Overall Size: 27W x 25D x 38.75-43.25H
Seat: 21.75W x 19.75 Back: 22.75W x 20.25H **Seat Range:** 18-22.25
Arms to Floor: 25 **Carton Wt:** 43 **UPS Wt:** 47 **COM:** N/A
Carton: 31L x 26W x 12H **Cube:** 5.59
Options: CG50, SW70 **Features:** 1, 4, 7, 8, 9 **Control:** 2-to-1 Synchro Tilt
Notes: Patent # US D660,621 S

Fabric	List Price
R2 SpaceGrid Back and Seat	595.00



529-3R2V30 Deluxe R2 SpaceGrid Back Visitor's Chair with Mesh Seat, Adjustable Lumbar, Fixed Arms and Sled Base
Overall Size: 25.75W x 23.25D x 39.5H
Seat: 20.5W x 19D x 4T **Back:** 22.5W x 27.5H **Seat Range:** 19 Fixed
Arms to Floor: 25.75 **Carton Wt:** 38 **UPS Wt:** 54 **COM:** 1 yd.
Carton: 30L x 23W x 16H **Cube:** 6.38 **Options:** N/A
Features: N/A **Control:** N/A
Notes: Available in Fun Colors - see page 190-191.

Fabric	List Price
R2 SpaceGrid Back and Black Mesh Seat	450.00
 (Seat only)	470.00




529-E3R2V30 Deluxe R2 SpaceGrid Back Visitor's Chair with Bonded Leather Seat, Adjustable Lumbar, Fixed Arms and Sled Base and Fixed Arms
Overall Size: 25.5W x 23.25D x 39.5H
Seat: 20.5W x 19D x 4T **Back:** 22.5W x 27.5H **Seat Range:** 19 Fixed
Arms to Floor: 25.75 **Carton Wt:** 36 **UPS Wt:** 54 **COM:** N/A
Carton: 30L x 23W x 16H **Cube:** 6.38 **Options:** N/A
Features: N/A **Control:** N/A
Notes:

Fabric	List Price
R2 SpaceGrid Back and Black Bonded Leather Seat	470.00

657 Series




657-3TW1N1421W White Vertical Mesh Back Chair with Height Adjustable Lumbar Support, Black Mesh Seat, Height Adjustable Padded Arms and White Angled Nylon Base
Overall Size: 26.75W x 25.25D x 39.5-43.75H
Seat: 20.5W x 19D x 3.5T **Back:** 19.5W x 22.75H **Seat Range:** 18.25-22.5
Arms to Floor: 26.75 **Carton Wt:** 50 **UPS Wt:** 57 **COM:** 1 yd.
Carton: 32L x 26W x 14H **Cube:** 6.74 **Options:** N/A
Features: 1, 4, 7, 8, 9, 15 **Control:** 2-to-1 Synchro Tilt
Notes: Available in Fun Colors - see page 190-191.

Fabric	List Price
White Vertical Mesh Back and Black Mesh Seat	795.00
 (Seat only)	795.00

Seat Slider



657-7TG1N4421G Grey Vertical Mesh Back Chair with Height Adjustable Lumbar Support, Blue Fabric Seat, Height Adjustable Padded Arms and Graphite Angled Nylon Base
Overall Size: 26.75W x 25.25D x 39.5-43.75H
Seat: 20.5W x 19D x 3.5T **Back:** 19.5W x 22.75H **Seat Range:** 18-22
Arms to Floor: 26.75 **Carton Wt:** 50 **UPS Wt:** 57 **COM:** 1 yd.
Carton: 32L x 26W x 14H **Cube:** 6.74 **Options:** N/A
Features: 1, 4, 7, 8, 9, 15 **Control:** 2-to-1 Synchro Tilt
Notes: Available in Fun Colors - see page 190-191.

Fabric	List Price
Grey Vertical Mesh Back and Blue Mesh Seat	775.00
 (Seat only)	775.00

Seat Slider



657-T11N6421R Black Vertical Mesh Seat and Back Chair with Height Adjustable Lumbar Support, Height Adjustable Padded Arms and Silver Angled Nylon Base
Overall Size: 27W x 26.75D x 39.5-43.75H
Seat: 21.5W x 19.75D **Back:** 19W x 22H **Seat Range:** 18-22.25
Arms to Floor: 26.75 **Carton Wt:** 51 **UPS Wt:** 57 **COM:** N/A
Carton: 32L x 26W x 14H **Cube:** 6.74 **Options:** N/A
Features: 1, 4, 7, 8, 9, 15 **Control:** 2-to-1 Synchro Tilt
Notes:

Fabric	List Price
Black Vertical Mesh Seat and Back	875.00

Seat Slider



657-E3T17C63C Black Vertical Mesh Back Chair with Height Adjustable Lumbar Support, Black Bonded Seat, Height Adjustable Padded Arms and Polished Aluminum Base
Overall Size: 27W x 31D x 39.25-43.25H
Seat: 20.5W x 18.75D x 3.5T **Back:** 19W x 22H **Seat Range:** 17.5-21.75
Arms to Floor: 24.75 **Carton Wt:** 53 **UPS Wt:** 57 **COM:** N/A
Carton: 32L x 26W x 14H **Cube:** 6.74 **Options:** N/A
Features: 1, 4, 7, 8, 9, 15 **Control:** Deluxe 2-to-1 Synchro Tilt
Notes:

Fabric	List Price
Black Vertical Mesh Back and Black Bonded Leather Seat	850.00

Seat Slider

867 Series



867-B2P1N4/867-B3P1N4/867-B7P1N4 Breathable Mesh Back, Padded Seat, Height Adjustable Lumbar Support, 3-Way PU Padded Cantilever Adjustable Flip Arms, & Black Nylon Base
Overall Size: 29W x 25.25D x 39.5-43.75H
Seat: 19.5W x 18.5D x 4T **Back:** 18.5W x 22H **Seat Range:** 18-22.5
Arms to Floor: 26.75 **Carton Wt:** 50 **UPS Wt:** 63 **COM:** N/A
Carton: 32L x 27W x 15H **Cube:** 7.5 **Options:** CG50, SW392
Features: 1, 4, 7, 8, 9, 15 **Control:** 2-to-1 Synchro Tilt
Notes: Arm Pads Slide Side to Side, Forward, and Reverse. New Designer Fabric.

Fabric/Frame	List Price
Mesh Back and Charcoal (-B2P1N4) Black (-B3P1N4) Blue (-B7P1N4) Fabric Seat	625.00

Seat Slider



867-B26N64R/867-B36N64R/867-B76N64R Breathable Mesh Back, Padded Seat, Height Adjustable Lumbar Support, 3-Way PU Padded Cantilever Adjustable Flip Arms, & Silver Nylon Base
Overall Size: 25.75W x 26.5D x 39.75-44H
Seat: 20W x 19.5D x 4T **Back:** 19.5W x 24.5H x 1T **Seat Range:** 18.25-22.5
Arms to Floor: 27.75 **Carton Wt:** 48 **UPS Wt:** 55 **COM:** N/A
Carton: 31L x 26W x 14H **Cube:** 6.5 **Options:** CG50, SW392
Features: 1, 4, 7, 8, 9, 15 **Control:** 2-to-1 Synchro Tilt w/3-Position Lock
Notes: Arm Pads Slide Side to Side, Forward, and Reverse. New Designer Fabric.

Fabric/Frame	List Price
Mesh Back and Charcoal (-B26N64R) Black (-B36N64R) Blue (-B76N64R) Fabric Seat	625.00

Seat Slider



867-E36N64R Breathable Mesh Back, Bonded Leather Padded Seat, Height Adjustable Lumbar Support, 3-Way PU Padded Cantilever Adjustable Flip Arms, & Silver Nylon Base
Overall Size: 25.75W x 26.5D x 39.75-44H
Seat: 20W x 19.5D x 4T **Back:** 19.5W x 24.5H x 1T **Seat Range:** 18.25-22.5
Arms to Floor: 27.75 **Carton Wt:** 48 **UPS Wt:** 55 **COM:** N/A
Carton: 31L x 26W x 14H **Cube:** 6.5 **Options:** CG50, SW392
Features: 1, 4, 7, 8, 9, 15 **Control:** 2-to-1 Synchro Tilt w/3-Position Lock
Notes: Arm Pads Slide Side to Side, Forward, and Reverse.

Fabric/Frame	List Price
Mesh Back and Black Bonded Leather Seat	625.00

Seat Slider

818 Series



818-11G9C18P Breathable Mesh Back and Seat Executive Chair with Adjustable Arms and Lumbar, Seat Slider and Industrial Steel Finish Angled Base
Overall Size: 27.75W x 24D x 42.75-45H
Seat: 21.5W x 20D **Back:** 21.5W x 23.75H **Seat Range:** 18.5-20.75
Arms to Floor: 26 **Carton Wt:** 53 **UPS Wt:** 57 **COM:** N/A
Carton: 32L x 26W x 14H **Cube:** 6.74 **Options:** HRX818, A7U Arms, SW392
Features: 1, 3, 4, 7, 8, 9, 15 **Control:** Deluxe 2-to-1 w/Seat Slider
Notes: To Order with A7U Arms use Model# **818-11G9C1A7U**

Fabric	List Price
Black Breathable Mesh Seat and Back	995.00

300 lbs.

Seat Slider



818-31G9C18P Breathable Mesh Back and Black Mesh Seat Executive Chair with Adjustable Arms and Lumbar, Seat Slider and Industrial Steel Finish Angled Base
Overall Size: 29.25W x 29.25D x 42-44.5H
Seat: 19.75W x 19D x 3.5T **Back:** 19.75W x 23.5H **Seat Range:** 18.25-21
Arms to Floor: 25.5 **Carton Wt:** 52 **UPS Wt:** 57 **COM:** N/A
Carton: 32L x 26W x 14H **Cube:** 6.74 **Options:** HRX818, HRM818, A7U Arm, SW392
Features: 1, 3, 4, 7, 8, 9, 15 **Control:** Deluxe 2-to-1 w/Seat Slider
Notes: To Order with A7U Arms use Model# **818-31G9C1A7U**

Fabric	List Price
Black Breathable Mesh Back and Black Mesh Seat	875.00

300 lbs.

Seat Slider



818-41G9C18P Breathable Mesh Back and Black Leather Seat Executive Chair with Adjustable Arms and Lumbar, Seat Slider and Industrial Steel Finish Angled Base
Overall Size: 27.75W x 28.5D x 44H
Seat: 20W x 19D x 3T **Back:** 19.75W x 23H **Seat Range:** 17.75-20.25
Arms to Floor: 25.5 **Carton Wt:** 49 **UPS Wt:** 57 **COM:** N/A
Carton: 32L x 26W x 14H **Cube:** 6.74 **Options:** HRX818, HRL818, A7U Arm, SW392
Features: 1, 3, 4, 7, 8, 9, 15 **Control:** Deluxe 2-to-1 w/Seat Slider
Notes: To Order with A7U Arms use Model# **818-41G9C1A7U**

Fabric	List Price
Black Breathable Mesh Back and Black Top Grain Genuine Leather Seat 300 lbs.	950.00



818A-11P9C1A8 Breathable Mesh Seat and Back Executive Chair with Adjustable Arms & Lumbar, Seat Slider and Polished Aluminum Finish Base
Overall Size: 28W x 28.5D x 44H
Seat: 20W x 19D **Back:** 19.75W x 23H **Seat Range:** 17.75-20.25
Arms to Floor: 25.5 **Carton Wt:** 49 **UPS Wt:** 57 **COM:** N/A
Carton: 32L x 26W x 14H **Cube:** 6.74 **Options:** HRX818, A7U Arm, SW392
Features: 1, 3, 4, 7, 8, 9, 15 **Control:** Deluxe 2-to-1 w/Seat Slider
Notes: To Order with A7U Arms use Model# **818A-11P9C1A7U**

Fabric	List Price
Black Breathable Mesh Seat and Back 300 lbs.	995.00



818A-41P9C1A8 Breathable Mesh Back and Leather Seat Executive Chair with Adjustable Arms & Lumbar, Seat Slider and Polished Aluminum Finish Base
Overall Size: 28W x 28.5D x 44H
Seat: 20W x 19D x 3T **Back:** 19.75W x 23H **Seat Range:** 17.75-20.25
Arms to Floor: 25.5 **Carton Wt:** 49 **UPS Wt:** 57 **COM:** N/A
Carton: 32L x 26W x 14H **Cube:** 6.74 **Options:** HRX818, A7U Arm, SW392
Features: 1, 3, 4, 7, 8, 9, 15 **Control:** Deluxe 2-to-1 w/Seat Slider
Notes: To Order with A7U Arms use Model# **818A-41P9C1A7U**

Fabric	List Price
Black Breathable Mesh Back and Black Top Grain Genuine Leather Seat 300 lbs.	995.00



839-11B35WA Breathable Mesh Back and Seat with 2-Way Adjustable Arms, Adjustable Lumbar, Deluxe Control, Anti Kick Back and Black Finish Base
Overall Size: 28.5W x 24D x 41.5H
Seat: 21.5W x 20D **Back:** 22.5W x 22.75H **Seat Range:** 17-19.75
Arms to Floor: 23.25 **Carton Wt:** 52 **UPS Wt:** 52 **COM:** N/A
Carton: 31L x 26W x 13H **Cube:** 6.06 **Options:** CG50, SW70
Features: 1, 4, 9, 14 **Control:** Deluxe 2-to-1 Control
Notes: **Big & Tall 400 lbs.**

Fabric	List Price
Breathable Mesh Seat and Back	975.00



9370-55NC17U Leather Executive Chair with Soft PU Padded Adjustable Arms, Layered Seat and Back, Seat Slider and Nylon Base
Overall Size: 26.75W x 27.5D x 45.75H
Seat: 20.5W x 19.5D x 3T **Back:** 21.25W x 33H x 3T **Seat Range:** 16-19.5
Arms to Floor: 26 **Carton Wt:** 56 **UPS Wt:** 58 **COM:** N/A
Carton: 35L x 26W x 13H **Cube:** 6.85 **Options:** CG50, SW70
Features: 1, 3, 4, 7, 8, 9, 15 **Control:** Deluxe 2-to-1 with Seat Slider
Notes:

Fabric	List Price
Leather Top Grain	850.00



A15 Adjustable Arms
Carton Wt: 8 **Cube:** 0.88
Designed For: 13-37N20D, 13-37N30D, 13-7N20D, 13-77N20D & 13-37P500D only
List: 85.00



A7U Adjustable Soft Padded Arms
Carton Wt: 7 **Cube:** 0.88
Designed For: Most 818, 818A and 829 Models only (see below for details)
List: 90.00



A27WA Adjustable Arms
Carton Wt: 9 **Cube:** 0.96
Designed For: 15-37A720D only
Note: Height and Width Adjustable, Big & Tall Drafting Chair
List: 98.00



HRM003 Headrest
Overall Size: 15.25W x 8D x 13.5H
Pad: 15.25W x 8.75H **Height Adjustment:** 4
Carton Wt: 5 **Cube:** 0.83
Designed For: 5540 only
List: 95.00



CG50 Floor Glides (set of 5)
Carton Wt: 2 **Cube:** 0.2
Designed For: Most Work Smart Chairs & Space Drafting Chairs - See Individual Chair Options
List: 25.00 (set of 5)



SW392 Soft Wheel Caster (set of 5)
Carton Wt: 2 **Cube:** 0.2
Designed For: Angled Base Chairs See Individual Chair Options
List: 32.00 (set of 5)



HRM818 Mesh Headrest
Overall Size: 12.5W x 12.25H x 6.5D
Pad: 12.5W x 7H **Height Adjustment:** 2.5
Carton Wt: 7 **Cube:** 0.63
Designed For: 818 Series only
List: 85.00



HRL818 Leather Headrest
Overall Size: 12.5W x 12.25H x 6.5D
Pad: 12.5W x 7H **Height Adjustment:** 2.5
Carton Wt: 7 **Cube:** 0.63
Designed For: 818 Series only
List: 100.00



HRX818 Breathable Mesh Headrest
Overall Size: 12.5W x 12.25H x 6.5D
Pad: 12.5W x 6H **Height Adjustment:** 2.5
Carton Wt: 7 **Cube:** 0.62
Designed For: 818 Series only
List: 100.00



EHRL006 Bonded Leather Headrest
Overall Size: 15W x 9H x 6.5D
Pad: 15W x 9H **Height Adjustment:** 3
Carton Wt: 4 **Cube:** 0.63
Designed For: 327-E36C61F6 & 327-66C61F6 and 36806
List: 90.00



SW70 Soft Wheel Caster (set of 5)
Carton Wt: 2 **Cube:** 0.2
Designed For: Most Work Smart Chairs & Space Chairs - See Individual Chair Options
List: 30.00 (set of 5)





New Optional A7U Soft Padded Arm

Now Available on Most 818, 818A and 829 Models. The new A7U arm fits the following models.

818-11G9C18P 818-41G9C18P 818A-41P9C1A8
818-31G9C18P 818A-11P9C1A8

Example: 818-11G9C18P changes to 818-11G9C1A7U





0 = T fixed arms
3 = 2-way adjustable arms: height and width
4 = 4-way adjustable arms: height, width, forward, reverse & lateral arm pad
5 = height adjustable arms
5R = platinum coated, height adjustable arms
7 = height adjustable arms



C8/8 = platinum coated, cantilever fixed arms
WA = 2-way adjustable arms: height and width
A8 = chrome accent, height adjustable arms
8P = black finish, height adjustable
C3 = polished aluminum, cantilever fixed arms
WP = height adjustable PP arms



P3 = black finish, cantilever fixed arms
A7U = height adjustable
A27WA = 2-way adjustable arms: height and width (15 draft chair only)
R5 = platinum coated, padded flip arms
WW = padded height adjustable arms (819-vinyl)
F2 = height adjustable flip arms



F3 = 4-way adjustable flip arms: height, width, forward, reverse & lateral arm pad
F6 = platinum coated, 4-way adjustable flip arms: height, width, forward, reverse & lateral arm pad
F7 = 4-way industrial steel adjustable flip arms: height, width, forward, reverse & lateral arm pad
06 = height adjustable arms
F2W = height adjustable flip arms
A15 = height adjustable arms

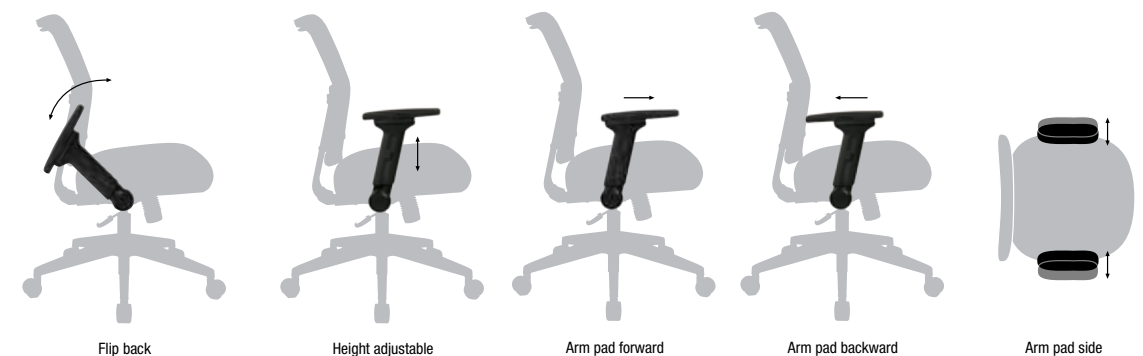
New 4-Way Adjustable Arms

213-37N2F3D
 213-38N1F3
 213-88N1F3
 213-E37P91F3

32-E3371F3
 32-E3371F3HL
 327-E36C61F6
 327-66C61F6

317-ME3R2C6KF6
 317-R22C6KF6
 317-ME3R2C7KF7
 317-R22C7KF7

317-ME36C61F6
 317-66C61F6



Flip back Height adjustable Arm pad forward Arm pad backward Arm pad side

LOUNGE



Shown: PAC52 and PAC53 Arms, seat and back beautifully wrapped in Green (-M17) fabric. See page 158.



Shown: ATL52 / ATL51 in -R101 Dillon Snow - see page 159.

new fabrics



Choose OSP® Furniture to enhance any office environment with high-quality furnishings. With casegoods, conference and training tables, lounge and executive seating products, you'll find that OSP® Furniture excels in quality and attention to detail; offering enduring beauty for your office.

A grade fabric Dillon (antimicrobial PVC Free Polyurethane) Custom Upholstery Options



*PAC Collection recommended fabric option




 CUSTOM FABRIC PROGRAM



Shown in: Dillon Blue -R105

 **PAC51** Custom Fabric Pacific Arm Chair with Chrome Finish Legs


 **Overall Size:** 32W x 30.5D x 29.5H
Seat: 23W x 22D x 5T
Back: 23.5W x 12.25H x 4.75T **Seat Height:** 17.5
Carton Wt: 49 **UPS Wt:** 102 **COM:** 6 yds.
Carton: 30L x 29W x 24H **Cube:** 12.08
Notes: UPSable, Oversized Package.
 NJ In-Stock: -V18 Black, Dillon Fabrics.
For stock fabrics, please see page 159.

Fabric	List Price
Chrome Finish Custom Fabric	
Dillon	625.00
A	625.00
B	675.00
C	735.00
R	835.00



Shown in: Dillon Blue -R105

 **PAC52** Custom Fabric Pacific Loveseat with Chrome Finish Legs


 **Overall Size:** 51.5W x 30.5D x 29.5H
Seat: 42W x 22D x 5T
Back: 42W x 12.25H x 4.75T **Seat Height:** 17.5
Carton Wt: 67 **UPS Wt:** 143 **COM:** 10 yds.
Carton: 43L x 31W x 22H **Cube:** 16.97
Notes: UPSable, Oversized Package.
 NJ In-Stock: -V18 Black, Dillon Fabrics.
For stock fabrics, please see page 159.

Fabric	List Price
Chrome Finish Custom Fabric	
Dillon	875.00
A	875.00
B	950.00
C	1035.00
R	1175.00



Shown in: Dillon Blue -R105

 **PAC53** Custom Fabric Pacific Sofa with Chrome Finish Legs

 **Overall Size:** 72.5W x 30.5D x 29.5H
Seat: 63.5W x 22D x 5T
Back: 63.5W x 12.25H x 4.75T **Seat Height:** 17.5
Carton Wt: 90 **UPS Wt:** No UPS **COM:** 14 yds.
Carton: 64L x 31W x 22H **Cube:** 25.25
Notes: Non-UPSable.
 NJ In-Stock: -V18 Black, Dillon Fabrics.
For stock fabrics, please see page 159.

Fabric	List Price
Chrome Finish Custom Fabric	
Dillon	1225.00
A	1225.00
B	1320.00
C	1435.00
R	1630.00



ATL Collection in -R107 Dillon Black with SLVN12-PTWA Coffee Table



Shown in: Dillon Black -R107

ATL51 Custom Fabric Atlantic Arm Chair with a Single UL Approved AC and USB 3.0 Charging Station, Chrome Finish Legs.
Overall Size: 32W x 30.5D x 29.5H
Seat: 23W x 22D x 5T
Back: 23.5W x 12.25H x 4.75T **Seat Height:** 17.5
Carton Wt: 53 **UPS Wt:** 102 **COM:** 6 yds.
Carton: 30L x 29W x 24H **Cube:** 12.08
Notes: UPSable, Oversized Package. **Single Power Unit.** UL Certified.
 NJ In-Stock: -R101 Snow, -R107 Black & -R105 Dillon Blue.
For stock fabrics, please see page 155-156.

Fabric	List Price
Chrome Finish Custom Fabric Dillon	730.00
A	730.00
B	785.00
C	855.00
R	975.00



Shown in: Dillon Black -R107

ATL52 Custom Fabric Atlantic Loveseat with Dual UL Approved AC and USB 3.0 Charging Station, Chrome Finish Legs.
Overall Size: 51.5W x 30.5D x 29.5H
Seat: 42W x 22D x 5T
Back: 42.25W x 12.25H x 4.75T **Seat Height:** 17.5
Carton Wt: 72 **UPS Wt:** 143 **COM:** 10 yds.
Carton: 43L x 31W x 22H **Cube:** 16.97
Notes: UPSable, Oversized Package. **Dual Power Unit.** UL Certified.
 NJ In-Stock: -R101 Snow, -R107 Black & -R105 Dillon Blue.
For stock fabrics, please see page 155-156.

Fabric	List Price
Chrome Finish Custom Fabric Dillon	1040.00
A	1040.00
B	1120.00
C	1220.00
R	1385.00



Shown in: Dillon Black -R107

ATL53 Custom Fabric Atlantic Sofa with Dual UL Approved AC and USB 3.0 Charging Station, Chrome Finish Legs
Overall Size: 72.5W x 30.5D x 29.5H
Seat: 63.5W x 22D x 5T
Back: 63.5W x 12.25H x 4.75T **Seat Height:** 17.5
Carton Wt: 100 **UPS Wt:** No UPS **COM:** 14 yds.
Carton: 64L x 31W x 22H **Cube:** 25.25
Notes: Non-UPSable. **Dual Power Unit.** UL Certified.
 NJ In-Stock: -R101 Snow, -R107 Black & -R105 Dillon Blue.
For stock fabrics, please see page 155-156.

Fabric	List Price
Chrome Finish Custom Fabric Dillon	1455.00
A	1455.00
B	1565.00
C	1700.00
R	1925.00



-R103 (arms) and -K101 (seat/back)

MST51 Custom Fabric Main Street Chair with Espresso Finish Wood Accents
Overall Size: 30W x 29.5D x 32H
Seat: 23.75W x 23D **Back:** 24.5W x 17H **Seat Height:** 18 **Arms to Floor:** 25.25
COM: Total: 5 yds **Seat & Back Only:** 3 yds **Arms Only:** 1.75 yds
Carton Wt: 56 **UPS Wt:** 89 **Carton:** 29L x 25W x 25H **Cube:** 10.49
Options: N/A **Features:** N/A **Control:** N/A
Notes: Rated for 265 lbs. of distributed weight
For stock fabrics, please see page 161.

Fabric	List Price
Espresso Finish with 2-Tone Custom Grade B Fabric Options	945.00
A	1000.00
B	1075.00
C	1175.00
R	1300.00



-R103 (arms) and -K100 (seat/back)

MST52 Custom Fabric Main Street Loveseat with Espresso Finish Wood Accents
Overall Size: 49.25W x 29.5D x 32H
Seat: 43.5W x 22.5D **Back:** 44.5W x 17H **Seat Height:** 18 **Arms to Floor:** 25.25
COM: Total: 6 yds **Seat & Back Only:** 4 yds **Arms Only:** 1.75 yds
Carton Wt: 86 **UPS Wt:** 150 **Carton:** 46L x 29W x 23H **Cube:** 17.77
Options: N/A **Features:** N/A **Control:** N/A
Notes: Rated for 529 lbs. of distributed weight
For stock fabrics, please see page 161.

Fabric	List Price
Espresso Finish with 2-Tone Custom Grade B Fabric Options	1350.00
A	1435.00
B	1550.00
C	1690.00
R	1890.00



-R103 (arms) and -K100 (seat/back)

MST53 Custom Fabric Main Street Sofa with Espresso Finish Wood Accents
Overall Size: 75W x 30.75D x 32.75H
Seat: 69W x 21.5D **Back:** 69W x 27H **Seat Height:** 18.25 **Arms to Floor:** 26
COM: Total: 7.5 yds **Seat & Back Only:** 5.25 yds **Arms Only:** 1.75 yds
Carton Wt: 111 **UPS Wt:** No UPS **Carton:** 69L x 29W x 22H **Cube:** 25.47
Options: N/A **Features:** N/A **Control:** N/A
Notes: Rated for 650 lbs. of distributed weight
For stock fabrics, please see page 161.

Fabric	List Price
Espresso Finish with 2-Tone Custom Grade B Fabric Options	2195.00
A	2385.00
B	2500.00
C	2720.00
R	3025.00

B grade fabric Dillon/Fine Tune & City Park **2-Tone Custom Upholstery Options**

*MST51, MST52 and MST53 recommended fabric options. Not applicable on MST55.



Main Street Collection beautifully wrapped in Grade A Dillon -R103 Stratus with seat and back covered in Grade B Fine Tune -K102 Ash fabric





Shown in: Icon Black -231

SF8471 Custom Fabric Club Chair with Cherry Finish Legs.
 Shipped Assembled with Legs Unmounted
Overall Size: 32W x 33.5D x 30.75H
Seat: 22W x 20D
Back: 22W x 16H **Seat Height:** 17.5
Carton Wt: 62 **UPS Wt:** No UPS **COM:** 6 yds
Carton: 34L x 33W x 30H **Cube:** 19.47
Notes: Rated for 300 lbs. of distributed weight
ANSI/BIFMA Tested

Fabric	List Price
Cherry Finish	
Custom Fabric	
A	960.00
B	1025.00
C	1100.00
R	1225.00



Shown in: Icon Black -231

SF8472 Custom Fabric Loveseat with Cherry Finish Legs.
 Shipped Assembled with Legs Unmounted
Overall Size: 58W x 33.5D x 30.75H
Seat: 48W x 20D
Back: 48W x 16H **Seat Height:** 17.5
Carton Wt: 91 **UPS Wt:** No UPS **COM:** 9 yds
Carton: 59L x 34W x 30H **Cube:** 34.82
Notes: Rated for 500 lbs. of distributed weight
ANSI/BIFMA Tested

Fabric	List Price
Cherry Finish	
Custom Fabric	
A	1450.00
B	1550.00
C	1675.00
R	1860.00



Shown in: Icon Black -231

SF8473 Custom Fabric Sofa with Cherry Finish Legs.
 Shipped Assembled with Legs Unmounted
Overall Size: 74.5W x 33.5D x 30.75H
Seat: 64W x 20D
Back: 64W x 16H **Seat Height:** 17.5
Carton Wt: 111 **UPS Wt:** No UPS **COM:** 12 yds
Carton: 79L x 34W x 30H **Cube:** 46.63
Notes: Rated for 675 lbs. of distributed weight
ANSI/BIFMA Tested

Fabric	List Price
Cherry Finish	
Custom Fabric	
A	1825.00
B	1950.00
C	2100.00
R	2340.00



SL4411 Mid-Century Club Chair with Coffee Finish Solid Wood Legs.
 Shipped Assembled with Legs Unmounted
Overall Size: 30.5W x 31.75D x 33H
Seat: 23.5W x 21.25D x 5.5T
Back: 24.25W x 15H x 5.5T **Seat Height:** 18.25
Carton Wt: 53 **UPS Wt:** 121 **COM:** N/A
Carton: 32L x 31W x 25H **Cube:** 14.35
Notes: Rated for 400 lbs. of distributed weight. Assembly required.
 NJ In-Stock: -MC4 Charcoal, -MC3 Navy

Fabric	List Price
Coffee Finish	
-MC2 Olive	850.00
-MC3 Navy	
-MC4 Charcoal	



SL4422 Mid-Century Loveseat with Coffee Finish Solid Wood Legs.
 Shipped Assembled with Legs Unmounted
Overall Size: 50W x 31.75D x 33H
Seat: 43.25W x 21.25D x 5.5T
Back: 44.5W x 15H x 5.5T **Seat Height:** 18.25
Carton Wt: 75 **UPS Wt:** No UPS **COM:** N/A
Carton: 51L x 32W x 25H **Cube:** 23.61
Notes: Rated for 600 lbs. of distributed weight. Assembly required.
 NJ In-Stock: -MC4 Charcoal, -MC3 Navy

Fabric	List Price
Coffee Finish	
-MC2 Olive	1195.00
-MC3 Navy	
-MC4 Charcoal	



SL4433 Mid-Century Sofa with Coffee Finish Solid Wood Legs.
 Shipped Assembled with Legs Unmounted
Overall Size: 71.5W x 31.75D x 33H
Seat: 64W x 21.25D x 5.5T
Back: 71W x 15H x 9T **Seat Height:** 18.25
Carton Wt: 93 **UPS Wt:** No UPS **COM:** N/A
Carton: 73L x 32W x 25H **Cube:** 33.79
Notes: Rated for 800 lbs. of distributed weight. Assembly required.
 NJ In-Stock: -MC4 Charcoal, -MC3 Navy

Fabric	List Price
Coffee Finish	
-MC2 Olive	1695.00
-MC3 Navy	
-MC4 Charcoal	



MUP51 Meetup Lounge Module with Chrome Legs and Ganging Hardware
Overall Size: 43W x 38D x 17H
Seat: 43W x 37.75D
Seat Height: 17
Carton Wt: 48 **UPS Wt:** 67 **COM:** 1.3 yds
Carton: 44L x 39W x 8H **Cube:** 7.9
Notes: Rated for 750 lbs. of distributed weight. UPSable, Oversized Pkg
 NJ In-Stock: -R107 Dillon Black

Fabric	List Price
Chrome Finish with Dillon Black (-R107)	615.00
Dillon Snow (-R101)	
A	650.00
B	700.00
C	760.00
R	850.00



Shown: MUP51-R107

Three Meetup Modules
 Overall Dimensions: 108W x 57D



Shown in -R101 Dillon Snow



Two Meetup Modules
 Overall Dimensions: 76W x 43D



SL2271 Bonded Leather **BREEZE** Club Chair with Cherry Finish Legs.
 Shipped Semi K/D
Overall Size: 32W x 29.5D x 30.5H
Seat: 20.5W x 20D
Back: 21.5W x 17H **Seat Height:** 17
Carton Wt: 58 **UPS Wt:** No UPS **COM:** N/A
Carton: 35L x 30W x 21H **Cube:** 12.76
Notes: Rated for 300 lbs. of distributed weight

Fabric	List Price
Cherry Finish with EC3 Black	900.00
EC6 Wine or EC9 Mocha Bonded Leather	



SL2272 Bonded Leather **BREEZE** Loveseat with Cherry Finish Legs.
 Shipped Semi K/D
Overall Size: 52.5W x 29.5D x 30.5H
Seat: 40.5W x 20D
Back: 41W x 17H **Seat Height:** 17.75
Carton Wt: 80 **UPS Wt:** No UPS **COM:** N/A
Carton: 54L x 30W x 21H **Cube:** 19.68
Notes: Rated for 500 lbs. of distributed weight

Fabric	List Price
Cherry Finish with EC3 Black	1225.00
EC6 Wine or EC9 Mocha Bonded Leather	



SL2273 Bonded Leather **BREEZE** Sofa with Cherry Finish Legs.
 Shipped Semi K/D
Overall Size: 72W x 28.5D x 32H
Seat: 60W x 20D
Back: 60.5W x 17H **Seat Height:** 17.75
Carton Wt: 105 **UPS Wt:** No UPS **COM:** N/A
Carton: 74L x 30W x 21H **Cube:** 26.97
Notes: Rated for 675 lbs. of distributed weight

Fabric	List Price
Cherry Finish with EC3 Black	1725.00
EC6 Wine or EC9 Mocha Bonded Leather	



NJ **SL2371EC9** Mocha Bonded Leather **EMBRACE** Club Chair with Cherry Finish Legs. Shipped Assembled
Overall Size: 31.5W x 29.5D x 31.5H
Seat: 20.75W x 20.25D
Back: 23.5W x 16.5H **Seat Height:** 17.75
Carton Wt: 58 **UPS Wt:** No UPS **COM:** N/A
Carton: 33L x 33W x 30H **Cube:** 18.90
Notes: Rated for 300 lbs. of distributed weight

Fabric	List Price
Cherry Finish with EC9 Mocha Bonded Leather	900.00



NJ **SL2372EC9** Mocha Bonded Leather **EMBRACE** Loveseat with Cherry Finish Legs. Shipped Assembled
Overall Size: 51.25W x 29.5D x 31.5H
Seat: 40.25W x 20.25D
Back: 43.5W x 16.5H **Seat Height:** 17.75
Carton Wt: 80 **UPS Wt:** No UPS **COM:** N/A
Carton: 52L x 33W x 30H **Cube:** 29.79
Notes: Rated for 500 lbs. of distributed weight

Fabric	List Price
Cherry Finish with EC9 Mocha Bonded Leather	1275.00



NJ **SL2373EC9** Mocha Bonded Leather **EMBRACE** Sofa with Cherry Finish Legs. Shipped Assembled
Overall Size: 70.75W x 29.5D x 31.5H
Seat: 60W x 20.25D
Back: 63.5W x 16.5H **Seat Height:** 17.75
Carton Wt: 98 **UPS Wt:** No UPS **COM:** N/A
Carton: 72L x 33W x 30H **Cube:** 41.25
Notes: Rated for 675 lbs. of distributed weight

Fabric	List Price
Cherry Finish with EC9 Mocha Bonded Leather	1625.00



NJ **SL2571U1** Espresso Faux Leather **PILLAR** Club Chair with Cherry Finish Legs. Shipped Assembled with Legs Unmounted
Overall Size: 33W x 31.25D x 33H
Seat: 19.5W x 20.75D
Back: 29.75W x 18.75H **Seat Height:** 19.25
Carton Wt: 72 **UPS Wt:** No UPS **COM:** N/A
Carton: 34L x 33W x 30H **Cube:** 19.47
Notes: Rated for 300 lbs. of distributed weight

Fabric	List Price
Cherry Finish with U1 Espresso Faux Leather	895.00



NJ **SL2572U1** Espresso Faux Leather **PILLAR** Loveseat with Cherry Finish Legs. Shipped Assembled with Legs Unmounted
Overall Size: 56.5W x 31.25D x 33H
Seat: 42W x 20.75D
Back: 52.25W x 18.75H **Seat Height:** 19.25
Carton Wt: 97 **UPS Wt:** No UPS **COM:** N/A
Carton: 57L x 33W x 30H **Cube:** 32.65
Notes: Rated for 500 lbs. of distributed weight

Fabric	List Price
Cherry Finish with U1 Espresso Faux Leather	1350.00



NJ **SL2573U1** Espresso Faux Leather **PILLAR** Sofa with Cherry Finish Legs. Shipped Assembled with Legs Unmounted
Overall Size: 72W x 31.25D x 33H
Seat: 59.5W x 20.75D
Back: 70.25W x 18.75H **Seat Height:** 19.25
Carton Wt: 119 **UPS Wt:** No UPS **COM:** N/A
Carton: 75L x 33W x 30H **Cube:** 42.96
Notes: Rated for 675 lbs. of distributed weight

Fabric	List Price
Cherry Finish with U1 Espresso Faux Leather	1675.00



NJ TX **SL2811** Espresso or Black Bonded Leather Club Chair with Espresso Finish Legs. Shipped K/D
Overall Size: 33W x 31.25D x 33H
Seat: 23.25W x 19.5D
Back: 23.25W x 16H **Seat Height:** 18
Carton Wt: 48 **UPS Wt:** No UPS **COM:** N/A
Carton: 33L x 31W x 21H **Cube:** 12.43
Notes: Rated for 300 lbs. of distributed weight
 TX In-Stock: -EC3 Black

Fabric	List Price
Espresso Finish with EC1 Espresso or EC3 Black Bonded Leather	725.00



NJ TX **SL2812** Espresso or Black Bonded Leather Loveseat with Espresso Finish Legs. Shipped K/D
Overall Size: 56.5W x 31.25D x 33H
Seat: 46.75W x 19.5D
Back: 46.75W x 16H **Seat Height:** 18
Carton Wt: 67 **UPS Wt:** No UPS **COM:** N/A
Carton: 57L x 30W x 21H **Cube:** 20.78
Notes: Rated for 500 lbs. of distributed weight
 TX In-Stock: -EC3 Black

Fabric	List Price
Espresso Finish with EC1 Espresso or EC3 Black Bonded Leather	1075.00



NJ TX **SL2813** Espresso or Black Bonded Leather Sofa with Espresso Finish Legs. Shipped K/D
Overall Size: 72W x 31.25D x 33H
Seat: 62.25W x 19.5D
Back: 62.25W x 16H **Seat Height:** 18
Carton Wt: 95 **UPS Wt:** No UPS **COM:** N/A
Carton: 64L x 33W x 25H **Cube:** 30.55
Notes: Rated for 675 lbs. of distributed weight
 TX In-Stock: -EC3 Black

Fabric	List Price
Espresso Finish with EC1 Espresso or EC3 Black Bonded Leather	1475.00



NJ **SL2911S-U6** Black Faux Leather Club Chair with Silver Finish Legs Shipped Assembled
Overall Size: 31.25W x 29.25D x 32H
Seat: 12.25W x 20.5D
Back: 30W x 13.75H **Seat Height:** 18.25
Carton Wt: 54 **UPS Wt:** 155 **COM:** N/A
Carton: 32L x 33W x 30H **Cube:** 18.3
Notes: Rated for 300 lbs. of distributed weight.
 UPSable, Oversized Package.

Fabric	List Price
-U6 Black Faux Leather	800.00



NJ **SL2912S-U6** Black Faux Leather Loveseat with Silver Finish Legs Shipped Assembled
Overall Size: 51.5W x 29.25D x 32H
Seat: 41.5W x 20.5D
Back: 50W x 13.75H **Seat Height:** 18.25
Carton Wt: 74 **UPS Wt:** No UPS **COM:** N/A
Carton: 53L x 33W x 30H **Cube:** 30.36
Notes: Rated for 500 lbs. of distributed weight.

Fabric	List Price
-U6 Black Faux Leather	1100.00



NJ **SL2913S-U6** Black Faux Leather Sofa with Silver Finish Legs Shipped Assembled
Overall Size: 69.25W x 29D x 33.25H
Seat: 60.5W x 20.5D
Back: 70W x 13.75H **Seat Height:** 18.25
Carton Wt: 92 **UPS Wt:** No UPS **COM:** N/A
Carton: 71L x 33W x 30H **Cube:** 40.67
Notes: Rated for 675 lbs. of distributed weight.

Fabric	List Price
-U6 Black Faux Leather	1395.00



SL4000 Series



NJ TX **SL4001** Black or Deluxe Pewter Bonded Leather Club Chair with Coated Silver Legs. Shipped Assembled with Legs Unmounted
Overall Size: 31.5W x 29.75D x 21H
Seat: 22W x 20.75D
Back: 28W x 17.25H **Seat Height:** 18.5
Carton Wt: 61 **UPS Wt:** 102 **COM:** N/A
Carton: 33L x 30W x 21H **Cube:** 12.03
Notes: Rated for 300 lbs. of distributed weight. UPSable, Oversized Package.

Fabric	List Price
-EC3 Black or -BD26 Deluxe Pewter Bonded Leather	800.00



NJ TX **SL4002** Black or Deluxe Pewter Bonded Leather Loveseat with Coated Silver Legs. Shipped Assembled with Legs Unmounted
Overall Size: 51W x 30.5D x 33.5H
Seat: 47.75W x 20.75D
Back: 47.75W x 17.25H **Seat Height:** 18.5
Carton Wt: 81 **UPS Wt:** No UPS **COM:** N/A
Carton: 52L x 30W x 21H **Cube:** 18.95
Notes: Rated for 500 lbs. of distributed weight.

Fabric	List Price
-EC3 Black or -BD26 Deluxe Pewter Bonded Leather	1050.00



NJ TX **SL4003** Black or Deluxe Pewter Bonded Leather Sofa with Coated Silver Legs. Shipped Assembled with Legs Unmounted
Overall Size: 70.75W x 30.5D x 33.5H
Seat: 61W x 20.75D
Back: 67.75W x 17.25H **Seat Height:** 18.5
Carton Wt: 104 **UPS Wt:** No UPS **COM:** N/A
Carton: 71L x 30W x 21H **Cube:** 25.88
Notes: Rated for 675 lbs. of distributed weight.

Fabric	List Price
-EC3 Black or -BD26 Deluxe Pewter Bonded Leather	1395.00



NJ **SL50551** Club Chair in Dillon Black or Blue Fabric with Chrome Legs. Shipped Assembled with Legs Unmounted
Overall Size: 37W x 33.25D x 34.5H
Seat: 27W x 21.5D x 10.25T
Back: 28.25W x 17.5H x 5.75T **Seat Height:** 18.5
Carton Wt: 61 **UPS Wt:** 173 **COM:** N/A
Carton: 38L x 31W x 20H **Cube:** 13.63
Notes: Rated for 275 lbs. of distributed weight. UPSable, Oversized Package. **NEW**

Fabric	List Price
-R105 Dillon Blue -R107 Dillon Black	795.00



NJ **SL50552** Loveseat in Dillon Black or Blue Fabric with Chrome Legs. Shipped Assembled with Legs Unmounted
Overall Size: 59W x 33.75D x 35.75H
Seat: 49W x 21.5D x 10.75T
Back: 51W x 18H x 5.5T **Seat Height:** 18
Carton Wt: 80 **UPS Wt:** 182 **COM:** N/A
Carton: 61L x 31W x 20H **Cube:** 21.52
Notes: Rated for 500 lbs. of distributed weight. UPSable, Oversized Package. **NEW**

Fabric	List Price
-R105 Dillon Blue -R107 Dillon Black	1100.00



NJ **SL8471** Black Leather Club Chair with Cherry Finish Shipped Assembled with Legs Unmounted
Overall Size: 32W x 33.5D x 30.75H
Seat: 22W x 20D
Back: 22W x 16H **Seat Height:** 17.25
Carton Wt: 62 **UPS Wt:** No UPS **COM:** 6 yds
Carton: 34L x 33W x 30H **Cube:** 19.47
Notes: Rated for 300 lbs. of distributed weight **ANSI/BIFMA Tested**

Fabric	List Price
Cherry Finish Black Leather	925.00



NJ **SL8472** Black Leather Loveseat with Cherry Finish Shipped Assembled with Legs Unmounted
Overall Size: 58W x 33.5D x 30.75H
Seat: 48W x 20D
Back: 48W x 16H **Seat Height:** 17.25
Carton Wt: 91 **UPS Wt:** No UPS **COM:** 9 yds
Carton: 60L x 34W x 30H **Cube:** 35.41
Notes: Rated for 500 lbs. of distributed weight **ANSI/BIFMA Tested**

Fabric	List Price
Cherry Finish Black Leather	1395.00



NJ **SL8473** Black Leather Sofa with Cherry Finish Shipped Assembled with Legs Unmounted
Overall Size: 74.5W x 33.5D x 30.75H
Seat: 64W x 20D
Back: 64W x 16H **Seat Height:** 17.25
Carton Wt: 111 **UPS Wt:** No UPS **COM:** 12 yds
Carton: 79L x 34W x 30H **Cube:** 46.63
Notes: Rated for 675 lbs. of distributed weight **ANSI/BIFMA Tested**

Fabric	List Price
Cherry Finish Black Leather	1750.00



NJ **SL9941-EC3** Black Bonded Leather Club Chair with Chrome Frame Shipped Assembled
Overall Size: 21W x 22.5D x 26.75H
Seat: 10.75W x 22.5D
Back: 20.75W x 11.25H **Seat Height:** 17.75
Carton Wt: 66 **UPS Wt:** 157 **COM:** N/A
Carton: 35L x 33W x 28H **Cube:** 18.71
Notes: Rated for 300 lbs. of distributed weight. Ships Assembled. UPSable, Oversized Package.

Fabric	List Price
-EC3 Black Bonded Leather	1025.00



NJ **SL9942-EC3** Black Bonded Leather Loveseat with Chrome Frame Shipped Assembled
Overall Size: 41.75W x 22.5D x 26.75H
Seat: 41.75W x 22.5D
Back: 41W x 11.25H **Seat Height:** 17.75
Carton Wt: 92 **UPS Wt:** No UPS **COM:** N/A
Carton: 56L x 33W x 28H **Cube:** 29.9
Notes: Rated for 500 lbs. of distributed weight. Ships Assembled.

Fabric	List Price
-EC3 Black Bonded Leather	1450.00



NJ **SL9943-EC3** Black Bonded Leather Sofa with Chrome Frame Shipped Assembled
Overall Size: 62.5W x 22.5D x 26.75H
Seat: 62.5W x 22.5D
Back: 63W x 11.25H **Seat Height:** 17.75
Carton Wt: 189 **UPS Wt:** No UPS **COM:** N/A
Carton: 77L x 33W x 28H **Cube:** 41.17
Notes: Rated for 675 lbs. of distributed weight. Ships Assembled.

Fabric	List Price
-EC3 Black Bonded Leather	1930.00



NJ Kenwood/Sonoma Wood Back Guest Chair (2-Pack)
KEN-992-LCH Kenwood Light Cherry Finish
KEN-992-MAH Kenwood Mahogany Finish
SON-992-CHY Sonoma Cherry Finish
Overall Size: 23W x 23D x 32H
Seat: 20W x 18.5D **Back:** 18.5W x 15.5H **Seat Range:** 19 Fixed
Arms to Floor: 27 **Carton Wt:** 48 **UPS Wt:** No UPS **COM:** 1 yd per Chair
Carton: 42L x 33W x 26H **Cube:** 20.85 **Pack:** 2
Notes: Ships 2 per Carton, Frame Fully Assembled, Seat Cushions Unmounted

Fabric	List Price
	2-Pack
Black	850.00
A	900.00
B	970.00
C	1055.00
R	1175.00



NJ Kenwood/Sonoma Wood Back Guest Chair (4-Pack)
KEN-99-LCH Kenwood Light Cherry Finish
KEN-99-MAH Kenwood Mahogany Finish
SON-99-CHY Sonoma Cherry Finish
Overall Size: 23W x 23D x 32H
Seat: 20W x 18.5D **Back:** 18.5W x 15.5H **Seat Range:** 19 Fixed
Arms to Floor: 27 **Carton Wt:** 90 **UPS Wt:** No UPS **COM:** 1 yd per Chair
Carton: 44L x 34W x 26H **Cube:** 22.50 **Pack:** 4
Notes: Ships 4 per Carton, Frame Fully Assembled, Seat Cushions Unmounted

Fabric	List Price
	4-Pack
Black	1700.00
A	1810.00
B	1950.00
C	2125.00
R	2365.00



NJ Kenwood/Sonoma Wood Back Guest Chair (2-Pack)
KEN-1292-LCH Kenwood Light Cherry Finish
KEN-1292-MAH Kenwood Mahogany Finish
SON-1292-CHY Sonoma Cherry Finish
Overall Size: 23W x 23D x 32H
Seat: 20W x 18.5D **Back:** 18.5W x 15.5H **Seat Range:** 19 Fixed
Arms to Floor: 27 **Carton Wt:** 50 **UPS Wt:** No UPS **COM:** 1.5 yd per Chair
Carton: 39L x 28W x 25H **Cube:** 15.79 **Pack:** 2
Notes: Ships 2 per Carton, Frame Fully Assembled, Seat Cushions Unmounted

Fabric	List Price
	2-Pack
Black	850.00
A	900.00
B	970.00
C	1055.00
R	1175.00



NJ Kenwood/Sonoma Wood Back Guest Chair (4-Pack)
KEN-129-LCH Kenwood Light Cherry Finish
KEN-129-MAH Kenwood Mahogany Finish
SON-129-CHY Sonoma Cherry Finish
Overall Size: 23W x 23D x 32H
Seat: 20W x 18.5D **Back:** 18.5W x 15.5H **Seat Range:** 19 Fixed
Arms to Floor: 27 **Carton Wt:** 95 **UPS Wt:** No UPS **COM:** 1.5 yd per Chair
Carton: 44L x 35W x 26H **Cube:** 23.17 **Pack:** 4
Notes: Ships 4 per Carton, Frame Fully Assembled, Seat Cushions Unmounted

Fabric	List Price
	4-Pack
Black	1700.00
A	1810.00
B	1950.00
C	2125.00
R	2365.00

F CUSTOM FABRIC PROGRAM Available in 125+ Custom Fabric options, including 22 patterns and an array of colorways. Includes 4 antimicrobial, bleach-cleanable upholsteries for healthcare and other environments



Shown in Dillon Antimicrobial Fabrics: KEN99MAH-R101 and KEN129MAH-R101

NJ, KY or TX In Stock



NAP91CHY/ESP/SGW Napa Guest Chair with Wood Back (1 pack)
Overall Size: 22.5W x 21.75D x 30.75H
Seat: 22W x 18D x 3T **Back:** 20W x 7.5H **Seat Range:** 19 Fixed
Arms to Floor: 25.5 **Carton Wt:** 35 **UPS Wt:** 47 **COM:** .75 yds
Carton: 33L x 24W x 12H **Cube:** 5.5 **Pack:** 1
Notes: Ships 1 per carton. Assembly Required.
Notes: KD Construction
 Napa Casegoods on Pages 74-78

Fabric	Price Reduction
-3 Black	395.00
A	415.00
B	436.00
C	460.00
R	500.00



NAP95ESP/MAH Napa Guest Chair with Upholstered Back (1 pack)
Overall Size: 22.5W x 22D x 31H
Seat: 22W x 18.5D x 3T **Back:** 20W x 8H x 2T **Seat Range:** 19 Fixed
Arms to Floor: 25.5 **Carton Wt:** 35 **UPS Wt:** 47 **COM:** 1.0 yds
Carton: 33L x 24W x 12H **Cube:** 5.5 **Pack:** 1
Notes: Ships 1 per carton. Assembly Required.
Notes: KD Construction
 Napa Casegoods on Pages 74-78

Fabric	Price Reduction
-EC3 Black Bonded Leather	425.00
A	448.00
B	472.00
C	500.00
R	545.00

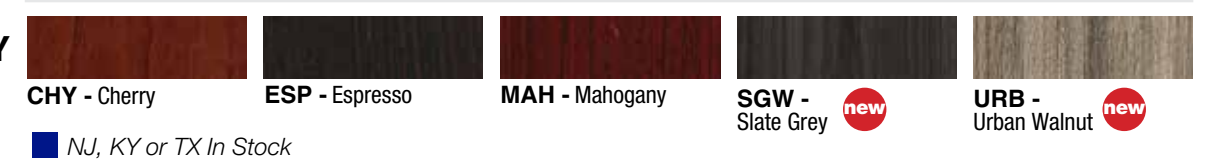


NAP97CHY/ESP/MAH/SGW/URB Napa Guest Chair with Full Cushion Back (1 pack)
Overall Size: 23W x 23.5D x 32.75H
Seat: 22W x 17.5D x 3T **Back:** 19W x 14H x 1.5T **Seat Range:** 19 Fixed
Arms to Floor: 27 **Carton Wt:** 40 **UPS Wt:** 52 **COM:** 1.5 yds.
Carton: 34L x 26W x 12H **Cube:** 6.1 **Pack:** 1
Notes: Ships 1 per carton. Assembly Required.
Notes: KD Construction
 Napa Casegoods on Pages 74-78

Fabric	Price Reduction
-EC3 Black Bonded Leather	450.00
A	475.00
B	500.00
C	530.00
R	578.00



FINISH KEY



NJ, KY or TX In Stock



ACT1010 Active Perch Seat in Fabric and White Frame. Adjustable Height.

Overall Size: 15.5W x 15.5D x 24.5-34H
Seat: 15.5W x 15.5D
Seat Height: 24.5-34
Carton Wt: 17 **UPS Wt:** 21 **COM:** N/A
Carton: 17L x 17W x 15H **Cube:** 2.3
Notes: *OUTTASIGHT No-Lever Height Adjustment*

Mesh Fabric	List Price
White Frame with -3 Black -2 Grey -6 Green -9 Red -18 Orange	395.00



ACT1011 Active Perch Seat in Fabric and White Frame. Adjustable Height.

Overall Size: 15.5W x 15.5D x 22-31H
Seat: 15.5W x 15.5D
Seat Height: 22-31
Carton Wt: 15 **UPS Wt:** 21 **COM:** N/A
Carton: 17L x 17W x 15H **Cube:** 2.3
Notes: *OUTTASIGHT No-Lever Height Adjustment*

Fabric	List Price
White Frame with -3 Black	375.00



ACT3120 Active Height Adjustable Table.

Overall Size: 21.5W x 21.5D x 22-31.5H

Carton Wt: 26 **UPS Wt:** 28 **COM:** N/A
Carton: 24L x 24W x 10H **Cube:** 3.0
Notes: *OUTTASIGHT No-Lever Height Adjustment*

Finish	List Price
-1 White	400.00



ACT3020 Active Height Adjustable Seat in Fabric.

Overall Size: 15.25W x 15.25D x 18.75-26H
Seat: 14.75W x 14.75D
Seat Height: 18.75-26
Carton Wt: 15 **UPS Wt:** 21 **COM:** N/A
Carton: 17L x 17W x 15H **Cube:** 2.3
Notes: *OUTTASIGHT No-Lever Height Adjustment*

Stretch Fabric	List Price
-3 Black -2 Grey -6 Green -9 Red -18 Orange -512 Purple	325.00



ACT3020 Active Seating with PRD3060D-WH



ACT3020 with ACT3120

SIS

Systems In Stock



SIS offers full-featured, contract-quality systems furniture backed by a limited lifetime warranty.

- Recyclable metal materials
- Powdercoat finishes
- Re-usable metal-to-metal connections
- Glass panels with real glass
- Strong core construction
- Meets ANSI/BIFMA
- UL approved, including electrical and fabric
- 100% polyester UL-recognized (UR) fabric
- Installer-friendly, rod-and-block assembly
- IN STOCK










Create open environments to private workstations with 39", 53", 53" glass and 67" panel heights

14' x 5' Shared Workstation
 White finish & Slate Grey worksurfaces
 39"H Panels
 Mobile Pedestals

30" & 36" wide lateral files also available



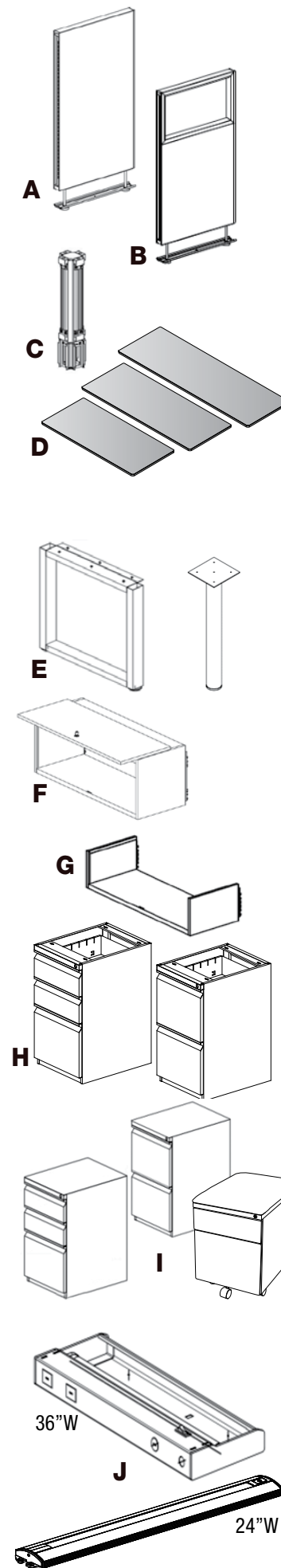
SIS electrical is designed specifically for the system and is both UL Listed and CSA Certified. It is an 8-wire, 4-circuit system with 3 open, 1 dedicated circuit to support any power/data requirements. Power can run through panels and connectors. Ceiling and base feeds are available. The flush-design, black raceways feature steel bases, scratch-resistant resin covers and adjustable glides.

Worksurfaces				Fabric	Finishes	
						
WHT White	URB Urban Walnut	ESP Espresso In Stock: NJ	SGW Slate Grey	01 Drift	SV Silver	WH White



Telemarketing Station
2-Pack 8' x 2.5'
Silver finish & Espresso
worksurfaces
67"H Panels with Locking
Overheads
LED Lighting
Mobile Pedestals

SYSTEMS IN STOCK



A. Panels - Fabric

67H x 24W	53H x 24W	39H x 24W
67H x 30W	53H x 30W	39H x 30W
67H x 36W	53H x 36W	39H x 36W
67H x 42W	53H x 42W	39H x 42W
67H x 48W	53H x 48W	39H x 48W

** White panels available with Black or White raceways

** Raceway covers, end caps and draw rods specified separately

B. Panels - Fabric + Glass

53H x 24W	53H x 42W
53H x 30W	53H x 48W
53H x 36W	

** Non-powered and powered panels available

C. Connectors - 67, 53 & 39 Heights

- 2-way
- 3-way
- 4-way

D. Worksurfaces

72W x 24D	72W x 30D	Transaction Counters	Transaction Counter Brackets
66W x 24D	60W x 30D		
60W x 24D	48W x 30D	72W x 14D	End Bracket
48W x 24D		60W x 14D	Middle Bracket
42W x 24D	36W x 36D Corner		Panel/Connector Bracket
36W x 24D	42W x 42D Corner		
30W x 24D			
24W x 24D			

E. Worksurface Support Legs

- 24"D 0 Leg
- 24"D Single Peninsula Leg

A full selection of panel-hung, worksurface supporting Hardware is available

F. Metal Overhead Storage with Locking Flipper Door

24", 30", 36", 42" & 48" widths

G. Metal Hanging Shelf

24", 30", 36", 42" & 48" widths

H. Worksurface Supporting Pedestals (Open Top)

Box/Box/File File/File

I. Mobile Pedestals (Closed Top)

Box/Box/File File/File Box/File

J. Task Lighting

- 24"W LED Task Light (connectable)
- 24"W Motion LED Task Light (connectable)

36"W Incandescent Task Light

** Motion sensor for auto on/off...power savings

K. Panel-Top Glass

Mount on Top of Panel
Clear Glass: 24"W, 30"W, 36"W, & 48"W
Frosted Glass: 24"W, 30"W, 36"W, 42"W & 48"W

L. Fabric Tackboards

24", 30", 36", 42" & 48" widths

Electrical SIS features an 8-wire, 4-circuit electrical system with base and ceiling feeds, power pole for full power/data capability. Electrical is UL Listed and CSA Certified.

SYSTEMS IN STOCK



Silver Finish & White Worksurfaces

Pricing shown is without electrical
Complete UL approved 8-wire, 4-circuit electrical system also in stock
Panels can be shipped non-powered or powered

6 x 6 x 39H	w/1 Pedestal	w/2 Pedestals
1 Office	\$4,602 List	\$5,197 List
3-Pack	\$12,766 List	\$14,551 List



White Finish & White Worksurfaces

5 x 5 x 53H	w/1 Pedestal	w/2 Pedestals
1 Office	\$4,734 List	\$5,329 List
6-Pack	\$22,249 List	\$25,819 List



Silver Finish & White Worksurfaces

6 x 6 x 67H & 53H	w/1 Pedestal	36W Overhead	LED Lighting	2nd Pedestal
1 Office	\$5,365 List	\$440 List	\$300 List	\$595 List
3-Pack	\$14,965 List			

SYSTEMS IN STOCK



Sleek, rectilinear design & flush style base • Modern colors • FREE drawing/specification services



Newest Additions White Raceways • Panel-Top Frosted Glass



ASCEND II Electric Base
see page 88

PHAT Pneumatic Base
see page 95-96

**Training Table
Flip-Top Base**
see page 98

Pace T-Arc Legs
see page 102





Pace Post Legs
see page 102

Black Metal Bases
see page 76

Rectangular Worksurfaces

 PWS7230 72"x 30" \$525	A2EB322 + A2FEET30 A2EB333 + A2FEET30 A2EB222 + A2FEET30	HB6026	n/a	2 qty PAC-LEGTARC + 2 qty PAC-SB6	4 qty PAC-LEGPOST + 2 qty PAC-SB6	2 qty NAP-33B (28.5"H) 2 qty NAP-32B (41"H)
 PWS6030 60"x 30" \$445	A2EB322 + A2FEET30 A2EB333 + A2FEET30 A2EB222 + A2FEET30	HB6025	n/a	2 qty PAC-LEGTARC + 2 qty PAC-SB5	4 qty PAC-LEGPOST + 2 qty PAC-SB5	2 qty NAP-33B (28.5"H) 2 qty NAP-32B (41"H)
 PWS4830 48"x 30" \$365	A2EB322 + A2FEET30 A2EB333 + A2FEET30 A2EB222 + A2FEET30	HB6024	n/a	2 qty PAC-LEGTARC + 2 qty PAC-SB4	4 qty PAC-LEGPOST + 2 qty PAC-SB4	n/a
 PWS7224 72"x 24" \$425	A2EB322, A2EB333, A2EB222	HB6026	842FM6	2 qty PAC-LEGTARC + 1 qty PAC-SB6	4 qty PAC-LEGPOST + 1 qty PAC-SB6	n/a
 PWS6624 66"x 24" \$400	A2EB322, A2EB333, A2EB222	HB6025	842FM5	2 qty PAC-LEGTARC + 1 qty PAC-SB5	4 qty PAC-LEGPOST + 1 qty PAC-SB5	n/a
 PWS6024 60"x 24" \$335	A2EB322, A2EB333, A2EB222	HB6025	842FM5	2 qty PAC-LEGTARC + 1 qty PAC-SB5	4 qty PAC-LEGPOST + 1 qty PAC-SB5	n/a
 PWS4824 48"x 24" \$280	A2EB322, A2EB333, A2EB222	HB6024	842FM4	2 qty PAC-LEGTARC + 1 qty PAC-SB4	4 qty PAC-LEGPOST + 1 qty PAC-SB4	n/a
 PWS4224 42"x 24" \$260	A2EB333	n/a	842FMPZHR	2 qty PAC-LEGTARC	4 qty PAC-LEGPOST	n/a
 PWS3624 36"x 24" \$235	A2EB333	n/a	842FMPZHR	2 qty PAC-LEGTARC	4 qty PAC-LEGPOST	n/a
 PWS3024 30"x 24" \$225	A2EB333	n/a	842FMPZHR	2 qty PAC-LEGTARC	4 qty PAC-LEGPOST	n/a
 PWS2424 24"x 24" \$350 ^{2-pack}	n/a	n/a	n/a	2 qty PAC-LEGTARC	4 qty PAC-LEGPOST	n/a

Corner Worksurfaces & Transaction Counters

 PWS36CNR 36"x 36" \$400	A2EB333	n/a	n/a	n/a	n/a	n/a
 PWS42CNR 42"x 42" \$500	A2EB333	n/a	n/a	n/a	n/a	n/a
 PWS7214 72"x 14" \$250	n/a	n/a	n/a	n/a	4 qty PAC-LEGPOST + 1 qty PAC-SB6	n/a
 PWS6014 60"x 14" \$235	n/a	n/a	n/a	n/a	4 qty PAC-LEGPOST + 1 qty PAC-SB5	n/a

SIS Worksurfaces are not pre-drilled for attachment of any of the above bases. No hardware is included. Tops are 1" thick. Ganging hardware included on 842 Series Tops is not included on SIS worksurfaces. SIS discount applies to all worksurfaces. Bases shown are Casegoods discount.



Ascend II Electric Bases



PHAT Pneumatic Bases



Training Table Nesting/Flip-Top Bases



Pace T-Arc Legs



Pace Post Legs



Black Metal Base



SIS Support Legs



PH-SPEN24
3" diameter
Support Leg
\$145

PH-OLEG24
24"D O-Leg
\$275



Tuxedo in
in Slate Grey
See pages 67-71




White Nesting
Tables
See page 98



White & Color Combination
Tuxedo Tables
See page 67

CASEGOODS



TOWCHY-TYP119 in Cherry
See page 62

A336072SVS in
Slate Grey/
Silver Base
See page 91

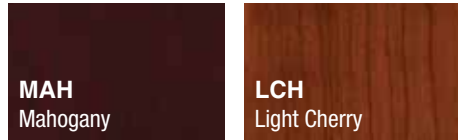


White Napa
See page 79-80



Kenwood features fluted hardwood edge design and select hardwood veneers. Each is book-matched and assembled in traditional fashion to develop the natural grain character. Complementing this careful craftsmanship are a warm Light Cherry and rich Mahogany finishes. Durable finishes feature subtle sheen created through multiple-step processes to achieve a unique level of sophistication. New glass modesty panels and glass door hutch add modern styling.

Finish Key



DESKS

<p>KEN-89-xxx Bow Desk Shell 72"x39"x29" CU:7.41 WT:192 List Price: \$1905</p>	<p>KEN-01-xxx Desk Shell 72"x36"x29" CU:6.81 WT:176 List Price: \$1815</p>	<p>KEN-02-xxx Desk Shell 66"x30"x29" CU:5.32 WT:137 List Price: \$1530</p>	<p>KENxxx-47 Bullet 72"x36"x29" CU:9.43 WT:150 Consists of: KEN-47T, KEN-41/47B List Price: \$1690</p>	<p>KENxxx-47GM Bullet Desk w/Glass 1/2 Modesty Panel 72"x36"x29" CU:8.31 WT:145 Consists of: KEN-47TGM, 41/47PSLVR List Price: \$1850</p>	<p>KENxxx-41L Left P-Top 72"x36"x29" CU:10.55 WT:154 Consists of: KEN-41TL, 41/47B List Price: \$950 *Phase Out*</p>	<p>KENxxx-41R Right P-Top 72"x36"x29" CU:10.55 WT:154 Consists of: KEN-41TR, 41/47B List Price: \$950 *Phase Out*</p>
--	--	--	--	---	--	---

RETURNS

<p>KENxxx-41LGM Left P-Top w/Glass 1/2 Modesty Panel 72"x36"x29" CU:9.5 WT:138.9 Consists of: KEN-41TLGM, 41/47P-SLVR List Price: \$995 *Phase Out*</p>	<p>KENxxx-41RGM Right P-Top w/Glass 1/2 Modesty Panel 72"x36"x29" CU:9.5 WT:138.9 Consists of: KEN-41TRGM, 41/47P-SLVR List Price: \$995 *Phase Out*</p>	<p>KEN-87L-xxx Left Corner Bow Desk 72"x30"/48"x29" CU:8.91 WT:170 List Price: \$2130</p>	<p>KEN-87R-xxx Right Corner Bow Desk 72"x30"/48"x29" CU:8.91 WT:170 List Price: \$2130</p>	<p>KEN-45-xxx Return Shell 48"x24"x29" CU:3.57 WT:79 List Price: \$920</p>	<p>KEN-96-xxx Return 42"x24"x29" CU:3.18 WT:73 List Price: \$805</p>	<p>KEN-92-xxx Return Shell 36"x24"x29" CU:2.76 WT:77 List Price: \$730</p>
---	--	---	--	--	--	--

BRIDGES

<p>KEN-70-xxx Bridge Shell 48"x24"x29" CU:2.87 WT:66 List Price: \$740</p>	<p>KEN-98-xxx Bridge 42"x24"x29" CU:2.57 WT:55 List Price: \$640</p>	<p>KEN-93-xxx Bridge 36"x24"x29" CU:2.25 WT:46 List Price: \$580</p>
--	--	--

CREDENZAS

<p>KEN-43-xxx Credenza Shell 72"x20"x29" CU:5.28 WT:119.0 List Price: \$1270</p>	<p>KEN-11-xxx Credenza Shell 66"x20"x29" CU:4.87 WT:104 List Price: \$1210</p>	<p>KEN-82L-xxx Left Corner Credenza 72"x36"x29" CU:6.81 WT:141 List Price: \$800 *Phase Out*</p>	<p>KEN-82R-xxx Right Corner Credenza 72"x36"x29" CU:6.81 WT:141 List Price: \$800 *Phase Out*</p>
--	--	--	---

Casegoods IN STOCK

PEDESTALS

<p>KEN-10-xxx Storage Credenza 72"x20"x29" CU:29.32 WT:251 List Price: \$3050 Ships Assembled</p>	<p>KEN-65-xxx BBF Ped-Desk 24.25"x15.5"x27" CU:7.99 WT:73 List Price: \$890 Ships Assembled</p>	<p>KEN-74-xxx FF Ped-Desk 24.25"x15.5"x27" CU:7.99 WT:73 List Price: \$890 Ships Assembled</p>	<p>KEN-66-xxx BBF Ped-Credenza/ Return 18.5"x15.5"x27" CU:6.22 WT:60 List Price: \$740 Ships Assembled</p>	<p>KEN-75-xxx FF Ped-Credenza/ Return 18.5"x15.5"x27" CU:6.22 WT:56 List Price: \$740 Ships Assembled</p>	<p>KEN-68-xxx Lateral File Ped 35"x18"x27" CU:13.05 WT:97 List Price: \$1555 Ships Assembled</p>	<p>KEN-69-xxx MultiFile Ped 32"x18"x27" CU:11.25 WT:88 List Price: \$1845 Not Available in LCH Ships Assembled</p>
---	---	--	--	---	--	--

ACCESSORIES

<p>KEN-14-xxx Keyboard Tray 26"x12" CU:0.62 WT:11 List Price: \$135</p>	<p>KEN-15-xxx Center Drawer 15"x20" CU:0.7 WT:8 List Price: \$110</p>	<p>NAP-GM Metallic Grommets (5-Pack) 2.5"x2.5"x1" CU:0.02 WT:1 List Price: \$95</p>	<p>LK1-GC Lock Core with Keys \$15 List KC-GC Change Key \$8 List KM-GC Master Key \$8 List</p>
---	---	---	--

HUTCHES

KENxxx-42
Overhead with Glass
Doors
72" x 14" x 42"
CU:8.8 WT:165.4
Consists of: KEN-44H, 4DG
List Price: **\$1945**

STORAGE & FILING

<p>KEN-13-xxx Storage Cabinet 37"x20"x29" CU:5.35 WT:110 List Price: \$1500</p>	<p>KEN-52-xxx Storage/Lateral File 37.5"x20"x71" CU:38.76 WT:148 List Price: \$4115 Ships Assembled</p>	<p>KEN-12-xxx Lateral File 37"x20"x29" CU:15.34 WT:143 List Price: \$1715 Ships Assembled</p>	<p>KEN-51-xxx Wardrobe/Storage 37.5"x20"x71" CU:10.92 WT:194 List Price: \$3230</p>	<p>KEN-55-xxx Bookcase/Open Hutch 36"x14"x42" CU:4.65 WT:104 List Price: \$1100</p>	<p>KEN-56-xxx 5-Shelf Bookcase 36"x14"x71" CU:7.15 WT:165 List Price: \$1690</p>
---	---	---	---	---	--

KENxxx-44
Overhead Storage
72" x 14" x 42"
CU:8.8 WT:165.4
Consists of: KEN-44H, 4DW
List Price: **\$1945**

RECEPTION

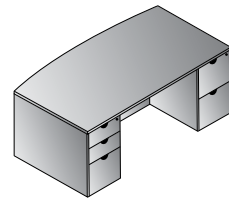
<p>KEN-122-xxx Reception Desk 72"x30"x42" CU:9.57 WT:243 List Price: \$2580</p>	<p>NAP-123 Glass Floating Top Fits KEN122 71"x17.5"x0.5" CU:1.92 WT:79 List Price: \$495</p>	<p>KEN-124-xxx Counter (for return #125) 60"x12.5" CU:1.46 WT:24 List Price: \$375</p>	<p>KEN-125-xxx Reception Return 42"x20"x42" CU:4.04 WT:93 List Price: \$1020</p>	<p>KEN-19-xxx Coffee Table 48"x24"x16" CU:4.16 WT:62 List Price: \$890</p>	<p>KEN-20-xxx End Table 24"x24"x20" CU:2.19 WT:42 List Price: \$615</p>
---	--	--	--	--	---

KEN-39-xxx
Overhead Storage
with Wood Doors
66"x14"x42"
CU:7.4 WT:152
List Price: **\$995**

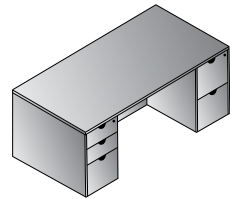
CONFERENCE

<p>KENxxx-58 Round Table 42"Dia.x30"H CU:13.4 WT:97 Consists of: KEN-58T, 58B List Price: \$1435</p>	<p>KENxxx-59 Round Table 48"Dia.x30"H CU:17.82 WT:107 Consists of: KEN-59T, 59/63B List Price: \$1690</p>	<p>KENxxx-35 Conference Table 72"x36"x30" CU:13.9 WT:185 Consists of: KEN-35T/S, 35B List Price: \$2160</p>	<p>KENxxx-60 Conference Table 96"x42"x30" CU:23.72 WT:200 Consists of: KEN-60T/S, 60/61/62B List Price: \$2445</p>	<p>KENxxx-61 Conference Table 120"x48"x30" CU:27.59 WT:271 Consists of: KEN-61T, 61S, 60/61/62B List Price: \$3445</p>	<p>KENxxx-62 Conference Table 144"x48"x30" CU:29.74 WT:306 Consists of: KEN-62T, 62S, 60/61/62B List Price: \$4185</p>
<p>KENxxx-63 Conference Table 168"x48"x30" CU:44 WT:387 Consists of: KEN-63T, 59/63B (3 qty.) List Price: \$5505</p>	<p>KEN-50-xxx 4 Door Credenza 72"x20"x29" CU:9.11 WT:201 List Price: \$2355</p>	<p>KEN-100-xxx Presentation Board 48"x48"x4" CU:8.76 WT:110 List Price: \$1720 Ships Assembled</p>	<p>NAPT B-3 Tackboard for NAP42/44 SON44, KEN42/44 65"x17.5" Black Fabric CU:1.12 WT:15 List Price: \$195</p>	<p>Tackboard Custom Fabric NAPT B- (Specify Fabric) Grade A \$250 Grade B \$280 Grade C \$310 Grade R \$340</p>	

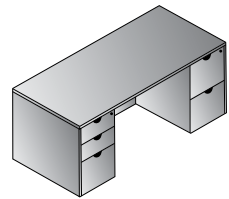
Casegoods IN STOCK



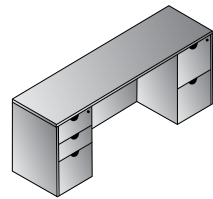
Bow Top Desk 72"x39"
KENxxx-TYP1
 23.7 cu. ft. 334 lbs.
 Consists of: KEN-89,65,74
\$3,685



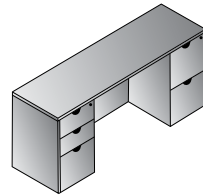
Double Pedestal Desk 72"x36"
KENxxx-TYP2
 21.6 cu. ft. 318.6 lbs.
 Consists of: KEN-01,65,74
\$3,595



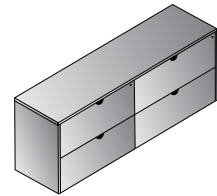
Double Pedestal Desk 66"x30"
KENxxx-TYP3
 20.1 cu. ft. 278.9 lbs.
 Consists of: KEN-02,65,74
\$3,310



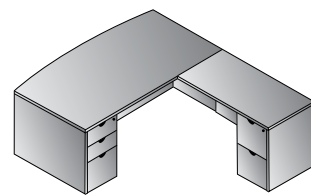
Kneespace Credenza 72"x20"
KENxxx-TYP5
 16.5 cu. ft. 234.7 lbs.
 Consists of: KEN-43,66,75
\$2,750



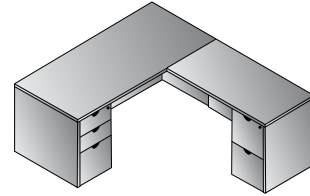
Kneespace Credenza 66"x20"
KENxxx-TYP6
 16.1 cu. ft. 219.3 lbs.
 Consists of: KEN-11,66,75
\$2,690



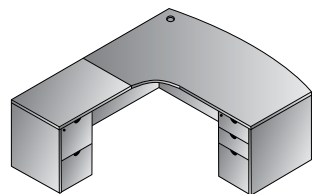
Double Lateral File Credenza 72"x20"
KENxxx-TYP7
 29.3 cu. ft. 313.0 lbs.
 Consists of: KEN-43,68,68
\$4,380



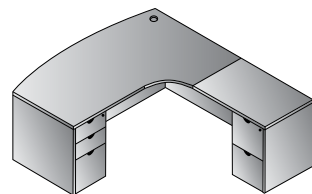
L Shape w/Bow Desk 72"x87"
KENxxx-TYP8
 25.6 cu. ft. 400.2 lbs.
 Consists of: KEN-89,65,45,75
\$4,455



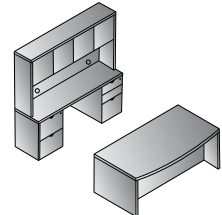
L Shape 66"x78"
KENxxx-TYP9
 22.0 cu. ft. 345.1 lbs.
 Consists of: KEN-02,65,45,75
\$4,080



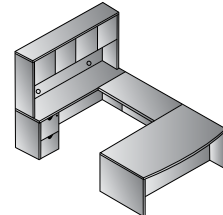
Left L Shape w/Curved Corner 72"x82"
KENxxx-TYP10L
 25.2 cu. ft. 381.5 lbs.
 Consists of: KEN-87L,65,92,75
\$4,490



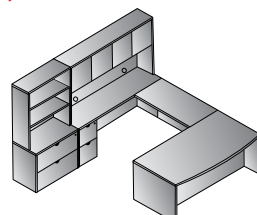
Right L Shape w/Curved Corner 72"x82"
KENxxx-TYP10R
 25.2 cu. ft. 381.5 lbs.
 Consists of: KEN-87R,65,92,75
\$4,490



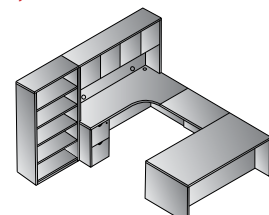
Executive Office
KENxxx-TYP11
 49 cu. ft. 734.1 lbs.
 Consists of: KEN-89,65,74,43, 66,75,44
 KEN44 Consists of: KEN-44H,4DW
\$8,380



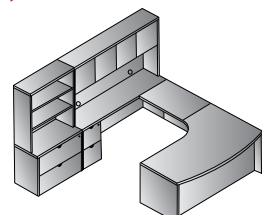
U Shape w/Hutch 72"x107"
KENxxx-TYP12
 38.7 cu. ft. 671.3 lbs.
 Consists of: KEN-89,65,70, 43,75,44
 KEN44 consists of: KEN-44H,4DW
\$7,490



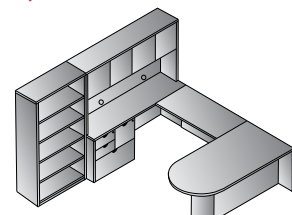
U w/Hutch + Storage 108"x107"
KENxxx-TYP13
 57.6 cu. ft. 918 lbs.
 Consists of: KEN-89,65,70,43,75,44,12,55
 KEN44 consists of: KEN-44H,4DW
\$10,305



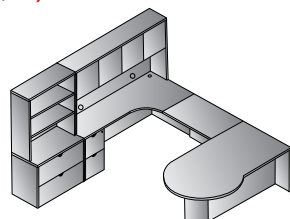
Left U + Bookcase 108"x108"
KENxxx-TYP14L
 46.5 cu. ft. 827.9 lbs.
 Consists of: KEN-01,65,93,82R,75,44,56
 KEN44 consists of: KEN-44H,4DW
\$8,460



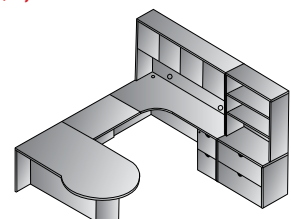
Left U w/Corner + Storage 108"x102"
KENxxx-TYP15L
 57.5 cu. ft. 881.7 lbs.
 Consists of: KEN-87L,65,93,43,75,44,12,55
 KEN44 consists of: KEN-44H,4DW
\$10,370



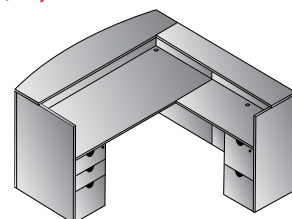
U w/Bullet + Bookcase 108"x104"
KENxxx-TYP16
 44.1 cu. ft. 748.4 lbs.
 Consists of: KEN-47,70,43,69,44,56
 KEN44 consists of: KEN-44H,4DW
 KEN47 consists of: KEN-47T,41/47B
\$9,180



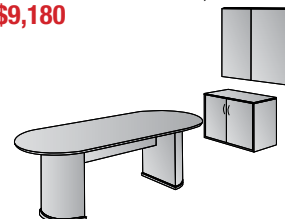
Left U w/P-Top + Storage 108"x114"
KENxxx-TYP17L
 53.7 cu. ft. 814.4 lbs.
 Consists of: KEN-41R,93,82R, 75,44,12,55
 KEN44 consists of: KEN-44H,4DW
 KEN41R consists of: KEN-41TR,41/47B
\$7,830



Right U w/P-Top + Storage 108"x114"
KENxxx-TYP17R
 53.7 cu. ft. 814.4 lbs.
 Consists of: KEN-41L,93,82L, 75,44,12,55
 KEN44 consists of: KEN-44H,4DW
 KEN41L consists of: KEN-41TL,41/47B
\$7,830



Reception Station 72"x72"x43"H
KENxxx-TYP19
 28.2 cu. ft. 487.9 lbs.
 Consists of: KEN-122,65,125,75,124
\$5,605



Conference Group 3-Pcs.
KENxxx-TYP20
 35.6 cu. ft. 421 lbs.
 Consists of: KEN-60,13,100
 KEN60 consists of: KEN-60T/S,60/61/62B
\$5,665

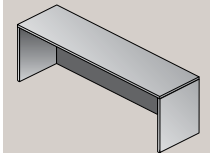
Our most extensive offering, Sonoma complements contemporary environments with soft radius edges, compound-curved corners and several curved components, such as P-Tops, half-cylinder table bases, round and racetrack tables. All conference tables feature 2" thick tops. Work surfaces and end panels are 1-1/8" thick. Edges and corners are solid hardwood carefully crafted to match select hardwood veneers, presented in Dark Cherry stain. Medium sheen finishes from multiple-step processes provide executive appearance and lasting durability.



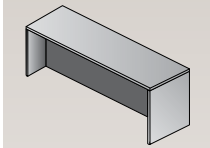
Finish Key
 CHY - Dark Cherry



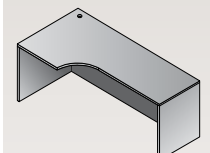
CREDENZAS



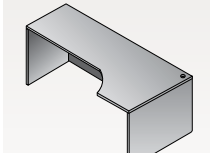
SON-43 Credenza Shell
 72"x20"x29"
 CU:5.38 WT:121
List Price: \$1270



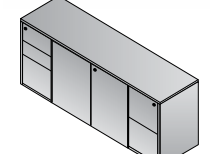
SON-11 Credenza Shell
 66"x20"x29"
 CU:4.97 WT:16
List Price: \$1210



SON-82L Left Corner Credenza
 72"x36"x29"
 CU:7.14 WT:146
List Price: \$1725

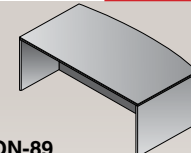


SON-82R Right Corner Credenza
 72"x36"x29"
 CU:7.14 WT:146
List Price: \$1725

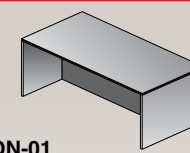


SON-10 Storage Credenza
 72"x20"x29"
 CU:29.86 WT:252
List Price: \$3050
 Ships Assembled

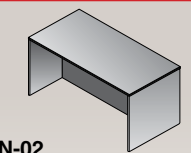
DESKS



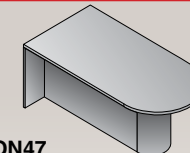
SON-89 Bow Desk Shell
 72"x39"x29"
 CU:7.76 WT:194
List Price: \$1905



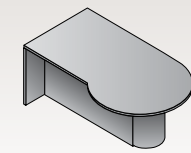
SON-01 Desk Shell
 72"x36"x29"
 CU:5.32 WT:180
List Price: \$1815



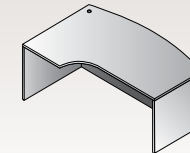
SON-02 Desk Shell
 66"x30"x29"
 CU:5.32 WT:139
List Price: \$1530



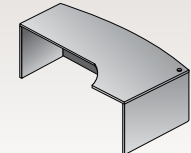
SON47 Bullet
 72"x36"x29"
 CU:10.3 WT:149.9
 Consists of: SON-47T,41/47B
List Price: \$800
 Phase Out



SONCHY-41L Left P-Top
 72"x36"/42"x29"
 CU:11.5 WT:154.3
 Consists of: SON-41L,41/47B
List Price: \$950
 Phase Out

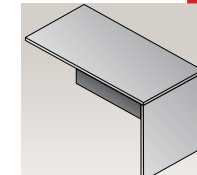


SON-87L Left Corner Bow Desk
 72"x30"/48"x29"
 CU:9.34 WT:175
List Price: \$2130

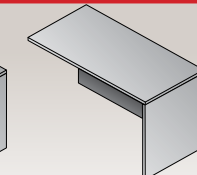


SON-87R Right Corner Bow Desk
 72"x30"/48"x29"
 CU:9.34 WT:175
List Price: \$2130

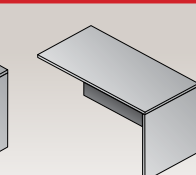
RETURNS



SON-45 Return Shell
 48"x24"x29"
 CU:3.74 WT:82
List Price: \$920

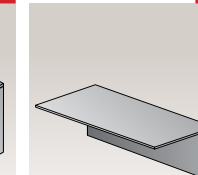


SON-96 Return
 42"x24"x29"
 CU:3.33 WT:75
List Price: \$805

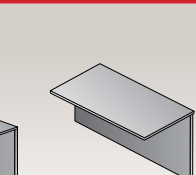


SON-92 Return Shell
 36"x24"x29"
 CU:2.89 WT:79
List Price: \$730

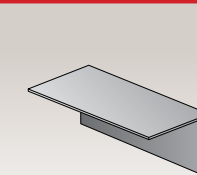
BRIDGES



SON-70 Bridge Shell
 48"x24"x29"
 CU:2.87 WT:66
List Price: \$740

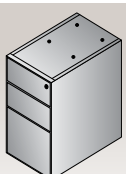


SON-93 Bridge
 36"x24"x29"
 CU:2.25 WT:46
List Price: \$580

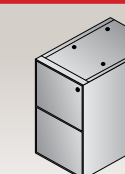


SON-98 Bridge
 42"x24"x29"
 CU:2.57 WT:55
List Price: \$640

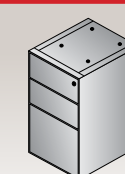
PEDESTALS



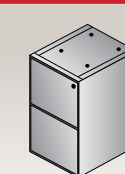
SON-65 BBF Ped-Desk
 15.5"x24"x27"
 CU:7.99 WT:73
List Price: \$890
 Ships Assembled



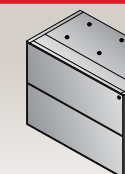
SON-74 FF Ped-Desk
 15.5"x24"x27"
 CU:7.99 WT:69
List Price: \$890
 Ships Assembled



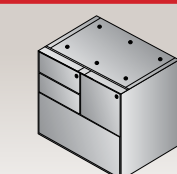
SON-66 BBF Ped-Credenza/Return
 15.5"x18"x27"
 CU:6.22 WT:60
List Price: \$740
 Ships Assembled



SON-75 FF Ped-Credenza/Return
 15.5"x18"x27"
 CU:6.22 WT:56
List Price: \$740
 Ships Assembled

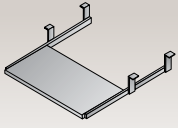


SON-68 Lateral File Ped
 35"x18"x27"
 CU:12.91 WT:95
List Price: \$1,555
 Ships Assembled

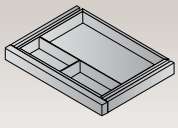


SON-69 MultiFile Ped
 32"x18"x27"
 CU:12.02 WT:94
List Price: \$1,845
 Ships Assembled

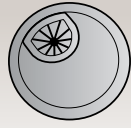
ACCESSORIES




SON-14
Keyboard Tray
26"x12"
CU:0.62 WT:11.0
List Price: \$135



SON-15
Center Drawer
20"x15"
CU:0.7 WT:8
List Price: \$110

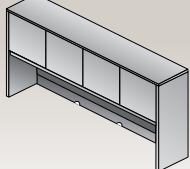


NAP-GM
Metallic Grommets (5-Pack)
2.5"x2.5"x1"
CU:0.02 WT:1
List Price: \$95



LK1-GC
Lock Core with Keys
\$15 List
KC-GC Change Key
\$8 List
KM-GC Master Key
\$8 List

HUTCH

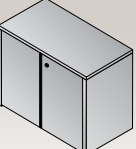


SON-44
Overhead Storage
72"x14"x42"
CU:8.18 WT:164
List Price: \$1945

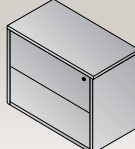
NAPT-B-3
Tackboard for NAP42/44
SON44, KEN42/44
65"x17.5"
Black Fabric
CU:1.12 WT:15
List Price: \$195

Tackboard
Custom Fabric
NAPT-B
(Specify Fabric)
Grade A \$250
Grade B \$280
Grade C \$310
Grade R \$340

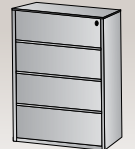
STORAGE & FILING




SON-13
Storage Cabinet
37"x20"x29"
CU:5.25 WT:111
List Price: \$1500




SON-12
Lateral File
37"x20"x29"
CU:15.71 WT:146
List Price: \$1715
Ships Assembled



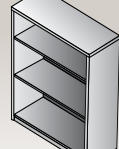
SON-109
Four-Drawer Lateral File
37"x20"x56"
CU:29.74 WT:231
List Price: \$3600
Ships Assembled



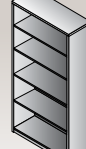
SON-52
Storage/File
37"x19"x70"
CU:38.07 WT:152
List Price: \$4115
Ships Assembled



SON-51
Wardrobe/Storage
37"x19"x70"
CU:10.92 WT:197
List Price: \$3230

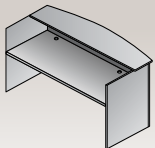


SON-55
Bookcase/Open Hutch
36"x14"x42"
CU:4.82 WT:105
List Price: \$1100

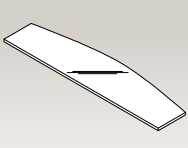


SON-56
5-Shelf Bookcase
36"x14"x70"
CU:7.5 WT:168
List Price: \$1690

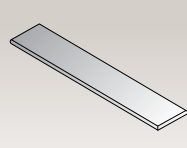
RECEPTION



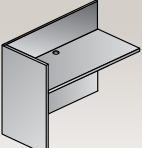
SON-122
Reception Desk
72"x30"/36"x43"
CU:9.99 WT:243
List Price: \$2580



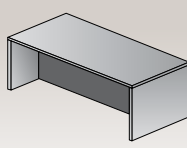
NAP-123
Glass Floating Top
Fits SON-122
71"x17.5"x0.5"
CU:1.92 WT:79
List Price: \$495



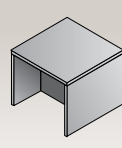
SON-124
Counter
(for return #125)
60"x12.5"
CU:1.46 WT:24
List Price: \$375



SON-125
Reception Return
42"x20"x42"
CU:4.08 WT:93
List Price: \$1020

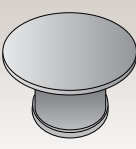


SON-19
Coffee Table
48"x24"x16"
CU:3.27 WT:64
List Price: \$890

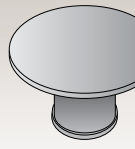


SON-20
End Table
24"x24"x20"
CU:2.19 WT:44
List Price: \$615

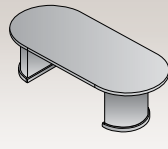
CONFERENCE



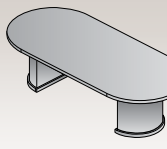
SON58
Round Table
42"Dia.x30"H
CU:13.3 WT:100.3
Consists of: SON-58T,58B
List Price: \$1435



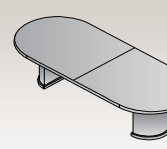
SON59
Round Table
48"Dia.x30"H
CU:17.8 WT:109.6
Consists of: SON-59T,59/63B
List Price: \$1690



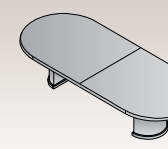
SON35
Conference Table
72"x36"x30"
CU:15.6 WT:210.1
Consists of: SON-35T/S,35B
List Price: \$2160



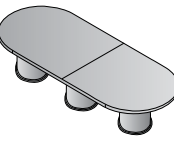
SON60
Conference Table
96"x42"x30"
CU:23.9 WT:205.5
Consists of: SON-60T/S,60/61/62B
List Price: \$2445



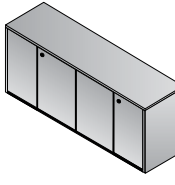
SON61
Conference Table
120"x48"x30"
CU:23.5 WT:275.6
Consists of: SON-61T,61S,60/61/62B
List Price: \$3445



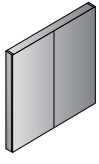
SON62
Conference Table
144"x48"x30"
CU:25.5 WT:310.9
Consists of: SON-62T,62S,60/61/62B
List Price: \$4185



SON63
Conference Table
168"x48"x30"
CU:50.6 WT:394.8
Consists of: SON-63T,59/63B (3 qty.)
List Price: \$5505



SON-50
4 Door Credenza
72"x20"x29"
CU:9.36 WT:202
List Price: \$2355




SON-100
Presentation Board
48"x48"x4"
CU:8.76 WT:110
List Price: \$1720
Ships Assembled



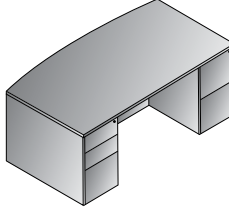
SON-109



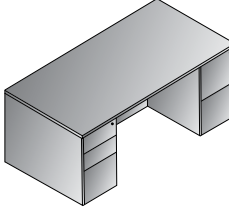
SON-51



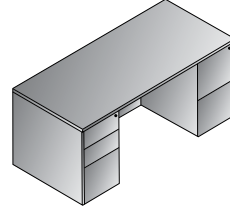
SON-52



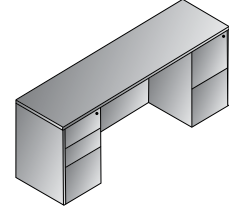
Bow Top Desk 72"x39"
SON-TYP1
22 cu. ft. 336.2 lbs.
Consists of: SON-89,65,74
\$3,685



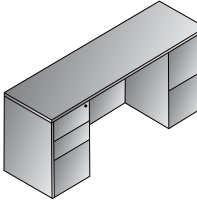
Double Pedestal Desk 72"x36"
SON-TYP2
21.4 cu. ft. 321.9 lbs.
Consists of: SON-01,65,74
\$3,595



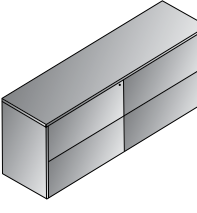
Double Pedestal Desk 66"x30"
SON-TYP3
19.8 cu. ft. 281.1 lbs.
Consists of: SON-02,65,74
\$3,310



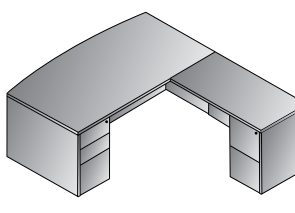
Kneespace Credenza 72"x20"
SON-TYP5
16.6 cu. ft. 233.7 lbs.
Consists of: SON-43,66,75
\$2,750



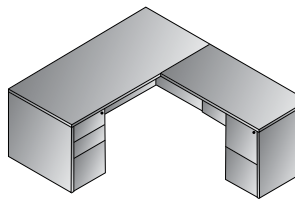
Kneespace Credenza 66x20
SON-TYP6
16.2 cu. ft. 218.2 lbs.
Consists of: SON-11,66,75
\$2,690



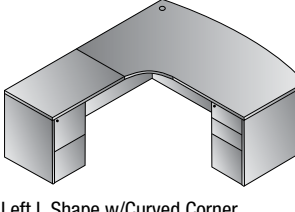
Double Lateral File Credenza 72"x20"
SON-TYP7
28.8 cu. ft. 310.9 lbs.
Consists of: SON-43,68,68
\$4,380



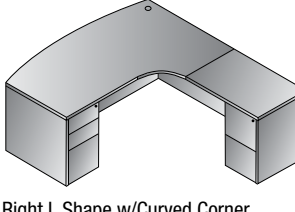
L Shape w/Bow Top Desk 72"x87"
SON-TYP8
24.2 cu. ft. 404.6 lbs.
Consists of: SON-89,65,45,75
\$4,455



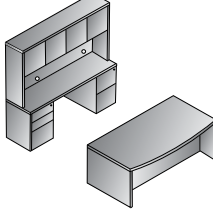
L Shape 66"x78"
SON-TYP9
22 cu. ft. 349.5 lbs.
Consists of: SON-02,65,45,75
\$4,080



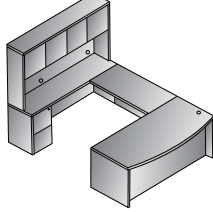
Left L Shape w/Curved Corner 72"x82"
SON-TYP10L
24.9 cu. ft. 383.7 lbs.
Consists of: SON-87L,65,92,75
\$4,490



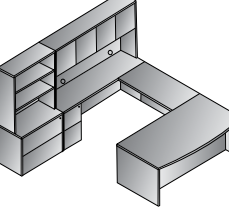
Right L Shape w/Curved Corner 72"x82"
SON-TYP10R
24.9 cu. ft. 383.7 lbs.
Consists of: SON-87R,65,92,75
\$4,490



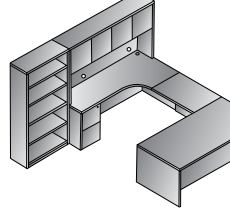
Executive Office
SON-TYP11
46.6 cu. ft. 734.1 lbs.
Consists of: SON-89,65,74,43, 66,75,44
\$8,380



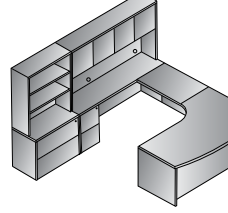
U Shape w/Hutch 72"x107"
SON-TYP12
36.9 cu. ft. 674.6 lbs.
Consists of: SON-89,65,70, 43,75,44
\$7,490



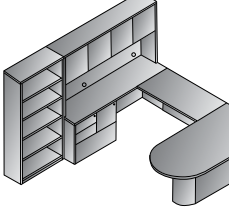
U w/Hutch + Storage 108"x107"
SON-TYP13
55.6 cu. ft. 924.8 lbs.
Consists of: SON-89,65,70, 43,75,44, 12,55
\$10,305



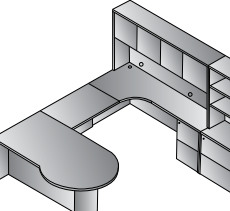
Left U Bookcase 108"x108"
SON-TYP14L
45.2 cu. ft. 832.3 lbs.
Consists of: SON-01,65,93,82R, 75,44,56
\$9,385



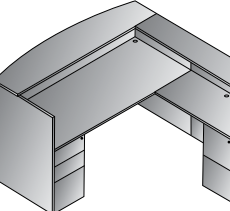
Left U w/Corner + Storage 108"x102"
SON-TYP15L
56.7 cu. ft. 886.3 lbs.
Consists of: SON-87L,65,93, 43,75,44,12,55
\$10,370



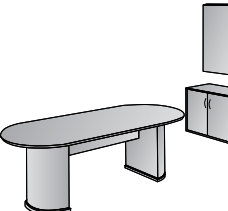
U w/Bullet + Bookcase 108"x104"
SON-TYP16
45.3 cu. ft. 761.9 lbs.
Consists of: SON-47,70,43, 69,44,56
SON47 consists of: SON-47T,41/47B
\$8,290



Right U w/P-Top + Storage 108"x114"
SON-TYP17R
53.3 cu. ft. 816.7 lbs.
Consists of: SON-41L,93,82L,75,44,12,55
SON41L consists of: SON-41TL,41/47B
\$8,755



Reception Station 72"x72"x43"H
SON-TYP19
26.7 cu. ft. 487.9 lbs.
Consists of: SON-122,65,125, 75,124
\$5,605




Conference Group 3-Pcs.
SON-TYP20
34.8 cu. ft. 427.3 lbs.
Consists of: SON-60,13,100
SON60 consists of: SON-60T/S,60/61/62B
\$5,665



TOW-TYP2, TYP5, 84, 12 and 53

Finish Key

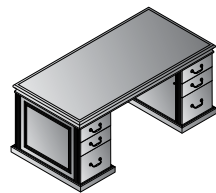
CHY - Royal Cherry



Unique parquet design veneer on all worksurfaces exemplifies time-honored, tradition of wood craftsmanship.

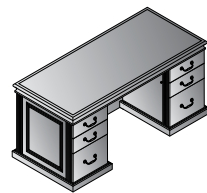
TOWNSEND blends the heritage of traditional designs with modern office function in select walnut veneers and Royal Cherry finish. Unique parquet design tops and 3"-thick shaped edge profile are further complemented with solid wood picture-frame molding, wood veneer base trim and decorative pilasters.

Modern conveniences include integral, felt-lined center drawer in all desks. Standard keyboard tray and wire management on returns, bridge and double pedestal credenza. Hutch with wire passage near worksurface and light valance. Single-key, side-locking pedestals with matching finish drawer interiors. Box and center drawers felt-lined. Desk pedestals are box/box/file. Return/credenza pedestals are file/file. All file drawers are full-extension, ball-bearing slides with Legal/Letter filing.



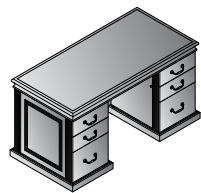
Double Pedestal Desk 72x36x30H
TOWCHY-TYP2 \$3,820
42.3 cu. ft. 310.9 lbs.

Consists of:
TOW-01
72x36 Desk Top/Mod Set
9.91 cu. ft. 144 lbs. \$1,320
TOW-65L
Left BBF Pedestal for TOW01
11.58 cu. ft. 91 lbs. \$1,250
TOW-65R
Right BBF Pedestal for TOW01
11.58 cu. ft. 91 lbs. \$1,250



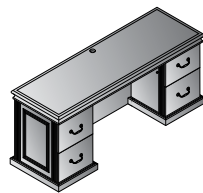
Double Pedestal Desk 66x30x30H
TOWCHY-TYP3 \$3,630
34.6 cu. ft. 304.2 lbs.

Consists of:
TOW-02
66x30 Desk Top/Mod Set
7.72 cu. ft. 127.9 lbs. \$1,190
TOW-63L
Left BBF Pedestal for TOW02/03
9.6 cu. ft. 81 lbs. \$1,220
TOW-63R
Right BBF Pedestal for TOW02/03
9.6 cu. ft. 81 lbs. \$1,220



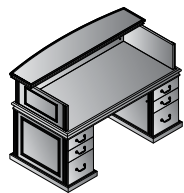
Double Pedestal Desk 60x30x30H
TOWCHY-TYP4 \$3,490
33.6 cu. ft. 280.0 lbs.

Consists of:
TOW-03
60x30 Desk Top/Mod Set
7.05 cu. ft. 103.6 lbs. \$1,050
TOW-63L
Left BBF Pedestal for TOW02/03
9.6 cu. ft. 81 lbs. \$1,220
TOW-63R
Right BBF Pedestal for TOW02/03
9.6 cu. ft. 81 lbs. \$1,220



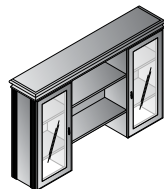
Double Pedestal Credenza 72x24x30H
TOWCHY-TYP5 \$3,110
31.3 cu. ft. 255.7 lbs.

Consists of:
TOW-43
72x24 Credenza Top/Mod Set
12.7 cu. ft. 105.8 lbs. \$1,260
TOW-75L
Left FF Pedestal for TOW043/45
7.68 cu. ft. 74 lbs. \$925
TOW-75R
Right FF Pedestal for TOW43/45
7.68 cu. ft. 74 lbs. \$925



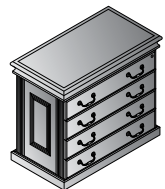
Reception Desk 72x37x45.5H
TOWCHY-TYP119 \$4,965
50.4 cu. ft. 410.1 lbs.

Consists of:
TOW-01
72x36 Desk Top/Mod Set
9.91 cu. ft. 144 lbs. \$1,320
TOW-65L
Left BBF Pedestal for TOW01
11.58 cu. ft. 91 lbs. \$1,250
TOW-65R
Right BBF Pedestal for TOW01
11.58 cu. ft. 91 lbs. \$1,250
TOW-126
72x37x15.5H Reception Station
5.48 cu. ft. 99.2 lbs. \$1,145



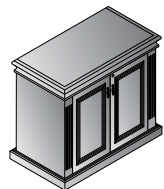
Overhead Storage Hutch 72x15x45H
TOWCHY-84 \$2,975
29.7 cu. ft. 231.5 lbs.

Ships in 2 cartons:
TOW-84A
(2) Towers + Back Panel
17.47 cu. ft. 147 lbs. \$1,885
TOW-84B
Top + (2) Shelves
4.59 cu. ft. 76 lbs. \$1,090



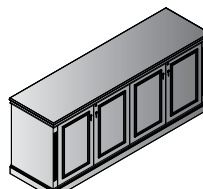
2-Drawer Lateral File 36x20x30H
TOW-12-CHY \$1,815
16.16 cu. ft. 144 lbs.

Ships Assembled in 1 cartons



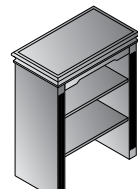
2-Door Storage Cabinet 36x20x30H
TOW-13-CHY \$1,420
16.16 cu. ft. 126 lbs.

Ships Assembled in 1 cartons



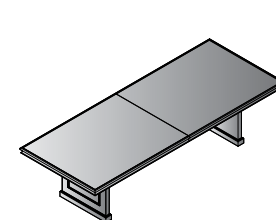
4-Door Credenza 72x20x30H
TOW-50-CHY \$3,775
31.66 cu. ft. 227 lbs.

Ships assembled in 1 cartons



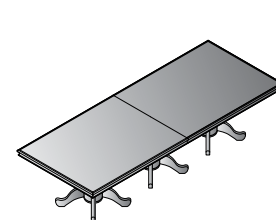
Open Hutch 36x20x45H
TOW-53-CHY \$1,295
6.28 cu. ft. 138 lbs.

Fits TOW-12 & TOW-13



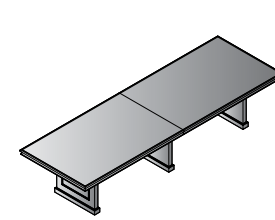
Rectangular Table 120x48x30H
TOW-61-CHY \$4,750
28.2 cu. ft. 418.9 lbs.

Ships in 3 cartons:
TOW-61T Top (2-piece)
14.16 cu. ft. 220 lbs.
TOW-61S Stretchers (2)
2.2 cu. ft. 79.4 lbs.
TOW-60/61B Base (set of 2 Legs)
3.07 cu. ft. 114.6 lbs.



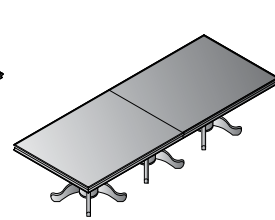
Rectangular Table w/Queen Anne Base 120x48x30H
TOW-61Q-CHY \$4,940
23.5 cu. ft. 357.1 lbs.

Ships in 4 cartons:
TOW-61T Top (2-piece)
14.16 cu. ft. 220 lbs.
TOW-QAB Base (3 qty)
12.21 cu. ft. 49 lbs.
Queen Anne Base (assembly required)



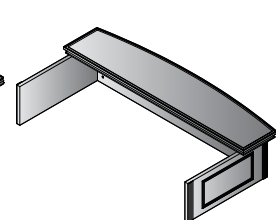
Rectangular Table 144x48x30H
TOW-62-CHY \$6,250
32.8 cu. ft. 421.1 lbs.

Ships in 2 cartons:
TOW-62T/S Top (2-piece) & Stretchers (4)
18.47 cu. ft. 334 lbs.
TOW-62B Base (Set of 3 Legs)
5.72 cu. ft. 93 lbs.



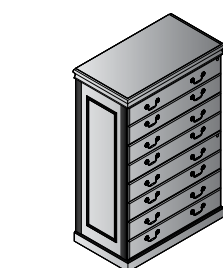
Rectangular Table w/Queen Anne Base 144x48x30H
TOW-62Q-CHY \$6,625
29.3 cu. ft. 410.1 lbs.

Ships in 4 cartons:
TOW-62T/S Top (2-piece) & Stretchers (4)
18.47 cu. ft. 334 lbs.
TOW-QAB Base (3 qty)
12.21 cu. ft. 49 lbs.
Queen Anne Base (assembly required)



Reception Station 72x37x15.5H
TOW-126-CHY \$1,145
5.48 cu. ft. 99.2 lbs.

Fits 72"x36" Desks



4-Drawer Lateral File 36x20x54H
TOW-109-CHY \$3,330
27.87 cu. ft. 216 lbs.

Ships assembled in 1 cartons



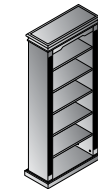
TWN300L-3 Executive Leather Chair w/Royal Cherry Wood Finish Arms & Base, Integral Headrest & Tufted Back

Overall Size: 26W x 30D x 37.25H
Seat: 20W x 20D x 4.5T **Seat Range: 18.5 -21**
Back: 20W x 26.5H x 4.5T
Arms to Floor: 27.5 **Carton Wt: 61** **UPS Wt: 155**
Carton: 27L x 42W x 28H **Cube: 18.3**
Options: CG50, SW70
Features: 1, 4, 6, 8, 9 **Control: Knee Tilt**
Notes: UPSable, Oversized Package Available in New Jersey only.

Fabric	List Price
Top Grain Leather with Royal Cherry Finish	\$990.00

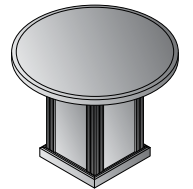


TOW-61Q-CHY 120"x48" Conference Table w/Queen Anne Legs & TWN300L-3 Townsend Leather Chair



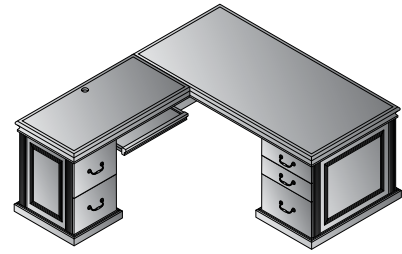
6-Shelf Bookcase 32x14x75H
TOW-56-CHY \$1,820
8.2 cu. ft. 164 lbs.

2 Fixed (Middle, Bottom) & 4 Adjustable Shelves



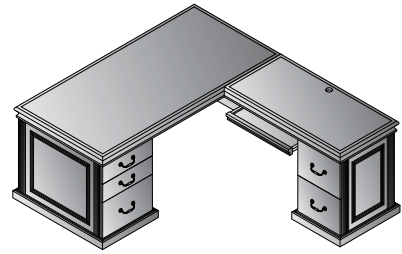
Round Table 48"Dia.x30"H
TOW-59-CHY \$1,765
17.5 cu. ft. 136.7 lbs.

Ships in 2 cartons:
TOW-59T 48" Round Top
7.01 cu. ft. 91 lbs.
TOW-59B Square Base
6.98 cu. ft. 46.3 lbs.



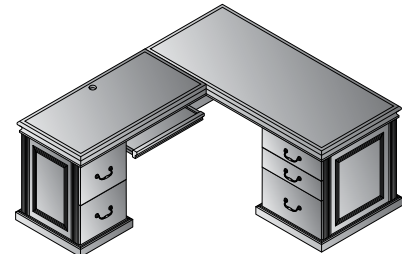
L-Shape with Left Return 72"x84"
TOWCHY-TYP8L **\$5,135**
 42.6 cu. ft. 346.1 lbs.

- Consists of:
- TOW-01R** 72x36x30H Right DeskTop/Mod Set 13.22 cu. ft. 164 lbs. \$1,710
 - TOW-64R** Right BBF Pedestal for TOW01R 13.51 cu. ft. 125 lbs. \$1,575
 - TOW-45L** Left Return Top/Mod Set 48x24x30H 5.6 cu. ft. 87 lbs. \$925
 - TOW-75L** Left FF Pedestal for TOW043/45 7.68 cu. ft. 74 lbs. \$925



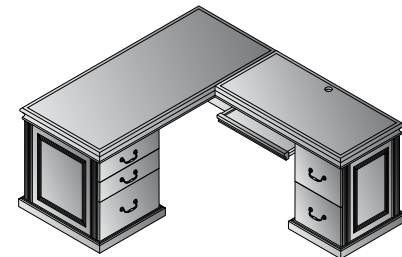
L-Shape with Right Return 72"x84"
TOWCHY-TYP8R **\$5,135**
 42.6 cu. ft. 346.1 lbs.

- Consists of:
- TOW-01L** 72x36x30H Left Desk Top/Mod Set 13.22 cu. ft. 164 lbs. \$1,710
 - TOW-64L** Left BBF Pedestal for TOW01L 13.51 cu. ft. 125 lbs. \$1,575
 - TOW-45R** Right Return Top/Mod Set 48x24x30H 5.6 cu. ft. 87 lbs. \$925
 - TOW-75R** Right FF Pedestal for TOW043/45 7.68 cu. ft. 74 lbs. \$925



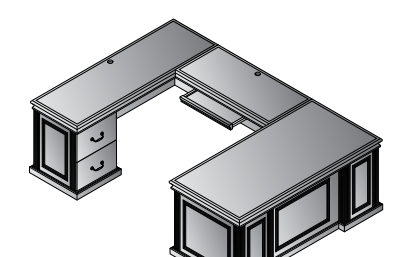
L-Shape with Left Return 66"x78"
TOWCHY-TYP9L **\$4,530**
 36.1 cu. ft. 310.9 lbs.

- Consists of:
- TOW-02R** 66x30x30H Right Desk Top/Mod Set 10.29 cu. ft. 132 lbs. \$1,360
 - TOW-62R** Right BBF Pedestal for TOW02R 13.4 cu. ft. 97.0 lbs. \$1,320
 - TOW-45L** Left Return Top/Mod Set 48x24x30H 5.6 cu. ft. 87 lbs. \$925
 - TOW-75L** Left Pedestal for TOW043/45 7.68 cu. ft. 74 lbs. \$925



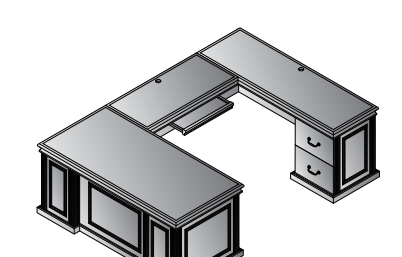
L-Shape with Right Return 66"x78"
TOWCHY-TYP9R **\$4,530**
 36.1 cu. ft. 310.9 lbs.

- Consists of:
- TOW-02L** 66x30x30H Left Desk Top/Mod Set 10.29 cu. ft. 132 lbs. \$1,360
 - TOW-62L** Left BBF Pedestal for TOW02L 11.2 cu. ft. 116 lbs. \$1,320
 - TOW-45R** Right Return Top/Mod Set 48x24x30H 5.6 cu. ft. 87 lbs. \$925
 - TOW-75R** Right Pedestal for TOW043/45 7.68 cu. ft. 74 lbs. \$925



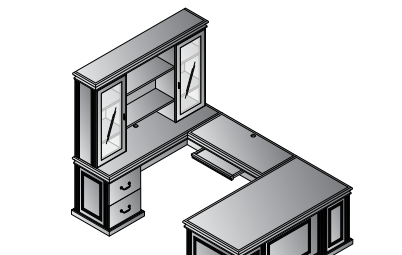
U-Shape with Left Bridge 72"x108"
TOWCHY-TYP22L **\$6,975**
 68.9 cu. ft. 546.7 lbs.

- Consists of:
- TOW-01R** 72x36x30H Right DeskTop/Mod Set 17.8 cu. ft. 134.5 lbs. \$1,710
 - TOW-64R** Right BBF Pedestal for TOW01R 13.51 cu. ft. 125 lbs. \$1,575
 - TOW-70** Bridge 48x24x30H 6.35 cu. ft. 92 lbs. \$1,115
 - TOW-43L** 72x24x30H Left Credenza Top/Mod Set 10.13 cu. ft. 123 lbs. \$1,250
 - TOW-78L** Left FF Pedestal for TOW043L 8.96 cu. ft. 100 lbs. \$1,325



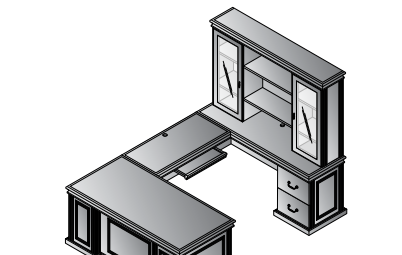
U-Shape with Right Bridge 72"x108"
TOWCHY-TYP22R **\$6,975**
 68.9 cu. ft. 546.7 lbs.

- Consists of:
- TOW01L** 72x36x30H Left DeskTop/Mod Set 17.8 cu. ft. 134.5 lbs. \$1,710
 - TOW-64L** Left BBF Pedestal for TOW01L 13.51 cu. ft. 125 lbs. \$1,575
 - TOW-70** Bridge 48x24x30H 6.35 cu. ft. 92 lbs. \$1,115
 - TOW-43R** 72x24x30H Right Credenza Top/Mod Set 10.13 cu. ft. 123 lbs. \$1,250
 - TOW-78R** Right FF Pedestal for TOW043R 8.96 cu. ft. 100 lbs. \$1,325



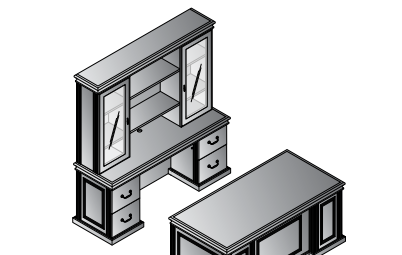
U-Shape with Left Bridge + Hutch 72"x108"
TOWCHY-TYP12L **\$9,950**
 98.6 cu. ft. 778.2 lbs.

- Consists of: (7 cartons)
- TOW-01R** 72x36x30H Right DeskTop/Mod Set 13.22 cu. ft. 164 lbs. \$1,710
 - TOW-64R** Right BBF Pedestal for TOW01R 13.51 cu. ft. 125 lbs. \$1,575
 - TOW-70** Bridge 48x24x30H 6.35 cu. ft. 92 lbs. \$1,115
 - TOW-43L** 72x24x30H Left Credenza Top/Mod Set 10.13 cu. ft. 123 lbs. \$1,250
 - TOW-78L** Left FF Pedestal for TOW043L 8.96 cu. ft. 100 lbs. \$1,325
 - TOW-84** Overhead Storage Hutch 72x15x45H 26.2 cu. ft. 231.5 lbs. \$2,975
 Consists of TOW-84A, TOW-84B



U-Shape with Right Bridge + Hutch 72"x108"
TOWCHY-TYP12R **\$9,950**
 98.6 cu. ft. 778.2 lbs.

- Consists of: (7 cartons)
- TOW-01L** 72x36x30H Left DeskTop/Mod Set 13.22 cu. ft. 164 lbs. \$1,710
 - TOW-64L** Left BBF Pedestal for TOW01L 13.51 cu. ft. 125 lbs. \$1,575
 - TOW-70** Bridge 48x24x30H 6.35 cu. ft. 92 lbs. \$1,115
 - TOW-43R** 72x24x30H Right Credenza Top/Mod Set 10.13 cu. ft. 123 lbs. \$1,250
 - TOW-78R** Right FF Pedestal for TOW043L 8.96 cu. ft. 100 lbs. \$1,325
 - TOW-84** Overhead Storage Hutch 72x15x45H 26.2 cu. ft. 231.5 lbs. \$2,975
 Consists of TOW-84A, TOW-84B



Executive Office
TOWCHY-TYP11 **\$9,905**
 103.3 cu. ft. 798.1 lbs.

- Consists of: (8 cartons)
- TOW-TYP2** 72x36x30H Double Pedestal Desk 42.3 cu. ft. 310.9 lbs. \$3,820
 - TOW-TYP5** 72x24x30H Double Pedestal Credenza 31.3 cu. ft. 255.7 lbs. \$3,110
 - TOW-84** Overhead Storage Hutch 72x15x45H 26.2 cu. ft. 231.5 lbs. \$2,975
 Consists of TOW-84A, TOW-84B



Modular table components allow you to build tables as long as you want!



Rectangular Tops (Sold 1/Carton)

- SON-103** 3' Top 36W x 27D Wt: 49 Cu: 3.03 **List: \$630**
- SON-104** 4' Top 48W x 27D Wt: 65 Cu: 3.99 **List: \$925**
- SON-105** 5' Top 60W x 27D Wt: 82 Cu: 4.92 **List: \$1140**
- SON-106** 6' Top 72W x 27D Wt: 97 Cu: 1.86 **List: \$1400**



- SON-116-2** Half-Round Table Ends (Set of 2) 63W x 31D Wt: 158 Cu: 7.43 **List: \$1910**



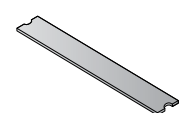
- SON-102-2** Legs (Set of 2) Wt: 54.0 Cu: 1.64 **List: \$630**



- COVER PANELS** Black Faux Leather
- CP1** Cover Panels for Half-Round Ends (Set of 2) Wt: 2 Cu: 0.05 **List: \$38**



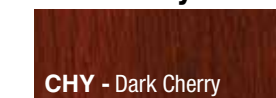
- CP3** 3' Wide Cover Panel Wt: 6 Cu: 0.21 **List: \$80**
- CP4** 4' Wide Cover Panel Wt: 8 Cu: 0.29 **List: \$125**
- CP5** 5' Wide Cover Panel Wt: 9 Cu: 0.35 **List: \$155**
- CP6** 6' Wide Cover Panel Wt: 11 Cu: 0.42 **List: \$190**



Includes built-in center cord-drop area shown without cover panels.
 Optional cover panels shown in photo at top of page.

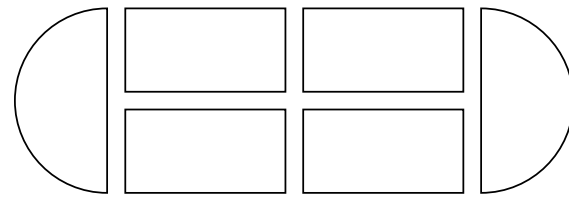
- Choose from 4 widths of rectangular tops and configure to infinite number of sizes
- Requires half-round table ends (63"x31") at each end
- Requires one Leg for each top connection and for each table end
- Standard 63" wide with built-in center cord-drop
- Optional Cover Panels enclose the center area; feature black faux leather
- See Configuration Guide on page 66

Finish Key



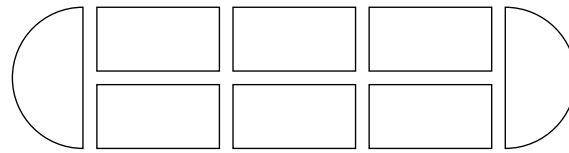
CHY - Dark Cherry

Configuration Guide



15' Table
List Price: \$8,990
 704 lb. 29.1 cu ft
 Consists of:
(4) SON-105
 5' Top 60W x 27D
(4) SON-102-2
 Legs (Set of 2)
(1) SON-116-2
 Half-Round Table Ends
 (Set of 2) 63W x 31D

17' Table
List Price: \$10,030
 765.6 lb. 31.5 cu ft
 Consists of:
(4) SON-106
 6' Top 72W x 27D
(4) SON-102-2
 Legs (Set of 2)
(1) SON-116-2
 Half-Round Table Ends
 (Set of 2) 63W x 31D



16' Table
List Price: \$10,020
 794.2 lb. 32.6 cu ft
 Consists of:
(4) SON-104
 4' Top 48W x 27D
(2) SON-103
 3' Top 36W x 27D
(5) SON-102-2
 Legs (Set of 2)
(1) SON-116-2
 Half-Round Table Ends
 (Set of 2) 63W x 31D

18' Table
List Price: \$11,040
 860.2 lb. 35.2 cu ft
 Consists of:
(4) SON-104
 4' Top 48W x 27D
(2) SON-105
 5' Top 60W x 27D
(5) SON-102-2
 Legs (Set of 2)
(1) SON-116-2
 Half-Round Table Ends
 (Set of 2) 63W x 31D

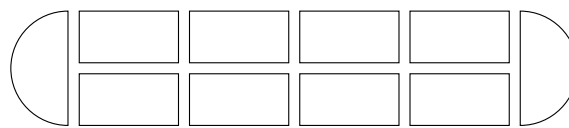
19' Table
List Price: \$11,470
 891 lb. 36.6 cu ft
 Consists of:
(4) SON-105
 5' Top 60W x 27D
(2) SON-104
 4' Top 48W x 27D
(5) SON-102-2
 Legs (Set of 2)
(1) SON-116-2
 Half-Round Table Ends
 (Set of 2) 63W x 31D

20' Table
List Price: \$11,900
 921.8 lb. 38 cu ft
 Consists of:
(6) SON-105
 5' Top 60W x 27D
(5) SON-102-2
 Legs (Set of 2)
(1) SON-116-2
 Half-Round Table Ends
 (Set of 2) 63W x 31D

21' Table
List Price: \$12,510
 952.6 lb. 39 cu ft
 Consists of:
(4) SON-106
 6' Top 72W x 27D
(2) SON-104
 4' Top 48W x 27D
(5) SON-102-2
 Legs (Set of 2)
(1) SON-116-2
 Half-Round Table Ends
 (Set of 2) 63W x 31D

22' Table
List Price: \$12,940
 983.4 lb. 40.4 cu ft
 Consists of:
(4) SON-106
 6' Top 72W x 27D
(2) SON-105
 5' Top 60W x 27D
(5) SON-102-2
 Legs (Set of 2)
(1) SON-116-2
 Half-Round Table Ends
 (Set of 2) 63W x 31D

23' Table
List Price: \$13,460
 1014.2 lb. 41.6 cu ft
 Consists of:
(6) SON-106
 6' Top 72W x 27D
(5) SON-102-2
 Legs (Set of 2)
(1) SON-116-2
 Half-Round Table Ends
 (Set of 2) 63W x 31D



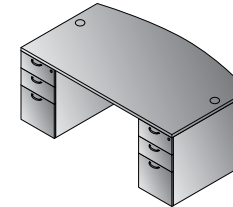
25' Table
List Price: \$14,810
 1139.6 lb. 46.9 cu ft
 Consists of:
(8) SON-105
 5' Top 60W x 27D
(6) SON-102-2
 Legs (Set of 2)
(1) SON-116-2
 Half-Round Table Ends
 (Set of 2) 63W x 31D

27' Table
List Price: \$15,850
 1201.2 lb. 49.3 cu ft
 Consists of:
(4) SON-106
 6' Top 72W x 27D
(4) SON-105
 5' Top 60W x 27D
(6) SON-102-2
 Legs (Set of 2)
(1) SON-116-2
 Half-Round Table Ends
 (Set of 2) 63W x 31D

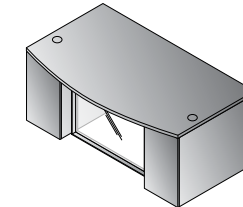
29' Table
List Price: \$16,890
 1262.8 lb. 51.7 cu ft
 Consists of:
(8) SON-106
 6' Top 72W x 27D
(6) SON-102-2
 Legs (Set of 2)
(1) SON-116-2
 Half-Round Table Ends
 (Set of 2) 63W x 31D



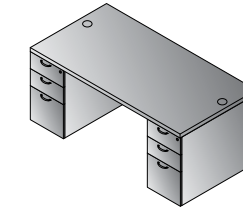
Dress up any office with Tuxedo. Contract-grade laminates are accented with Silver reveal and base trim, aluminum finish drawer pulls and frosted glass/aluminum frame modesty panels and hutch doors. Silver-finish dual-electric, dual-USB power unit is standard in all bridges, returns and table tops to instantly power office technology. Full depth pedestals and full-height modesty panels are standard. Pedestals include single-key, side locking. Modular table components create 48" round, 48" square and expandable rectangular conference tables. Tables feature standard dual-electric, dual-USB power unit with 3-way wire management in all table bases.



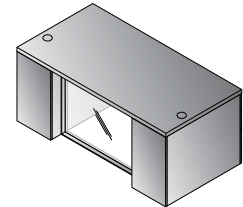
Bow Top Desk 71"x40"
NAPxxx-TYP201
24.6 cu. ft. 275.6 lbs.
Consists of: NAP-289,265 (2qty.)
\$2,005



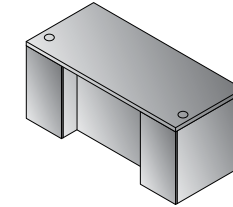
Bow Top Desk w/Glass Modesty Panel 71"x40"
NAPxxx-TYP201G
25.8 cu. ft. 310.9 lbs.
Consists of: NAP-289,200,265 (2qty.)
\$2,240



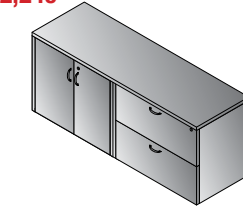
Double Pedestal Desk 71"x36"
NAPxxx-TYP202
24 cu. ft. 271.2 lbs.
Consists of: NAP-201,265 (2qty.)
\$1,950



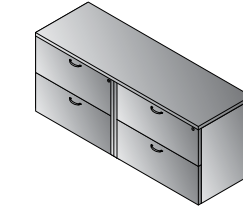
Double Pedestal Desk w/Glass Modesty Panel 71"x36"
NAPxxx-TYP202G
25.3 cu. ft. 306.4 lbs.
Consists of: NAP-201,200,265 (2qty.)
\$2,185



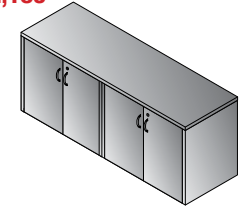
Double Pedestal Desk 66"x30"
NAPxxx-TYP203
20.3 cu. ft. 244.7 lbs.
Consists of: NAP-202,263 (2qty.)
\$1,785



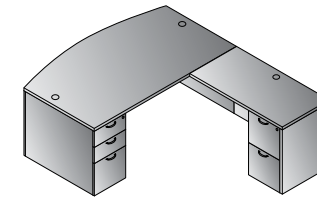
Combo Credenza 71"x23"
NAPxxx-TYP205
21.5 cu. ft. 316.4 lbs.
Consists of: NAP-T1213,12,13
\$1,655



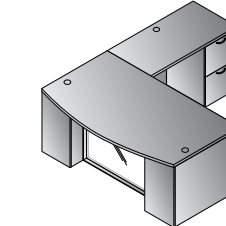
Double Lateral File Credenza 71"x23"
NAPxxx-TYP206
32 cu. ft. 348.3 lbs.
Consists of: NAP-T1213,12 (2qty.)
\$1,960



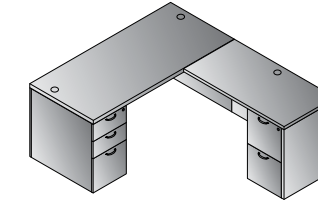
4-Door Storage Credenza 71"x23"
NAPxxx-TYP207
10.9 cu. ft. 284.5 lbs.
Consists of: NAP-T1213,13 (2qty.)
\$1,350



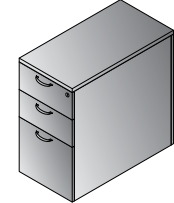
L-Shape w/Bow Top Desk 71"x88"
NAPxxx-TYP208
29.7 cu. ft. 389.2 lbs.
Consists of: NAP-289,265,271,45,74
\$2,515



L-Shape w/Bow Top Desk and Glass Modesty Panel 71"x88"
NAPxxx-TYP208G
30.9 cu. ft. 420.1 lbs.
Consists of: NAP-289,200,265,271,45,74
\$2,750



L-Shape 66"x78"
NAPxxx-TYP209
26.2 cu. ft. 358.3 lbs.
Consists of: NAP-202,263,267,45,74
\$2,325



30"D Freestanding Pedestal
NAPxxx-TYP263
9.6 cu. ft. 101.4 lbs.
Consists of: NAP-263,T263
\$860

Finish Key

ESP - Espresso

MAH - Mahogany

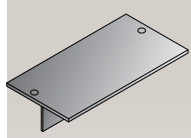
CHY - Cherry

SGW - Slate Grey

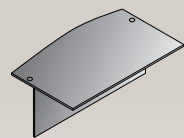
URB - Urban Walnut

All Napa items have achieved GREENGUARD Certification

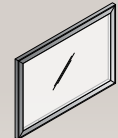
STEPFRONT



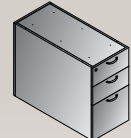
NAP-201-xxx
Desk Top/Modesty Set
71"x36"x29"
CU:3.36 WT:90
List Price: **\$430**



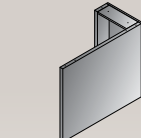
NAP-289-xxx
Bow Top/Modesty Set
71"x40"x29"
CU:3.88 WT:95
List Price: **\$485**



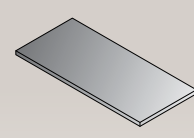
NAP-200
Glass Modesty Panel for NAP201 & 289 Desk
40"x28"x1"
CU:1.82 WT:35
List Price: **\$235**



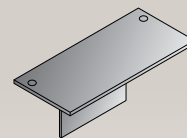
NAP-265-xxx
36" Deep Desk Pedestal Box/Box/File
15.5"x35.3"x28"
CU:11.5 WT:90
List Price: **\$760**
Ships Assembled



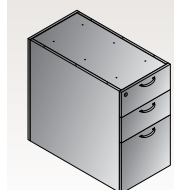
NAP-271-xxx
36" Deep False Pedestal
15.5"x35.3"x28"
CU:4.63 WT:40
List Price: **\$310**



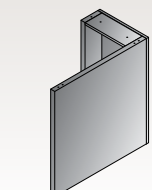
NAP-T265-xxx
Pedestal (2-Pack)
15.6"x35.4"x1.1"
CU:1.01 WT:18
List Price: **\$175**



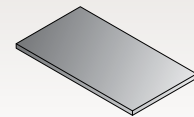
NAP-202-xxx
Desk Top/Modesty Set
66"x30"x29"
CU:2.66 WT:73
List Price: **\$375**



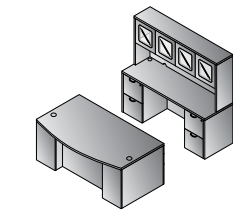
NAP-263-xxx
30" Deep Pedestal Box/Box/File
15.5"x29.8"x28"
CU:9.86 WT:86
List Price: **\$705**
Ships Assembled



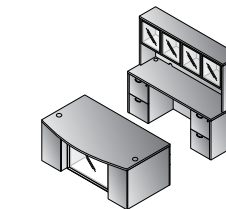
NAP-267-xxx
30" Deep False Pedestal
15.5"x29.8"x28"
CU:3.95 WT:90
List Price: **\$285**



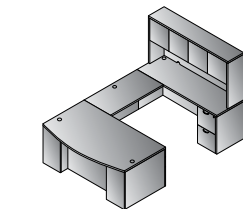
NAP-T263-xxx
Pedestal (2-Pack)
15.6"x30"x1.1"
CU:0.86 WT:15
List Price: **\$155**



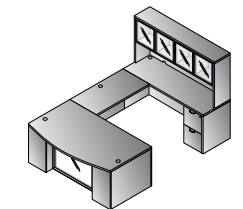
Executive Office
NAPxxx-TYP211
49.5 cu. ft. 684.6 lbs.
Consists of: NAP-289,265 (2qty.)
43,74, (2qty.),41
NAPxxx-41 consists of: NAP-44H,4DC
\$4,340



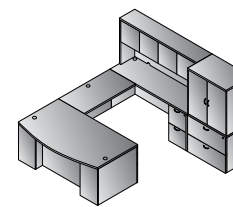
Executive Office w/Glass Modesty Panel
NAPxxx-TYP211G
51 cu. ft. 719.9 lbs.
Consists of: NAP-289,200,265 (2qty.)
43,74, (2qty.),42
NAPxxx-42 consists of: NAP-44H,4DG
\$4,590



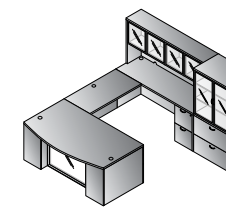
U-Shape with Hutch 71"x112"
NAPxxx-TYP212
40 cu. ft. 631.8 lbs.
Consists of: NAP-289,265,271
70,43,74,44
NAPxxx-44 consists of: NAP-44H,4DW
\$3,595



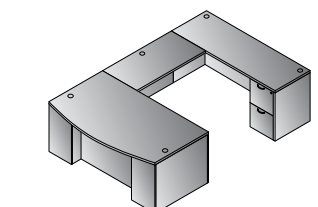
U-Shape w/Hutch & Glass Modesty Panel 71"x112"
NAPxxx-TYP212G
41.5 cu. ft. 662.7 lbs.
Consists of: NAP-289,200,265,271,
70,43,74,42
NAPxxx-42 consists of: NAP44H,4DG
\$3,895



U-Shape w/Hutch + File Storage
107"x112"
NAPxxx-TYP213
61 cu. ft. 936.1 lbs.
Consists of: NAP-289,265,271,70,43,
74,44,12,212DW
NAPxxx-44 consists of: NAP-44H,4DW
NAPxxx-212DW consists of: NAP-212H,2DW
\$5,285



U-Shape w/Hutch + File Storage & Glass Modesty Panel 107"x112"
NAPxxx-TYP213G
62.7 cu. ft. 968 lbs.
Consists of: NAP-289,200,265,271
70,43,74,42,12,212DG
NAPxxx-42 consists of: NAP-44H,4DG
NAPxxx-212DG consists of: NAP-212H,2DG
\$5,695



U-Shape 71"x112"
NAPxxx-TYP222
34.0 cu. ft. 491.8 lbs.
Consists of: NAP-289,265,271,70,43,74
\$2,885

Finish Key

CHY - Cherry

ESP - Espresso

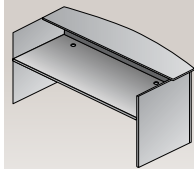
MAH - Mahogany

URB - Urban Walnut

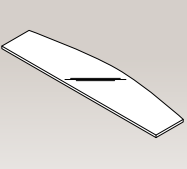
SGW - Slate Grey

Casegoods IN STOCK

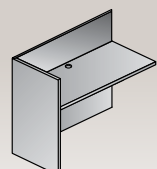
RECEPTION



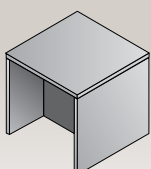
NAP-122-xxx
Reception Desk Shell
71"x30"x36"x42"
CU:8.27 WT:207
List Price: \$850



NAP-123
Glass Floating Top
Fits NAP122
71"x17.5"x0.5"
CU:1.92 WT:79
List Price: \$495

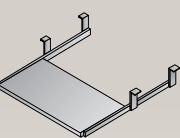


NAP-125-xxx
Reception Return
Shell
42"x24"x41"
CU:4.13 WT:100
List Price: \$430

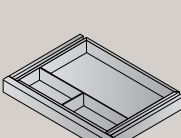


NAP-20-xxx
End Table
24"x24"x20"
CU:2.03 WT:50
List Price: \$315

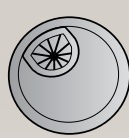
ACCESSORIES



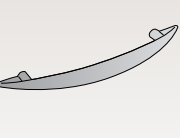
NAP-14-xxx
Keyboard Tray
26"x12"
CU:0.6 WT:13
List Price: \$90



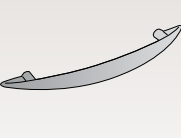
NAP-15-xxx
Center Drawer
20"x15"
CU:0.82 WT:9
List Price: \$90




NAP-GM
Metallic Grommets
(5-Pack)
2.5"x2.5"x1"
CU:0.02 WT:1
List Price: \$95



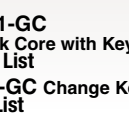
NAP-PM
Metallic Drawer Pulls
(10-Pack)
4"x1"x0.5"
CU:0.02 WT:1
List Price: \$95




NAP-PB
Black Drawer Pulls
(10-Pack)
4"x1"x0.5"
CU:0.005 WT:0.01
List Price: \$90



LK1-GC
Lock Core with Keys
\$15 List



KC-GC
Change Key
\$8 List



KM-GC
Master Key
\$8 List

CONFERENCE



NAP-35-xxx
Conference Table
71"x35"x29"
CU:6.67 WT:139
List Price: \$690



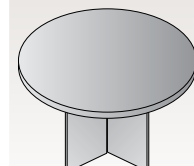
NAP-36-xxx
Conference Table
95"x44"x29"
CU:10.79 WT:190
List Price: \$895



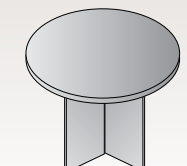
NAPxxx-37
Conference Table
120"x48"x29"
CU:11.3 WT:247
Consists of:
NAP-37T,37S
List Price: \$1225
Not Available in Maple



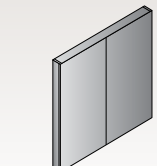
NAPxxx-38
Conference Table
144"x48"x29"
CU:14.2 WT: 294
Consists of:
NAP-38T,38S
List Price: \$1945




NAP-23-xxx
Round Table
47"Dia.x29"H
CU:5.37 WT:109
List Price: \$690



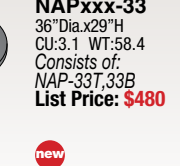
NAP-27-xxx
Round Table
42"Dia.x29"H
CU:4.3 WT:95
List Price: \$595




NAP-100-xxx
Presentation Board
48"x48"
CU:8.48 WT:101
List Price: \$735
Ships Assembled



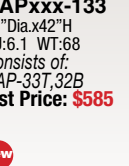
**29"H Tables with
Black Metal Base**



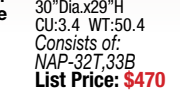
NAPxxx-33
36"Dia.x29"H
CU:3.1 WT:58.4
Consists of:
NAP-33T,33B
List Price: \$480




NAPxxx-32
30"Dia.x29"H
CU:3.4 WT:50.4
Consists of:
NAP-32T,32B
List Price: \$470



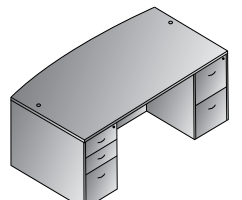
**42"H Tables with
Black Metal Base**



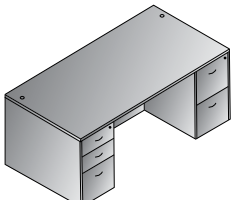
NAPxxx-133
36"Dia.x42"H
CU:6.1 WT:68
Consists of:
NAP-33T,32B
List Price: \$585



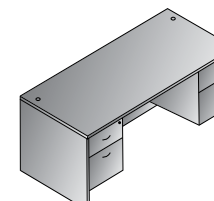
NAPxxx-132
30"Dia.x42"H
CU:6.4 WT:60
Consists of:
NAP-32T,32B
List Price: \$575

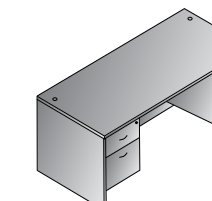
Bow Top Desk 71"x41"
NAPxxx-TYP1
21.3 cu. ft. 325.3 lbs.
Consists of: NAP-89,65,74
\$1,865



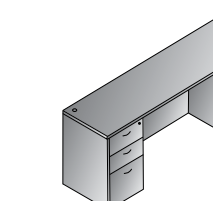
Double Pedestal Desk 71"x35"
NAPxxx-TYP2
20.4 cu. ft. 314.2 lbs.
Consists of: NAP-01,65,74
\$1,770



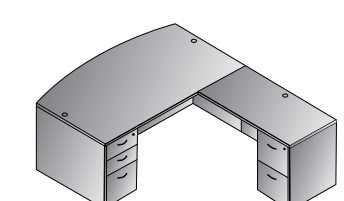
Double Pedestal Desk 66"x30"
NAPxxx-TYP3
15.7 cu. ft. 256.8 lbs.
Consists of: NAP-02,80,80
\$1,420



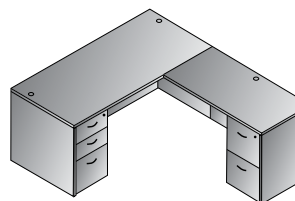
Double Pedestal Desk 60"x30"
NAPxxx-TYP4
15.2 cu. ft. 249.1 lbs.
Consists of: NAP-03,80,80
\$1,395



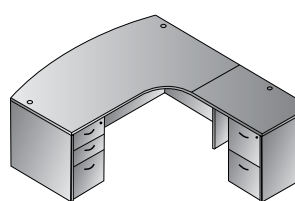
Kneespace Credenza 71"x24"
NAPxxx-TYP5
19.1 cu. ft. 274.6 lbs.
Consists of: NAP-43,65,74
\$1,610



L Shape w/Bow Top Desk 71"x89"
NAPxxx-TYP8
25.1 cu. ft. 415.7 lbs.
Consists of: NAP-89,65,45,74
\$2,265



L Shape 66"x78"
NAPxxx-TYP9
22.9 cu. ft. 378.2 lbs.
Consists of: NAP-02,65,45,74
\$2,065



**Right L Shape w/Curved Corner
71"x83"**
NAPxxx-TYP10R
25.3 cu. ft. 410.2 lbs.
Consists of: NAP-87R,65,92,74
\$2,285



Casegoods IN STOCK

All Napa items have achieved GREENGUARD Certification



Napa White

STORAGE & FILING

NAP-55-WHT
3-Shelf Bookcase
36"x14"x42"
CU:4.45 WT:98
List Price: **\$455**

NAP-56-WHT
5-Shelf Bookcase
36"x14"x65"
CU:6.83 WT:150
List Price: **\$625**

NAP-13-WHT
Storage Cabinet
35.5"x22.25"x29"
CU:5.02 WT:118
List Price: **\$555**

NAP-12-WHT
Lateral File
36"x22"x29"
CU:16.79 WT:150
List Price: **\$860**
Ships Assembled

NAP-T1213-WHT
NAP12/13 Combo Top
71"x22.5"
CU:1.59 WT:49
List Price: **\$240**

NAP-152-WHT
Storage Cabinet
22.5"x24"x65"
CU:25.69 WT:179
List Price: **\$1525**
Ships Assembled

NAPxxx-212DG
37"H Storage Cabinet
w/Glass/Alum. Doors
36"x22"x37"
CU:5.7 WT:155.4
Consists of: NAP-212H,2DG
List Price: **\$940**
Use Free-standing or with NAP12

HUTCHES

NAPxxx-42
Overhead with Glass Doors
71"x15"x36"
CU:6.5 WT:136
Consists of: NAP-44H,4DG
List Price: **\$775**

NAPxxx-44
Overhead Storage
71"x15"x36"
CU:5.98 WT:140
Consists of: NAP-44H,4DW
List Price: **\$710**

NAPTb-3
Tackboard for NAP42/44
SON44, KEN42/44
65"x17.5"
Black Fabric
CU:1.12 WT:15
List Price: **\$195**

Tackboard
Custom Fabric
NAPTb ___
(Specify Fabric)
Grade A **\$250**
Grade B **\$280**
Grade C **\$310**
Grade R **\$340**

NAP-39-WHT
Overhead Storage
66"x15"x36"
CU:7.2 WT:126
List Price: **\$615**

NAP-53-WHT
Open Hutch
36"x14"x36"
CU:3.86 WT:82
List Price: **\$375**

NAPxxx-WM36DG
Wall-Mount Overhead
with Glass Doors
36"x15"x17"
CU:2.2 WT:54
Consists of: NAPWM36H,NAPWMDG
List Price: **\$460**

NAPxxx-WM48DG
Wall-Mount Overhead
with Glass Doors
48"x15"x17"
CU:2.7 WT:72
Consists of: NAPWM48H,NAPWMDG
List Price: **\$565**

CONFERENCE

NAP-35-WHT
Conference Table
71"x35"x29"
CU:6.67 WT:139
List Price: **\$690**

NAP-36-WHT
Conference Table
95"x44"x29"
CU:10.79 WT:190
List Price: **\$895**

NAP-23-WHT
Round Table
47"Dia.x29"H
CU:5.37 WT:109
List Price: **\$690**

NAP-27-WHT
Round Table
42"Dia.x29"H
CU:4.3 WT:95
List Price: **\$595**

RECEPTION

NAP-122-WHT
Reception Desk Shell
71"x30"/36"x42"
CU:8.27 WT:207
List Price: **\$850**

NAP-123
Glass Floating Top
Fits NAP122
71"x17.5"x0.5"
CU:1.92 WT:79
List Price: **\$495**

NAP-125-WHT
Reception Return Shell
42"x24"x41"
CU:4.13 WT:100
List Price: **\$430**

NAP-121-WHT
48" Reception Desk Shell
48"x32"x42"
CU: 7.4 WT: 163
List Price: **\$745**

NAP-126
48"W Glass Top
*Fits NAP121ESP
48"x17.5"x48"
CU: 1.34 WT: 47
List Price: **\$430**

Available in: ESP Espresso, SGW Slate Grey



Multiposition Desk Riser DR3622-WH \$950
36.25"W
26.5"D
6.75" - 16.5"H
6.78 cu.ft. 53 lbs.
Carton:
41L x 26W x 11H



Casegoods IN STOCK

All Napa items have achieved GREENGUARD Certification

Lodi Cherry/Espresso/Urban Walnut/Slate Grey



Lodi combines open, contemporary appearance and modern quality details with space-saving, budget-saving solutions. The ¾ modesty panels provide easy access to wall outlets. Full-width cord-drop on all hutches for cord management. New 60" wide desk, credenza and open overhead for compact offices. New laminate frame/glass doors for Lodi/Napa 72" overheads. The new contemporary, clean-grain design Urban Walnut features an embossed wood-like finish. Cherry and Espresso match Napa laminates for mix/match opportunities.

Finish Key

-ESP
Espresso

-CHY
Cherry

-URB
Urban Walnut

-SGW
Slate Grey

DESKS

LOD-01-xxx
Desk Shell
71"x35"x29"
CU:4.28 WT:118
List Price: **\$515**

LOD-101-xxx
Desk Shell
71"x30"x29"
CU:3.64 WT:106
List Price: **\$490**

LOD-02-xxx
Desk Shell
66"x30"x29"
CU:3.39 WT:95
List Price: **\$445**

LOD-03-xxx
Desk Shell
60"x30"x29"
CU:3.09 WT:90
List Price: **\$415**

LOD-22-xxx
Desk Shell
45"x24"x29"
CU:2.37 WT:62
List Price: **\$315**

LOD-45-xxx
Return Shell
48"x24"x29"
CU:1.99 WT:55
List Price: **\$300**

LOD-46-xxx
Return Shell
42"x20"x29"
CU:1.5 WT:43
List Price: **\$250**

BRIDGES

LOD-70-xxx
Bridge
48"x24"x29"
CU:1.64 WT:43
List Price: **\$235**

LOD-71-CHY
Bridge - Cherry
42"x20"x29"
CU:1.24 WT:35
List Price: **\$195**

CREDENZAS

LOD-43-xxx
Credenza Shell
71"x20"x29"
CU:2.46 WT:75
List Price: **\$350**

STORAGE & FILING

LOD-13-xxx
2-Door Storage Cabinet
30"x20"x29"
CU:3.32 WT:77
List Price: **\$420**

LOD-12-xxx
Lateral File
30"x20"x29"
CU:11.39 WT:109
List Price: **\$805**
Ships Assembled

PEDESTAL

LOD-76-xxx
Box File Hanging Pedestal
15.5"x17.75"x18"
CU:4.13 WT:40
List Price: **\$320**
Ships Assembled

HUTCHES

LODxxx-41
Overhead with Wood/Glass Doors
71"x14"x36"
CU:4.9 WT:118
Consists of: LOD-44H & NAP-4DC
List Price: **\$735**

LODxxx-42
Overhead with Aluminum/Glass Doors
71"x14"x36"
CU:5.1 WT:114
Consists of: LOD-44H & NAP-4DG
List Price: **\$750**

LODxxx-44
Overhead with Wood Doors
71"x14"x36"
CU:4.8 WT:119
Consists of: LOD-44H & NAP-4DW
List Price: **\$685**

LOD-55-xxx
2-Shelf Bookcase
30"x12"x29"
CU:1.8 WT:47
List Price: **\$350**

LOD-53-xxx
Open Hutch
30"x12"x36"
CU:1.8 WT:55.0
List Price: **\$275**

Napa Typical in White

NAPWHT- TYP1	NAPWHT- TYP8	NAPWHT- TYP19
TYP2	TYP9	TYP29G
TYP3	TYP11	TYP205
TYP4	TYP12	TYP206
TYP5	TYP13	TYP207

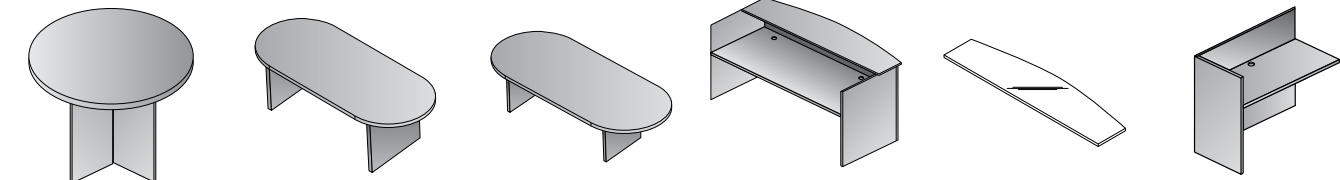
Typicals shown on pages 73, 77 and 78



LODxxx-TYP5
71W x 20H
Double Ped Credenza
Consists of:
LOD-43, 76, 76

LOD-12-URB
30W x 12D x 29H
Two-Drawer Lateral File

LOD-53-URB
30W x 12D x 36H
Open Hutch



NAP-27-CHY
NAP-27-ESP
NAP-27-URB
NAP-27-SGW
Round Table
42" Dia. x 29"H
CU: 4.3 WT: 95
List Price: \$595

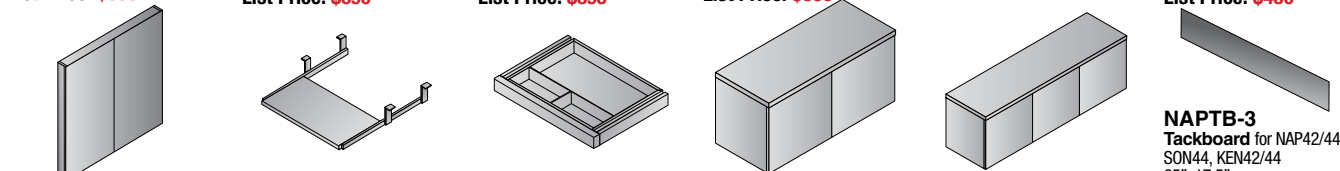
NAP-35-CHY
NAP-35-ESP
NAP-35-URB
NAP-35-SGW
Conference Table
71"x35"x29"
CU: 6.67 WT: 139
List Price: \$690

NAP-36-CHY
NAP-36-ESP
NAP-36-URB
NAP-36-SGW
Conference Table
95"x44"x29"
CU: 10.79 WT: 190
List Price: \$895

NAP-122-CHY
NAP-122-ESP
NAP-122-URB
NAP-122-SGW
Reception Desk Shell
71"x30"/36"x42"
CU: 8.27 WT: 207
List Price: \$850

NAP-123
Glass Floating Top
Fits NAP122
71"x17.5"x0.5"
CU: 1.92 WT: 79
List Price: \$495

NAP-125-CHY
NAP-125-ESP
NAP-125-URB
NAP-125-SGW
Reception Return Shell
42"x24"x41"
CU: 4.13 WT: 100
List Price: \$430



NAP-100-CHY
NAP-100-ESP
NAP-100-URB
NAP-100-SGW
Presentation Board
48"x48"
CU: 8.48 WT: 101
List Price: \$735
Ships Assembled

NAP-14-CHY
NAP-14-ESP
NAP-14-URB
NAP-14-SGW
Keyboard Tray
26"x12"
CU: 0.6 WT: 13
List Price: \$90

NAP-15-CHY
NAP-15-ESP
NAP-15-URB
NAP-15-SGW
Center Drawer
20"x15"
CU: 0.82 WT: 9
List Price: \$90

NAPWM36-CHY
NAPWM36-ESP
NAPWM36-URB
NAPWM36-SGW
Wall-Mount Overhead
36"x15"x17"
CU: 6.62 WT: 55
List Price: \$425
Ships Assembled

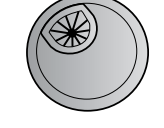
NAPWM48-CHY
NAPWM48-ESP
NAPWM48-URB
NAPWM48-SGW
48"x15"x17"
CU: 8.74 WT: 71
List Price: \$535
Ships Assembled

NAPTb-3
Tackboard for NAP42/44
SON44, KEN42/44
65"x17.5"
Black Fabric
CU: 1.12 WT: 15
List Price: \$195

Tackboard
Custom Fabric
NAPTb-_____
(Specify Fabric)
Grade A \$250
Grade B \$280
Grade C \$310
Grade R \$340



LODURB-41: Overhead with Wood/Glass Doors



NAP-GM
Metallic Grommets
(5-Pack)
2.5"x2.5"x1"
CU: 0.02 WT: 1
List Price: \$95



NAP-PM
Metallic Drawer Pulls
(10-Pack)
4"x1"x0.5"
CU: 0.02 WT: 1
List Price: \$95



LK1-GC
Lock Core with Keys
\$15 List

KC-GC Change Key
\$8 List

KM-GC Master Key
\$8 List



LODURB-42: Overhead with Aluminum/Glass Doors



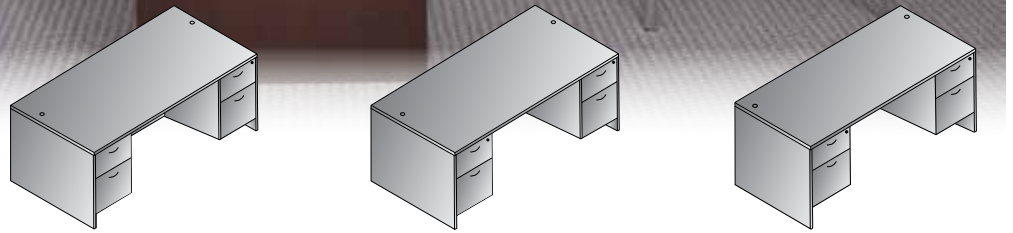
LODURB-44: Overhead with Wood Doors

NOTE: NAPA items on this page feature matching wood grain laminates with Lodi products shown on previous page.

Casegoods IN STOCK - New Jersey Only



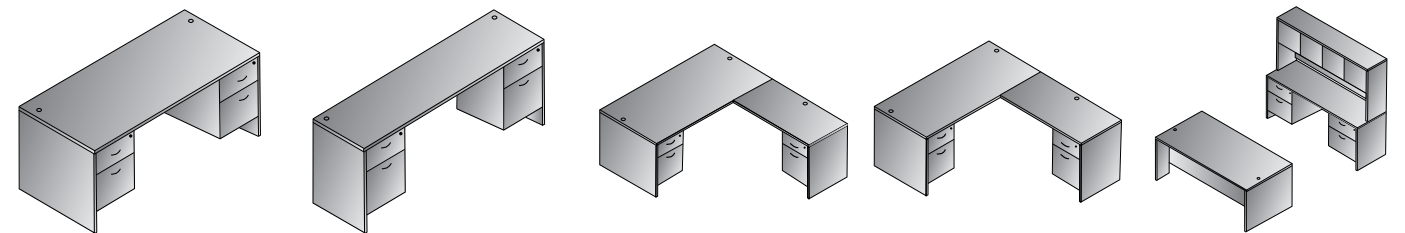
Finish Key
CHY - Cherry
ESP - Espresso
SGW - Slate Grey
URB - Urban Walnut



Double Pedestal Desk 71"x30"
LODxxx-TYP301
10.8 cu. ft. 178.2 lbs.
Consists of: LOD-101,76,76
\$1,130

Double Pedestal Desk 71"x35"
LODxxx-TYP2
11.2 cu. ft. 191.4 lbs.
Consists of: LOD-01,76,76
\$1,155

Double Pedestal Desk 66"x30"
LODxxx-TYP3
10.3 cu. ft. 171.6 lbs.
Consists of: LOD-02,76,76
\$1,085



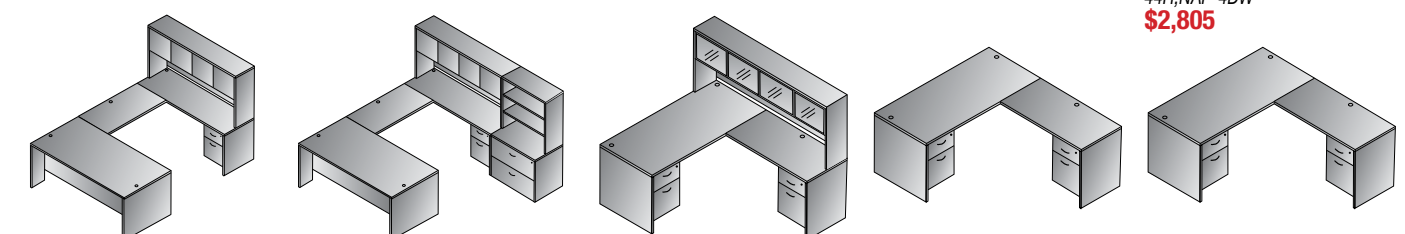
Double Pedestal Desk 60"x30"
LODxxx-TYP4
10.0 cu. ft. 165 lbs.
Consists of: LOD-03,76,76
\$1,055

Double Pedestal Credenza
71"x20"
LODxxx-TYP5
9.4 cu. ft. 147.4 lbs.
Consists of: LOD-43,76,76
\$990

L-Shape Desk 71"x78"
LODxxx-TYP308
12.4 cu. ft. 235.4 lbs.
Consists of: LOD-101,76,45,76
\$1,430

L-Shape 66"x78"
LODxxx-TYP9
11.9 cu. ft. 228.8 lbs.
Consists of: LOD-02,76,45,76
\$1,385

Executive Office
LODxxx-TYP311
25.0 cu. ft. 444.6 lbs.
Consists of: LOD-101,76,76,43,
76,76,44
LOD44 consists of: LOD-
44H,NAP-4DW
\$2,805



U Shape w/Hutch 71"x98"
LODxxx-TYP312
19.6 cu. ft. 420.4 lbs.
Consists of: LOD-101,76,70,43,76,44
LOD44 consists of: LOD-44H,NAP-4DW
\$2,400

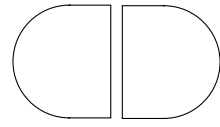
U Shape w/Hutch + Storage
101"x98"
LODxxx-TYP313
32.8 cu. ft. 578.8 lbs.
Consists of: LOD-
101,76,70,43,76,44,12,53
LOD44 consists of: LOD-44H,NAP-4DW
\$3,480

L-Shape w/Hutch 66"x72"
LODxxx-TYP31
16.5 cu. ft. 338.8 lbs.
Consists of: LOD-02,76,46,76,76,
LOD41 consists of: LOD-
44H,NAP-4DC
\$2,070

L-Shape 66"x72"
LODxxx-TYP32
11.8 cu. ft. 217.8 lbs.
Consists of: LOD-02,76,46,76
\$1,335

L-Shape 60"x72"
LODxxx-TYP34
11.5 cu. ft. 211.2 lbs.
Consists of: LOD-03,76,46,76
\$1,305

Casegoods IN STOCK - New Jersey Only



10' Racetrack Table
EXPxxx-TYP10R
\$1,780
 14.2 cu.ft. 246.9 lbs.
 Consists of:
 (2) qty. EXP-231
 (1) qty. EXP-233

8' Racetrack Table
EXPxxx-TYP8R
\$1,545
 9.3 cu.ft. 205.0 lbs.
 Consists of:
 (2) qty. EXP-230
 (1) qty. EXP-232

Finish Key

CHY - Cherry
ESP - Espresso
MAH - Mahogany
SGW - Slate Grey



EXPESP-TYP12R
 Racetrack Table with 13-V88N1WA chairs



LWS362448-URB

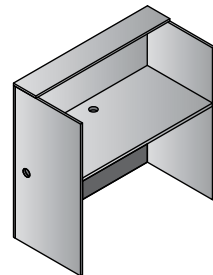
Finish Key



CHY - Cherry

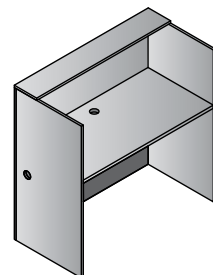
ESP - Espresso

URB - Urban Walnut



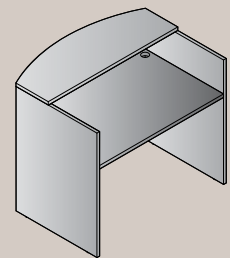
LWS362448-xxx
Laminate Workstation
 36"x24"x48"
 CU: 4.6 WT: 99.2
List Price: \$585

Available in:
 ESP Espresso,
 URB Urban Walnut



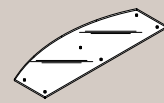
LWS482448-xxx
Laminate Workstation
 48"x24"x48"
 CU: 5.8 WT: 116.6
List Price: \$615

Available in:
 CHY Cherry,
 ESP Espresso,
 URB Urban Walnut



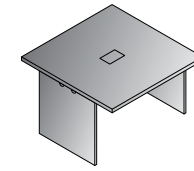
new
NAP-121-XXX
48" Reception Desk Shell
 48"x32"x42"
 CU: 7.4 WT: 163
List Price: \$745

Available in:
 ESP Espresso
 SGW Slate Grey
 WHT White

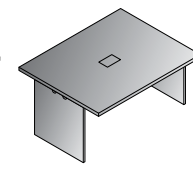


NAP-126
48"W Glass Top
 *Fits NAP121ESP
 48"x17.5"x48"
 CU: 1.34 WT: 47
List Price: \$430

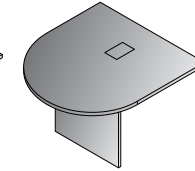
Casegoods IN STOCK



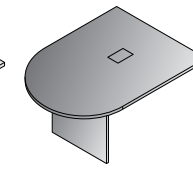
EXP-228-xxx
48"x48"
Table Component
 47.2"x47.2"x29.1"
 CU:5.04 WT:123
List Price: \$750



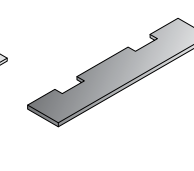
EXP-229-xxx
60"x48"
Table Component
 59.1"x47.2"x29.1"
 CU:5.39 WT:143
List Price: \$850



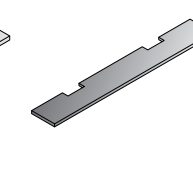
EXP-230-xxx
48"x48" Bullet Top
Component
 47.2"x47.2"x29.1"
 CU:4.34 WT:93
List Price: \$700



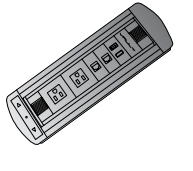
EXP-231-xxx
60"x48" Bullet Top
Component
 59.1"x47.2"x29.1"
 CU:5.39 WT:110
List Price: \$800



EXP-232-xxx
Stretcher for EXP230
2 qty.
 55.1"x11.4"x1"
 CU:0.48 WT:20
List Price: \$145



EXP-233-xxx
Stretcher for EXP231
2 qty.
 78.7"x11.4"x1"
 CU:0.92 WT:26
List Price: \$180



EXP-POW1
Power/Data/
HDMI Unit
 5.25"x3"x1.25"
 CU:0.4 WT:5.0
List Price: \$950



EXPCHY-TYP12R
 Racetrack Table with 518317HA-EC3 chairs

EXP-POW1
 Power Data/HDMI Unit

Configuration Guide



30' Racetrack Table
EXPxxx-TYP30R

\$5,000
 34.5 cu.ft. 793.7 lbs.
 Consists of:
 (4) qty. EXP-229
 (2) qty. EXP-231

28' Racetrack Table
EXPxxx-TYP28R

\$4,800
 33.8 cu.ft. 754.0 lbs.
 Consists of:
 (2) qty. EXP-228
 (2) qty. EXP-229
 (2) qty. EXP-231

26' Racetrack Table
EXPxxx-TYP26R

\$4,600
 33.1 cu.ft. 714.3 lbs.
 Consists of:
 (4) qty. EXP-228
 (2) qty. EXP-231



24' Racetrack Table
EXPxxx-TYP24R

\$4,050
 28.8 cu.ft. 630.5 lbs.
 Consists of:
 (1) qty. EXP-228
 (2) qty. EXP-229
 (2) qty. EXP-231

22' Racetrack Table
EXPxxx-TYP22R

\$3,850
 28.1 cu.ft. 590.8 lbs.
 Consists of:
 (3) qty. EXP-228
 (2) qty. EXP-231



20' Racetrack Table
EXPxxx-TYP20R

\$3,300
 23.9 cu.ft. 507.1 lbs.
 Consists of:
 (2) qty. EXP-229
 (2) qty. EXP-231

18' Racetrack Table
EXPxxx-TYP18R

\$3,100
 19.2 cu.ft. 471.8 lbs.
 Consists of:
 (2) qty. EXP-229
 (2) qty. EXP-230

16' Racetrack Table
EXPxxx-TYP16R

\$2,900
 18.2 cu.ft. 343.9 lbs.
 Consists of:
 (2) qty. EXP-228
 (2) qty. EXP-230



14' Racetrack Table
EXPxxx-TYP14R

\$2,350
 18.2 cu.ft. 343.9 lbs.
 Consists of:
 (1) qty. EXP-228
 (2) qty. EXP-231

12' Racetrack Table
EXPxxx-TYP12R

\$2,150
 13.5 cu.ft. 308.6 lbs.
 Consists of:
 (1) qty. EXP-228
 (2) qty. EXP-230

Casegoods IN STOCK

LBC361230-xxx 2-Shelf Laminate Bookcase with 1" Thick Shelves



	Finish	List
Overall Max: 36W x 12D x 30H 1 Adjustable Shelf, 1 Bottom Shelf Carton Wt: 62 lbs. Cube: 2.78 Carton: 38L x 36W x 4H UPS: No	Cherry (CHY)	\$295
	Espresso (ESP)	
	Mahogany (MAH)	
	Slate Grey (SGW)	
	Urban Walnut (URB)	
	Maple (MPL)	
	White (WHT)	

LBC361248-xxx 3-Shelf Laminate Bookcase with 1" Thick Shelves



	Finish	List
Overall Max: 36W x 12D x 48H 2 Adjustable Shelves, 1 Bottom Shelf Carton Wt: 88 lbs. Cube: 3.81 Carton: 49L x 38W x 4H UPS: No	Cherry (CHY)	\$395
	Espresso (ESP)	
	Mahogany (MAH)	
	Slate Grey (SGW)	
	Urban Walnut (URB)	
	Maple (MPL)	
	White (WHT)	

LBC361260-xxx 4-Shelf Laminate Bookcase with 1" Thick Shelves



	Finish	List
Overall Max: 36W x 12D x 60H 2 Adjustable Shelves, 1 Fixed, 1 Bottom Shelf Carton Wt: 110 lbs. Cube: 4.73 Carton: 61L x 38W x 4H UPS: No	Cherry (CHY)	\$490
	Espresso (ESP)	
	Mahogany (MAH)	
	Slate Grey (SGW)	
	Urban Walnut (URB)	
	Maple (MPL)	
	White (WHT)	

LBC361272-xxx 5-Shelf Laminate Bookcase with 1" Thick Shelves



	Finish	List
Overall Max: 36W x 12D x 72H 3 Adjustable Shelves, 1 Fixed, 1 Bottom Shelf Carton Wt: 130 lbs. Cube: 5.59 Carton: 73L x 37W x 4H UPS: No	Cherry (CHY)	\$575
	Espresso (ESP)	
	Mahogany (MAH)	
	Slate Grey (SGW)	
	Urban Walnut (URB)	
	Maple (MPL)	
	White (WHT)	

LBC361284-xxx 6-Shelf Laminate Bookcase with 1" Thick Shelves



	Finish	List
Overall Max: 36W x 12D x 84H 4 Adjustable Shelves, 1 Fixed, 1 Bottom Shelf Carton Wt: 152 lbs. Cube: 6.52 Carton: 85L x 37W x 4H UPS: No	Cherry (CHY)	\$645
	Espresso (ESP)	
	Mahogany (MAH)	
	Slate Grey (SGW)	
	Urban Walnut (URB)	
	Maple (MPL)	
	White (WHT)	

LBCSHF-xxx Extra 1" Thick Shelf for 36Wx12D Laminate Bookcases



	Finish	List
Overall Max: 36W x 12D x 1H Carton Wt: 12 lbs. Cube: 0.56 Carton: 36L x 13W x 2H UPS: Yes	Cherry (CHY)	\$48
	Espresso (ESP)	
	Mahogany (MAH)	
	Slate Grey (SGW)	
	Urban Walnut (URB)	
	Maple (MPL)	
	White (WHT)	



ASCEND II Sit-Stand • Height Adjustable • Active Working

Ascend II features top quality electric height adjustable workstations, coordinating with OSP systems, casegoods and table offering. Standard features include push-button height adjustment, 3-position programmable memory handset and anti-collision with sensitivity adjustment. Width-adjustable bases accommodate 48"-72" wide x 24" deep tops. Optional 30" deep feet. Simple assembly. Meets UL962 and ANSI/BIFMA.



Casegoods IN STOCK



Deluxe C-Leg Bases

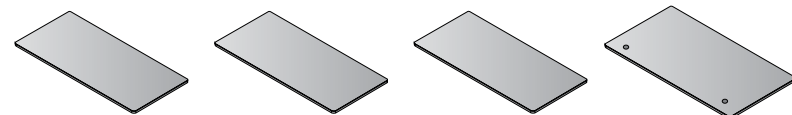
Fast • Quiet • Width Adjustable

Base (without top)	Height Range	Load Capacity	High/Low Position
A2EB322	25.5"	250 lb.	50.3" / 24.6"
A2EB333	25.5"	325 lb.	50.3" / 24.8"
A2EB222	17.3"	220 lb.	44.75" / 27.4"

Also available, PWS tops on page 52.

Bases are TAA Compliant

Tops

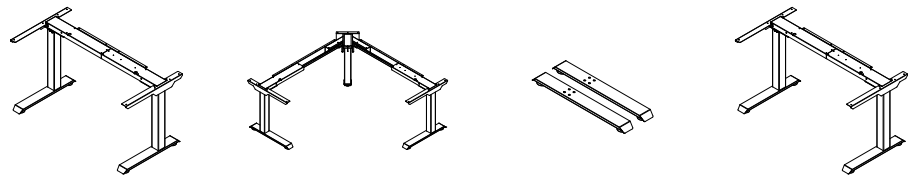


- 842T26-X**
Table Top 72"x24"
CU: 1.9 WT: 44
List: \$410
- 842T25-x**
Table Top 60"x24"
CU: 1.6 WT: 36
List: \$360
- 842T24-x**
Table Top 48"x24"
CU: 1.3 WT: 28
List: \$310
- 842T3060-x**
Table Top 60"x30"
CU: 2.5 WT: 50.7
List: \$425

TOP COLORS



Bases



- A2EB322-xx**
3-Stage/2-Leg
CU: 2.8 WT: 64
List: \$1,475
- A2EB333-xx**
3-Stage/3-Leg
CU: 2.9 WT: 94
List: \$2,375
- A2FEET30-x**
Feet for 30"D Tops (set of 2)
CU: 0.27 WT: 12
List: \$165
- A2EB222-x**
2-Stage/2-Leg
CU: 2.8 WT: 59
List: \$1,375
- A2PS-x**
Personal Storage
15.5"W x 18"D x 7.5"H
CU: 1.49 WT: 34
List: \$250

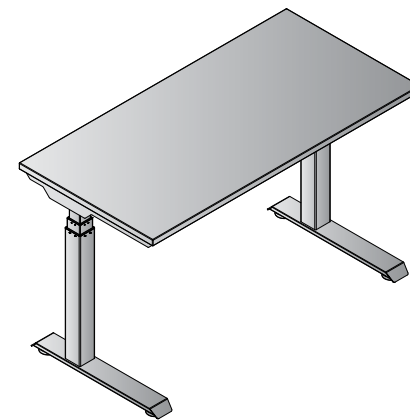
BASE COLORS



Monitor Arms

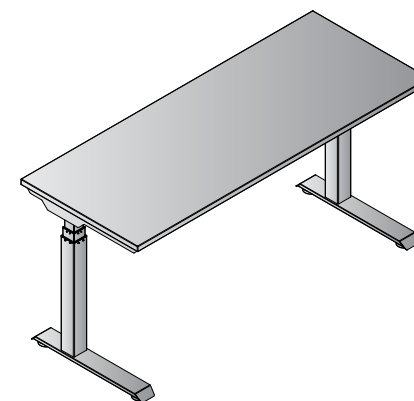
Gas-assist Monitor Arms with 3-point adjustment further individualize workplace ergonomics. Arms support 17"-30" monitors. Base includes dual USB 3.0 ports within easy reach.

- | Model# | Description | List |
|-----------|--|--------------------|
| A2MAS1730 | Single Monitor Arm with Dual USB 3.0 Ports | List: \$260 |
| A2MAD1730 | Double Monitor Arm with Dual USB 3.0 Ports | List: \$495 |



3-Stage 48" x 24"
Electric Height Adjustable Table
CU: 4.1 (2 cartons) WT.: 92
List: \$1,785

Typical#	List	Description	TOP	List	BASE	List
A322448SVC	\$1785	Cherry Top/Silver Base	842T24-C	\$310	A2EB322-SV	\$1475
A322448SVE	\$1785	Espresso Top/Silver Base	842T24-E	\$310	A2EB322-SV	\$1475
A322448SVG	\$1785	Grey Top/Silver Base	842T24-G	\$310	A2EB322-SV	\$1475
A322448SVM	\$1785	Mahogany Top/Silver Base	842T24-M	\$310	A2EB322-SV	\$1475
A322448SVP	\$1785	Maple Top/Silver Base	842T24-P	\$310	A2EB322-SV	\$1475
A322448SVS	\$1785	Slate Grey Top/Silver Base	842T24-S	\$310	A2EB322-SV	\$1475
A322448SVU	\$1785	Urban Walnut Top/Silver Base	842T24-U	\$310	A2EB322-SV	\$1475
A322448SWW	\$1785	White Top/Silver Base	842T24-W	\$310	A2EB322-SV	\$1475
A322448WHC	\$1785	Cherry Top/White Base	842T24-C	\$310	A2EB322-WH	\$1475
A322448WHE	\$1785	Espresso Top/White Base	842T24-E	\$310	A2EB322-WH	\$1475
A322448WHG	\$1785	Grey Top/White Base	842T24-G	\$310	A2EB322-WH	\$1475
A322448WHM	\$1785	Mahogany Top/White Base	842T24-M	\$310	A2EB322-WH	\$1475
A322448WHP	\$1785	Maple Top/White Base	842T24-P	\$310	A2EB322-WH	\$1475
A322448WHS	\$1785	Slate Grey Top/White Base	842T24-S	\$310	A2EB322-WH	\$1475
A322448WHU	\$1785	Urban Walnut Top/White Base	842T24-U	\$310	A2EB322-WH	\$1475
A322448WHW	\$1785	White Top/White Base	842T24-W	\$310	A2EB322-WH	\$1475

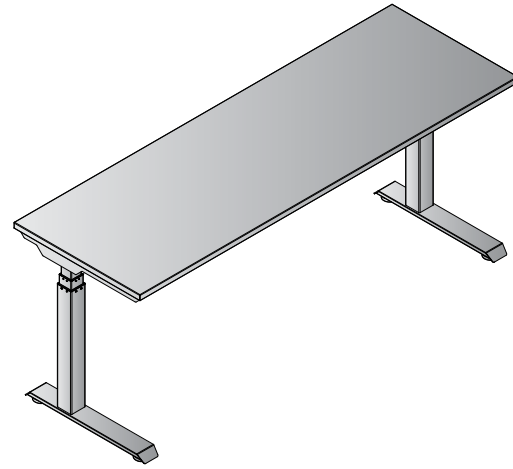


3-Stage 60" x 24"
Electric Height Adjustable Table
CU: 4.4 (2 cartons) WT.: 100
List: \$1,835

Typical#	List	Description	TOP	List	BASE	List
A322460SVC	\$1835	Cherry Top/Silver Base	842T25-C	\$360	A2EB322-SV	\$1475
A322460SVE	\$1835	Espresso Top/Silver Base	842T25-E	\$360	A2EB322-SV	\$1475
A322460SVG	\$1835	Grey Top/Silver Base	842T25-G	\$360	A2EB322-SV	\$1475
A322460SVM	\$1835	Mahogany Top/Silver Base	842T25-M	\$360	A2EB322-SV	\$1475
A322460SVP	\$1835	Maple Top/Silver Base	842T25-P	\$360	A2EB322-SV	\$1475
A322460SVS	\$1835	Slate Grey Top/Silver Base	842T25-S	\$360	A2EB322-SV	\$1475
A322460SVU	\$1835	Urban Walnut Top/Silver Base	842T25-U	\$360	A2EB322-SV	\$1475
A322460SWW	\$1835	White Top/Silver Base	842T25-W	\$360	A2EB322-SV	\$1475
A322460WHC	\$1835	Cherry Top/White Base	842T25-C	\$360	A2EB322-WH	\$1475
A322460WHE	\$1835	Espresso Top/White Base	842T25-E	\$360	A2EB322-WH	\$1475
A322460WHG	\$1835	Grey Top/White Base	842T25-G	\$360	A2EB322-WH	\$1475
A322460WHM	\$1835	Mahogany Top/White Base	842T25-M	\$360	A2EB322-WH	\$1475
A322460WHP	\$1835	Maple Top/White Base	842T25-P	\$360	A2EB322-WH	\$1475
A322460WHS	\$1835	Slate Grey Top/White Base	842T25-S	\$360	A2EB322-WH	\$1475
A322460WHU	\$1835	Urban Walnut Top/White Base	842T25-U	\$360	A2EB322-WH	\$1475
A322460WHW	\$1835	White Top/White Base	842T25-W	\$360	A2EB322-WH	\$1475

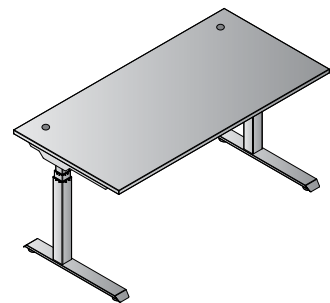
Bases are TAA Compliant

Casegoods IN STOCK



3-Stage 72'' x 24''
Electric Height Adjustable Table
CU: 4.7 (2 cartons) WT.:108
List: \$1,885

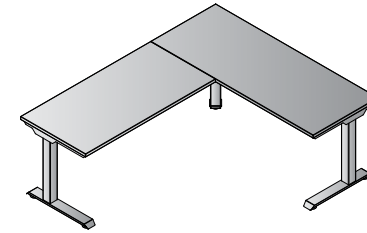
Typical#	List	Description	TOP	List	BASE	List
A322472SVC	\$1885	Cherry Top/Silver Base	842T26-C	\$410	A2EB322-SV	\$1475
A322472SVE	\$1885	Espresso Top/Silver Base	842T26-E	\$410	A2EB322-SV	\$1475
A322472SVG	\$1885	Grey Top/Silver Base	842T26-G	\$410	A2EB322-SV	\$1475
A322472SVM	\$1885	Mahogany Top/Silver Base	842T26-M	\$410	A2EB322-SV	\$1475
A322472SVP	\$1885	Maple Top/Silver Base	842T26-P	\$410	A2EB322-SV	\$1475
A322472SVS	\$1885	Slate Grey Top/Silver Base	842T26-S	\$410	A2EB322-SV	\$1475
A322472SVU	\$1885	Urban Walnut Top/Silver Base	842T26-U	\$410	A2EB322-SV	\$1475
A322472SWW	\$1885	White Top/Silver Base	842T26-W	\$410	A2EB322-SV	\$1475
A322472WHC	\$1885	Cherry Top/White Base	842T26-C	\$410	A2EB322-WH	\$1475
A322472WHE	\$1885	Espresso Top/White Base	842T26-E	\$410	A2EB322-WH	\$1475
A322472WHG	\$1885	Grey Top/White Base	842T26-G	\$410	A2EB322-WH	\$1475
A322472WHM	\$1885	Mahogany Top/White Base	842T26-M	\$410	A2EB322-WH	\$1475
A322472WHP	\$1885	Maple Top/White Base	842T26-P	\$410	A2EB322-WH	\$1475
A322472WHS	\$1885	Slate Grey Top/White Base	842T26-S	\$410	A2EB322-WH	\$1475
A322472WHU	\$1885	Urban Walnut Top/White Base	842T26-U	\$410	A2EB322-WH	\$1475
A322472WHW	\$1885	White Top/White Base	842T26-W	\$410	A2EB322-WH	\$1475



3-Stage 60'' x 30''
Electric Height Adjustable Table
CU: 5.57 (3 cartons)
WT.: 126.7
List: \$2,065

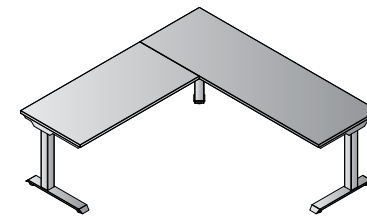
Typical#	List	Description	TOP	List	BASE	List	BASE	List
A323060SVC	\$2065	Cherry Top/Silver Base	842T3060-C	\$425	A2EB322-SV	\$1475	A2FEET30-SV	\$165
A323060SVE	\$2065	Espresso Top/Silver Base	842T3060-E	\$425	A2EB322-SV	\$1475	A2FEET30-SV	\$165
A323060SVG	\$2065	Grey Top/Silver Base	842T3060-G	\$425	A2EB322-SV	\$1475	A2FEET30-SV	\$165
A323060SVM	\$2065	Mahogany Top/Silver Base	842T3060-M	\$425	A2EB322-SV	\$1475	A2FEET30-SV	\$165
A323060SVP	\$2065	Maple Top/Silver Base	842T3060-P	\$425	A2EB322-SV	\$1475	A2FEET30-SV	\$165
A323060SVS	\$2065	Slate Grey Top/Silver Base	842T3060-S	\$425	A2EB322-SV	\$1475	A2FEET30-SV	\$165
A323060SVU	\$2065	Urban Walnut Top/Silver Base	842T3060-U	\$425	A2EB322-SV	\$1475	A2FEET30-SV	\$165
A323060SWW	\$2065	White Top/Silver Base	842T3060-W	\$425	A2EB322-SV	\$1475	A2FEET30-SV	\$165
A323060WHC	\$2065	Cherry Top/White Base	842T3060-C	\$425	A2EB322-WH	\$1475	A2FEET30-WH	\$165
A323060WHE	\$2065	Espresso Top/White Base	842T3060-E	\$425	A2EB322-WH	\$1475	A2FEET30-WH	\$165
A323060WHG	\$2065	Grey Top/White Base	842T3060-G	\$425	A2EB322-WH	\$1475	A2FEET30-WH	\$165
A323060WHM	\$2065	Mahogany Top/White Base	842T3060-M	\$425	A2EB322-WH	\$1475	A2FEET30-WH	\$165
A323060WHP	\$2065	Maple Top/White Base	842T3060-P	\$425	A2EB322-WH	\$1475	A2FEET30-WH	\$165
A323060WHS	\$2065	Slate Grey Top/White Base	842T3060-S	\$425	A2EB322-WH	\$1475	A2FEET30-WH	\$165
A323060WHU	\$2065	Urban Walnut Top/White Base	842T3060-U	\$425	A2EB322-WH	\$1475	A2FEET30-WH	\$165
A323060WHW	\$2065	White Top/White Base	842T3060-W	\$425	A2EB322-WH	\$1475	A2FEET30-WH	\$165

⚙️ Bases are TAA Compliant



3-Stage 60'' x 72''
Electric Height Adjustable L-Shape
CU: 5.8 (3 cartons) WT.:158
List: \$3,045


Typical#	List	Description	TOP	List	TOP	List	BASE	List
A336072SVC	\$3045	Cherry Top/Silver Base	842T25-C	\$360	842T24-C	\$310	A2EB333-SV	\$2375
A336072SVE	\$3045	Espresso Top/Silver Base	842T25-E	\$360	842T24-E	\$310	A2EB333-SV	\$2375
A336072SVG	\$3045	Grey Top/Silver Base	842T25-G	\$360	842T24-G	\$310	A2EB333-SV	\$2375
A336072SVM	\$3045	Mahogany Top/Silver Base	842T25-M	\$360	842T24-M	\$310	A2EB333-SV	\$2375
A336072SVP	\$3045	Maple Top/Silver Base	842T25-P	\$360	842T24-P	\$310	A2EB333-SV	\$2375
A336072SVS	\$3045	Slate Grey Top/Silver Base	842T25-S	\$360	842T24-S	\$310	A2EB333-SV	\$2375
A336072SVU	\$3045	Urban Walnut Top/Silver Base	842T25-U	\$360	842T24-U	\$310	A2EB333-SV	\$2375
A336072SWW	\$3045	White Top/Silver Base	842T25-W	\$360	842T24-W	\$310	A2EB333-SV	\$2375
A336072WHC	\$3045	Cherry Top/White Base	842T25-C	\$360	842T24-C	\$310	A2EB333-WH	\$2375
A336072WHE	\$3045	Espresso Top/White Base	842T25-E	\$360	842T24-E	\$310	A2EB333-WH	\$2375
A336072WHG	\$3045	Grey Top/White Base	842T25-G	\$360	842T24-G	\$310	A2EB333-WH	\$2375
A336072WHM	\$3045	Mahogany Top/White Base	842T25-M	\$360	842T24-M	\$310	A2EB333-WH	\$2375
A336072WHP	\$3045	Maple Top/White Base	842T25-P	\$360	842T24-P	\$310	A2EB333-WH	\$2375
A336072WHS	\$3045	Slate Grey Top/White Base	842T25-S	\$360	842T24-S	\$310	A2EB333-WH	\$2375
A336072WHU	\$3045	Urban Walnut Top/White Base	842T25-U	\$360	842T24-U	\$310	A2EB333-WH	\$2375
A336072WHW	\$3045	White Top/White Base	842T25-W	\$360	842T24-W	\$310	A2EB333-WH	\$2375



3-Stage 72'' x 72''
Electric Height Adjustable L-Shape
CU: 6.1 (3 cartons) WT.:164
List: \$3,095

Typical#	List	Description	TOP	List	TOP	List	BASE	List
A337272SVC	\$3095	Cherry Top/Silver Base	842T26-C	\$410	842T24-C	\$310	A2EB333-SV	\$2375
A337272SVE	\$3095	Espresso Top/Silver Base	842T26-E	\$410	842T24-E	\$310	A2EB333-SV	\$2375
A337272SVG	\$3095	Grey Top/Silver Base	842T26-G	\$410	842T24-G	\$310	A2EB333-SV	\$2375
A337272SVM	\$3095	Mahogany Top/Silver Base	842T26-M	\$410	842T24-M	\$310	A2EB333-SV	\$2375
A337272SVP	\$3095	Maple Top/Silver Base	842T26-P	\$410	842T24-P	\$310	A2EB333-SV	\$2375
A337272SVS	\$3095	Slate Grey Top/Silver Base	842T26-S	\$410	842T24-S	\$310	A2EB333-SV	\$2375
A337272SVU	\$3095	Urban Walnut Top/Silver Base	842T26-U	\$410	842T24-U	\$310	A2EB333-SV	\$2375
A337272SWW	\$3095	White Top/Silver Base	842T26-W	\$410	842T24-W	\$310	A2EB333-SV	\$2375
A337272WHC	\$3095	Cherry Top/White Base	842T26-C	\$410	842T24-C	\$310	A2EB333-WH	\$2375
A337272WHE	\$3095	Espresso Top/White Base	842T26-E	\$410	842T24-E	\$310	A2EB333-WH	\$2375
A337272WHG	\$3095	Grey Top/White Base	842T26-G	\$410	842T24-G	\$310	A2EB333-WH	\$2375
A337272WHM	\$3095	Mahogany Top/White Base	842T26-M	\$410	842T24-M	\$310	A2EB333-WH	\$2375
A337272WHP	\$3095	Maple Top/White Base	842T26-P	\$410	842T24-P	\$310	A2EB333-WH	\$2375
A337272WHS	\$3095	Slate Grey Top/White Base	842T26-S	\$410	842T24-S	\$310	A2EB333-WH	\$2375
A337272WHU	\$3095	Urban Walnut Top/White Base	842T26-U	\$410	842T24-U	\$310	A2EB333-WH	\$2375
A337272WHW	\$3095	White Top/White Base	842T26-W	\$410	842T24-W	\$310	A2EB333-WH	\$2375

⚙️ Bases are TAA Compliant



new

TOP COLORS

- Urban Walnut (U)
- Cherry (C)
- Grey (G)
- Maple (P)

BASE COLORS

- Slate Grey (S)
- Espresso (E)
- Black (3)
- Titanium (7)
- White (1)

shown: HB6025-3 Base with 842T25-C



13" Height Adjustment

Bases are TAA Compliant

PHAT Pneumatic Height Adjustable Tables

Sit & stand throughout your workday to keep your body and mind in motion. New PHAT Table (Pneumatic Height Adjustable Tables) worksurfaces adjust from 30.25" to 43.25", a 13" range, with a single lever. Included black locking casters provide more on-the-go capability. Heavyweight bases include dual-pneumatic power and driveshaft-synchronized operation. Fully enclosed center channel conceals components. Tops and Bases sold, packed and shipped individually.



White Top/White Base

48" x 24" Pneumatic Height Adjustable Table with Black Locking Casters
 CU: 3.1 (2 cartons) WT.: 95
List: \$1,210
Bases are TAA Compliant

Typical#	Description	TOP	List	BASE	List
PHAT2448C1	Cherry Top/White Base	842T24-C	\$310	HB6024-1	\$900
PHAT2448E1	Espresso Top/White Base	842T24-E	\$310	HB6024-1	\$900
PHAT2448G1	Grey Top/White Base	842T24-G	\$310	HB6024-1	\$900
PHAT2448M1	Mahogany Top/White Base	842T24-M	\$310	HB6024-1	\$900
PHAT2448P1	Maple Top/White Base	842T24-P	\$310	HB6024-1	\$900
PHAT2448S1	Slate Grey Top/White Base	842T24-S	\$310	HB6024-1	\$900
PHAT2448U1	Urban Walnut Top/White Base	842T24-U	\$310	HB6024-1	\$900
PHAT2448W1	White Top/White Base	842T24-W	\$310	HB6024-1	\$900
PHAT2448C3	Cherry Top/Black Base	842T24-C	\$310	HB6024-3	\$900
PHAT2448E3	Espresso Top/Black Base	842T24-E	\$310	HB6024-3	\$900
PHAT2448G3	Grey Top/Black Base	842T24-G	\$310	HB6024-3	\$900
PHAT2448M3	Mahogany Top/Black Base	842T24-M	\$310	HB6024-3	\$900
PHAT2448P3	Maple Top/Black Base	842T24-P	\$310	HB6024-3	\$900
PHAT2448S3	Slate Grey Top/Black Base	842T24-S	\$310	HB6024-3	\$900
PHAT2448U3	Urban Walnut Top/Black Base	842T24-U	\$310	HB6024-3	\$900
PHAT2448W3	White Top/Black Base	842T24-W	\$310	HB6024-3	\$900
PHAT2448C7	Cherry Top/Titanium Base	842T24-C	\$310	HB6024-7	\$900
PHAT2448E7	Espresso Top/Titanium Base	842T24-E	\$310	HB6024-7	\$900
PHAT2448G7	Grey Top/Titanium Base	842T24-G	\$310	HB6024-7	\$900
PHAT2448M7	Mahogany Top/Titanium Base	842T24-M	\$310	HB6024-7	\$900
PHAT2448P7	Maple Top/Titanium Base	842T24-P	\$310	HB6024-7	\$900
PHAT2448S7	Slate Grey Top/Titanium Base	842T24-S	\$310	HB6024-7	\$900
PHAT2448U7	Urban Walnut Top/Titanium Base	842T24-U	\$310	HB6024-7	\$900
PHAT2448W7	White Top/Titanium Base	842T24-W	\$310	HB6024-7	\$900

CU: 1.3 WT: 30 CU: 1.8 WT: 65



Cherry Top/Titanium Base

60" x 24" Pneumatic Height Adjustable Table with Black Locking Casters
 CU: 3.8 (2 cartons) WT.: 107
List: \$1,310
Bases are TAA Compliant

Typical#	Description	TOP	List	BASE	List
PHAT2460C1	Cherry Top/White Base	842T25-C	\$360	HB6025-1	\$950
PHAT2460E1	Espresso Top/White Base	842T25-E	\$360	HB6025-1	\$950
PHAT2460G1	Grey Top/White Base	842T25-G	\$360	HB6025-1	\$950
PHAT2460M1	Mahogany Top/White Base	842T25-M	\$360	HB6025-1	\$950
PHAT2460P1	Maple Top/White Base	842T25-P	\$360	HB6025-1	\$950
PHAT2460S1	Slate Grey Top/White Base	842T25-S	\$360	HB6025-1	\$950
PHAT2460U1	Urban Walnut Top/White Base	842T25-U	\$360	HB6025-1	\$950
PHAT2460W1	White Top/White Base	842T25-W	\$360	HB6025-1	\$950
PHAT2460C3	Cherry Top/Black Base	842T25-C	\$360	HB6025-3	\$950
PHAT2460E3	Espresso Top/Black Base	842T25-E	\$360	HB6025-3	\$950
PHAT2460G3	Grey Top/Black Base	842T25-G	\$360	HB6025-3	\$950
PHAT2460M3	Mahogany Top/Black Base	842T25-M	\$360	HB6025-3	\$950
PHAT2460P3	Maple Top/Black Base	842T25-P	\$360	HB6025-3	\$950
PHAT2460S3	Slate Grey Top/Black Base	842T25-S	\$360	HB6025-3	\$950
PHAT2460U3	Urban Walnut Top/Black Base	842T25-U	\$360	HB6025-3	\$950
PHAT2460W3	White Top/Black Base	842T25-W	\$360	HB6025-3	\$950
PHAT2460C7	Cherry Top/Titanium Base	842T25-C	\$360	HB6025-7	\$950
PHAT2460E7	Espresso Top/Titanium Base	842T25-E	\$360	HB6025-7	\$950
PHAT2460G7	Grey Top/Titanium Base	842T25-G	\$360	HB6025-7	\$950
PHAT2460M7	Mahogany Top/Titanium Base	842T25-M	\$360	HB6025-7	\$950
PHAT2460P7	Maple Top/Titanium Base	842T25-P	\$360	HB6025-7	\$950
PHAT2460S7	Slate Grey Top/Titanium Base	842T25-S	\$360	HB6025-7	\$950
PHAT2460U7	Urban Walnut Top/Titanium Base	842T25-U	\$360	HB6025-7	\$950
PHAT2460W7	White Top/Titanium Base	842T25-W	\$360	HB6025-7	\$950

CU: 1.6 WT: 37 CU: 2.2 WT: 70



Maple Top/Black Base

72" x 24" Pneumatic Height Adjustable Table with Black Locking Casters
 CU: 4.6 (2 cartons) WT.: 118
List: \$1,410

⚙️ Bases are TAA Compliant

Typical#	Description	TOP	List	BASE	List
PHAT2472C1	Cherry Top/White Base	842T26-C	\$410	HB6026-1	\$1000
PHAT2472E1	Espresso Top/White Base	842T26-E	\$410	HB6026-1	\$1000
PHAT2472G1	Grey Top/White Base	842T26-G	\$410	HB6026-1	\$1000
PHAT2472M1	Mahogany Top/White Base	842T26-M	\$410	HB6026-1	\$1000
PHAT2472P1	Maple Top/White Base	842T26-P	\$410	HB6026-1	\$1000
PHAT2472S1	Slate Grey Top/White Base	842T26-S	\$410	HB6026-1	\$1000
PHAT2472U1	Urban Walnut Top/White Base	842T26-U	\$410	HB6026-1	\$1000
PHAT2472W1	White Top/White Base	842T26-W	\$410	HB6026-1	\$1000
PHAT2472C3	Cherry Top/Black Base	842T26-C	\$410	HB6026-3	\$1000
PHAT2472E3	Espresso Top/Black Base	842T26-E	\$410	HB6026-3	\$1000
PHAT2472G3	Grey Top/Black Base	842T26-G	\$410	HB6026-3	\$1000
PHAT2472M3	Mahogany Top/Black Base	842T26-M	\$410	HB6026-3	\$1000
PHAT2472P3	Maple Top/Black Base	842T26-P	\$410	HB6026-3	\$1000
PHAT2472S3	Slate Grey Top/Black Base	842T26-S	\$410	HB6026-3	\$1000
PHAT2472U3	Urban Walnut Top/Black Base	842T26-U	\$410	HB6026-3	\$1000
PHAT2472W3	White Top/Black Base	842T26-W	\$410	HB6026-3	\$1000
PHAT2472C7	Cherry Top/Titanium Base	842T26-C	\$410	HB6026-7	\$1000
PHAT2472E7	Espresso Top/Titanium Base	842T26-E	\$410	HB6026-7	\$1000
PHAT2472G7	Grey Top/Titanium Base	842T26-G	\$410	HB6026-7	\$1000
PHAT2472M7	Mahogany Top/Titanium Base	842T26-M	\$410	HB6026-7	\$1000
PHAT2472P7	Maple Top/Titanium Base	842T26-P	\$410	HB6026-7	\$1000
PHAT2472S7	Slate Grey Top/Titanium Base	842T26-S	\$410	HB6026-7	\$1000
PHAT2472U7	Urban Walnut Top/Titanium Base	842T26-U	\$410	HB6026-7	\$1000
PHAT2472W7	White Top/Titanium Base	842T26-W	\$410	HB6026-7	\$1000

CU: 1.9 WT: 44 CU: 2.7 WT: 74

White Top/White Base

Grey Top/Titanium Base

Cherry Top/Titanium Base

Maple Top/Black Base


HB4GLIDE
 Floor Glides (set of 4)
 Carton Wt: 1 Cube: 0.195
 Designed For: PHAT & HAT Tables
List Price: \$25 (set of 4)



**Folding/Nesting
 Training Tables
 24 Color Combinations**



TOP COLORS



BASE COLORS



Folding. Nesting. Mobile.

Flip-Top Training Tables allow quick setup and change of table configurations to address any event. Easily convert from training to classroom to conference room configuration. Tables also fold/nest for space savings when not in use.



One-touch flip mechanism can be activated from either end of the table. Top locks into position when upright or horizontal.

All-steel frames feature modesty panel and full-length top support. Each includes (4) oversized locking casters designed for use on all floors.

Tops are 1" thick laminate with smooth, impact-resistant PVC edges. Underside includes metal inserts for included ganging clips.

Comprehensive selection of folding/nesting chairs available.

Tops

842T26-x Table Top 72"x24" CU:1.9 WT:44 List Price: \$410	842T25-x Table Top 60"x24" CU:1.6 WT:36 List Price: \$360	842T24-x Table Top 48"x24" CU:1.3 WT:28 List Price: \$310	842TPZ24-x Trapezoid Table Top 46.5"x20.5" w/24" Connecting Sides CU:1.2 WT:22.0 List Price: \$295 <i>*Not available in W, E, S or U</i>	842THR24-x Half-Round Table Top 48"x24" CU:1.2 WT:26.2 List Price: \$295 <i>*Available in Cherry (C) or Mahogany (M) only</i>

Bases

842FM6-x 6' Frame CU:4.5 WT:51 List Price: \$500	842FM5-x 5' Frame CU:3.7 WT:46 List Price: \$460	842FM4-x 4' Frame CU:2.9 WT:41 List Price: \$420	842FMPZHR4-x Frame for Trapezoid and Half-Round Tops CU:2.4 WT:35.3 List Price: \$375 <i>*Not available in White</i>	842GK1 Extra Ganging Kit Brackets (2) Thumbscrews (4) List Price: \$10

72" x 24" x 29.5" Tables

CU: 6.4 WT.: 95



Maple Top/Black Base



White Top/Titanium Base



Urban Walnut Top / White Base

60" x 24" x 29.5" Tables

CU: 5.3 WT.: 82



MapleTop/Black Base



CherryTop/Titanium Base

Typical	List	Description	TOP	List	BASE	List
84226BC	\$910	Cherry Top / Black Base	842T26-C	\$410	842FM6-B	\$500
84226BE	\$910	Espresso Top / Black Base	842T26-E	\$410	842FM6-B	\$500
84226BG	\$910	Grey Top / Black Base	842T26-G	\$410	842FM6-B	\$500
84226BM	\$910	Mahogany Top / Black Base	842T26-M	\$410	842FM6-B	\$500
84226BP	\$910	Maple Top / Black Base	842T26-P	\$410	842FM6-B	\$500
84226BS	\$910	Slate Grey Top / Black Base	842T26-S	\$410	842FM6-B	\$500
84226BU	\$910	Urban Walnut Top / Black Base	842T26-U	\$410	842FM6-B	\$500
84226BW	\$910	White Top / Black Base	842T26-W	\$410	842FM6-B	\$500
84226TC	\$910	Cherry Top / Titanium Base	842T26-C	\$410	842FM6-T	\$500
84226TE	\$910	Espresso Top / Titanium Base	842T26-E	\$410	842FM6-T	\$500
84226TG	\$910	Grey Top / Titanium Base	842T26-G	\$410	842FM6-T	\$500
84226TM	\$910	Mahogany Top / Titanium Base	842T26-M	\$410	842FM6-T	\$500
84226TP	\$910	Maple Top / Titanium Base	842T26-P	\$410	842FM6-T	\$500
84226TS	\$910	Slate Grey Top / Titanium Base	842T26-S	\$410	842FM6-T	\$500
84226TU	\$910	Urban Walnut Top / Titanium Base	842T26-U	\$410	842FM6-T	\$500
84226TW	\$910	White Top / Titanium Base	842T26-W	\$410	842FM6-T	\$500
84226WC	\$910	Cherry Top / White Base	842T26-C	\$410	842FM6-W	\$500
84226WE	\$910	Espresso Top / White Base	842T26-E	\$410	842FM6-W	\$500
84226WG	\$910	Grey Top / White Base	842T26-G	\$410	842FM6-W	\$500
84226WM	\$910	Mahogany Top / White Base	842T26-M	\$410	842FM6-W	\$500
84226WP	\$910	Maple Top / White Base	842T26-P	\$410	842FM6-W	\$500
84226WS	\$910	Slate Grey Top / White Base	842T26-S	\$410	842FM6-W	\$500
84226WU	\$910	Urban Walnut Top / White Base	842T26-U	\$410	842FM6-W	\$500
84226WW	\$910	White Top / White Base	842T26-W	\$410	842FM6-W	\$500

84225BC	\$820	Cherry Top / Black Base	842T25-C	\$360	842FM5-B	\$460
84225BE	\$820	Espresso Top / Black Base	842T25-E	\$360	842FM5-B	\$460
84225BG	\$820	Grey Top / Black Base	842T25-G	\$360	842FM5-B	\$460
84225BM	\$820	Mahogany Top / Black Base	842T25-M	\$360	842FM5-B	\$460
84225BP	\$820	Maple Top / Black Base	842T25-P	\$360	842FM5-B	\$460
84225BS	\$820	Slate Grey Top / Black Base	842T25-S	\$360	842FM5-B	\$460
84225BU	\$820	Urban Walnut Top / Black Base	842T25-U	\$360	842FM5-B	\$460
84225BW	\$820	White Top / Black Base	842T25-W	\$360	842FM5-B	\$460
84225TC	\$820	Cherry Top / Titanium Base	842T25-C	\$360	842FM5-T	\$460
84225TE	\$820	Espresso Top / Titanium Base	842T25-E	\$360	842FM5-T	\$460
84225TG	\$820	Grey Top / Titanium Base	842T25-G	\$360	842FM5-T	\$460
84225TM	\$820	Mahogany Top / Titanium Base	842T25-M	\$360	842FM5-T	\$460
84225TP	\$820	Maple Top / Titanium Base	842T25-P	\$360	842FM5-T	\$460
84225TS	\$820	Slate Grey Top / Titanium Base	842T25-S	\$360	842FM5-T	\$460
84225TU	\$820	Urban Walnut Top / Titanium Base	842T25-U	\$360	842FM5-T	\$460
84225TW	\$820	White Top / Titanium Base	842T25-W	\$360	842FM5-T	\$460
84225WC	\$820	Cherry Top / White Base	842T25-C	\$360	842FM5-W	\$460
84225WE	\$820	Espresso Top / White Base	842T25-E	\$360	842FM5-W	\$460
84225WG	\$820	Grey Top / White Base	842T25-G	\$360	842FM5-W	\$460
84225WM	\$820	Mahogany Top / White Base	842T25-M	\$360	842FM5-W	\$460
84225WP	\$820	Maple Top / White Base	842T25-P	\$360	842FM5-W	\$460
84225WS	\$820	Slate Grey Top / White Base	842T25-S	\$360	842FM5-W	\$460
84225WU	\$820	Urban Walnut Top / White Base	842T25-U	\$360	842FM5-W	\$460
84225WW	\$820	White Top / White Base	842T25-W	\$360	842FM5-W	\$460

G Bases are TAA Compliant

48" x 24" x 29.5" Tables

CU: 4.2 WT.: 69



Espresso Top/
Titanium Base



nesting in
White Top/
Titanium Base

Trapezoid Tables

46.5" x 20.5" x 29.5"

CU: 3.6 WT.: 57.3



Grey Top/
Titanium Base

Half-Round Tables

48" x 24" x 29.5"

CU: 3.6 WT.: 51.5



Cherry Top/
Black Base

Typical	List	Description	TOP	List	BASE	List
84224BC	\$730	Cherry Top / Black Base	842T24-C	\$310	842FM4-B	\$420
84224BE	\$730	Espresso Top / Black Base	842T24-E	\$310	842FM4-B	\$420
84224BG	\$730	Grey Top / Black Base	842T24-G	\$310	842FM4-B	\$420
84224BM	\$730	Mahogany Top / Black Base	842T24-M	\$310	842FM4-B	\$420
84224BP	\$730	Maple Top / Black Base	842T24-P	\$310	842FM4-B	\$420
84224BS	\$730	Slate Grey Top / Black Base	842T24-S	\$310	842FM4-B	\$420
84224BU	\$730	Urban Walnut Top / Black Base	842T24-U	\$310	842FM4-B	\$420
84224BW	\$730	White Top / Black Base	842T24-W	\$310	842FM4-B	\$420
84224TC	\$730	Cherry Top / Titanium Base	842T24-C	\$310	842FM4-T	\$420
84224TE	\$730	Espresso Top / Titanium Base	842T24-E	\$310	842FM4-T	\$420
84224TG	\$730	Grey Top / Titanium Base	842T24-G	\$310	842FM4-T	\$420
84224TM	\$730	Mahogany Top / Titanium Base	842T24-M	\$310	842FM4-T	\$420
84224TP	\$730	Maple Top / Titanium Base	842T24-P	\$310	842FM4-T	\$420
84224TS	\$730	Slate Grey Top / Titanium Base	842T24-S	\$310	842FM4-T	\$420
84224TU	\$730	Urban Walnut Top / Titanium Base	842T24-U	\$310	842FM4-T	\$420
84224TW	\$730	White Top / Titanium Base	842T24-W	\$310	842FM4-T	\$420
84224WC	\$730	Cherry Top / White Base	842T24-C	\$310	842FM4-W	\$420
84224WE	\$730	Espresso Top / White Base	842T24-E	\$310	842FM4-W	\$420
84224WG	\$730	Grey Top / White Base	842T24-G	\$310	842FM4-W	\$420
84224WM	\$730	Mahogany Top / White Base	842T24-M	\$310	842FM4-W	\$420
84224WP	\$730	Maple Top / White Base	842T24-P	\$310	842FM4-W	\$420
84224WS	\$730	Slate Grey Top / White Base	842T24-S	\$310	842FM4-W	\$420
84224WU	\$730	Urban Walnut Top / White Base	842T24-U	\$310	842FM4-W	\$420
84224WW	\$730	White Top / White Base	842T24-W	\$310	842FM4-W	\$420

Typical	List	Description	TOP	List	BASE	List
842PZ24BC	\$670	Cherry Top / Black Base	842TPZ24-C	\$295	842FMPZHR4-B	\$375
842PZ24BG	\$670	Grey Top / Black Base	842TPZ24-G	\$295	842FMPZHR4-B	\$375
842PZ24BM	\$670	Mahogany Top / Black Base	842TPZ24-M	\$295	842FMPZHR4-B	\$375
842PZ24BP	\$670	Maple Top / Black Base	842TPZ24-P	\$295	842FMPZHR4-B	\$375
842PZ24TC	\$670	Cherry Top / Titanium Base	842TPZ24-C	\$295	842FMPZHR4-T	\$375
842PZ24TG	\$670	Grey Top / Titanium Base	842TPZ24-G	\$295	842FMPZHR4-T	\$375
842PZ24TM	\$670	Mahogany Top / Titanium Base	842TPZ24-M	\$295	842FMPZHR4-T	\$375
842PZ24TP	\$670	Maple Top / Titanium Base	842TPZ24-P	\$295	842FMPZHR4-T	\$375

Typical	List	Description	TOP	List	BASE	List
842HR24BC	\$670	Cherry Top / Black Base	842THR24-C	\$295	842FMPZHR4-B	\$375
842HR24BM	\$670	Mahogany Top / Black Base	842THR24-M	\$295	842FMPZHR4-B	\$375
842HR24TC	\$670	Cherry Top / Titanium Base	842THR24-C	\$295	842FMPZHR4-T	\$375
842HR24TM	\$670	Mahogany Top / Titanium Base	842THR24-M	\$295	842FMPZHR4-T	\$375

Bases are TAA Compliant

All Training Tables have achieved GREENGUARD Certification



Multipurpose PACE modular components create training, class and computer room tables. Unique U-shaped conference tables also available. Tops are 1-1/8" thick laminate with 3mm PVC edges and available support bars. Choose T-arc or Post legs with levelers in Black or Metallic finish. Add-on casters available. Metal-to-metal fastening allows quick, easy assembly and reconfiguration. Laminate colors match Napa series casegoods.



Finish Key



MAH Mahogany Top



GRY Grey Top




MAH Mahogany Modesty Panel



CHA Charcoal Grey Modesty Panel

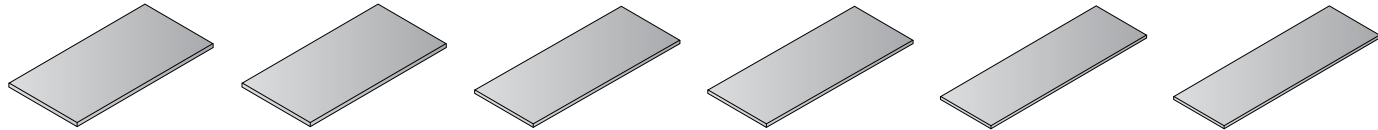


BLK Black Legs



MET Metallic Legs

Casegoods IN STOCK

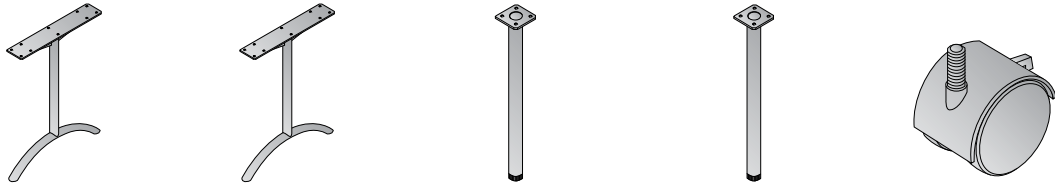


- PAC-RCT4824-GRY** Rectangular Top 48"x 24" CU: 1.5 WT: 35.3 List Price: **\$230**
- PAC-RCT4824-MAH** Rectangular Top 48"x 24" CU: 1.5 WT: 35.3 List Price: **\$230**
- PAC-RCT6024-GRY** Rectangular Top 60"x 24" CU: 1.8 WT: 41.9 List Price: **\$300**
- PAC-RCT6024-MAH** Rectangular Top 60"x 24" CU: 1.8 WT: 41.9 List Price: **\$300**
- PAC-RCT7224-GRY** Rectangular Top 72"x 24" CU: 2.2 WT: 50.7 List Price: **\$375**
- PAC-RCT7224-MAH** Rectangular Top 72"x 24" CU: 2.2 WT: 50.7 List Price: **\$375**

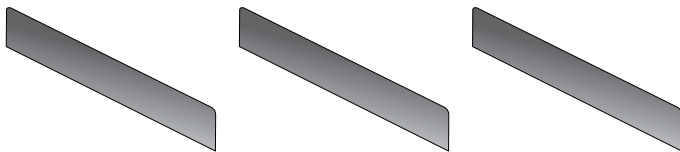


- PAC-SB4** Support Bar For 48" Top CU: 0.05 WT: 0.75 List Price: **\$49**
- PAC-SB5** Support Bar For 60" Top CU: 0.06 WT: 1.25 List Price: **\$60**
- PAC-SB6** Support Bar For 72" Top CU: 0.07 WT: 1.50 List Price: **\$70**

Support Bars
 * Order with all PACE Rectangular Tops
 * Provides increased weight support and stability
 * Center on underside of Top; mount with supplied wood screws
 * Powder-coated steel construction
 * Black only

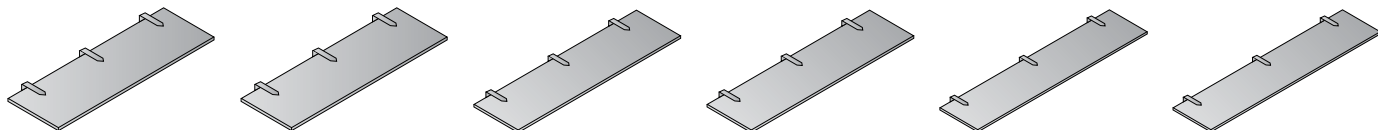


- PAC-LEGTARC-MET** T-Arc Leg CU: 1.9 WT: 13.2 List Price: **\$235**
- PAC-LEGTARC-BLK** T-Arc Leg CU: 1.9 WT: 13.2 List Price: **\$235**
- PAC-LEGPOST-MET** Post Leg CU: 0.4 WT: 8.8 List Price: **\$90** Includes adjustable leg leveler Leg adjusts 28.5"H - 30"H
- PAC-LEGPOST-BLK** Post Leg CU: 0.4 WT: 8.8 List Price: **\$90** Includes adjustable leg leveler Leg adjusts 28.5"H - 30"H
- PAC-4CASTER** Set of 4 Casters for Post Legs CU: 0.01 WT: 2.2 List Price: **\$22** Post Legs with Casters are 29.5"H T-Arc Legs with Casters are 30"H



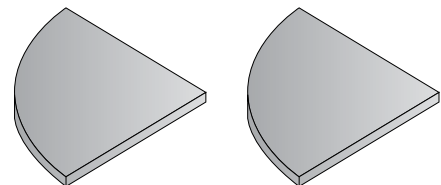
- PAC-PS4** Privacy Screen For 48" Top CU: 0.2 WT: 10.0 List Price: **\$295**
- PAC-PS5** Privacy Screen For 60" Top CU: 0.3 WT: 12.5 List Price: **\$335**
- PAC-PS6** Privacy Screen For 72" Top CU: 0.4 WT: 15.0 List Price: **\$375**

Privacy Screens
 * Use with PAC-RCT rectangular tops
 * Adds visual privacy (14" H)
 * Tackable surface
 * Black fabric
 * Includes metallic mounting hardware



- PAC-MOD48-CHA** Modesty Panel for 48" Top CU: 0.8 WT: 13.2 List Price: **\$160**
- PAC-MOD48-MAH** Modesty Panel for 48" Top CU: 0.8 WT: 13.2 List Price: **\$160**
- PAC-MOD60-CHA** Modesty Panel for 60" Top CU: 1.1 WT: 15.4 List Price: **\$190**
- PAC-MOD60-MAH** Modesty Panel for 60" Top CU: 1.1 WT: 15.4 List Price: **\$190**
- PAC-MOD72-CHA** Modesty Panel for 72" Top CU: 1.3 WT: 17.6 List Price: **\$215**
- PAC-MOD72-MAH** Modesty Panel for 72" Top CU: 1.3 WT: 17.6 List Price: **\$215**

Note: Modesty Panels are optional.



- PAC-QRT2424-GRY** Quarter Round Top 24"x 24" CU: 0.8 WT: 17.6 List Price: **\$160**
- PAC-QRT2424-MAH** Quarter Round Top 24"x 24" CU: 0.8 WT: 17.6 List Price: **\$160**

All items priced individually.



Top & T-Arc Legs Top, Modesty Panel & T-Arc Legs Top & Post Legs Top, Modesty Panel & Post Legs

4' Table - 48" x 24"

- PAC-TT48A** / / List Price **\$700** Cu. Ft: 5.3 Wt: 61.7 Consists of: PAC-RCT4824 PAC-LEGTARC (2 qty.)
- PAC-TT48AM** / / List Price **\$860** Cu. Ft: 6.1 Wt: 74.9 Consists of: PAC-RCT4824 PAC-MOD48 PAC-LEGTARC (2 qty.)
- PAC-TT48P** / / List Price **\$590** Cu. Ft: 3.1 Wt: 70.5 Consists of: PAC-RCT4824 PAC-LEGPOST (4 qty.)
- PAC-TT48PM** / / List Price **\$750** Cu. Ft: 3.9 Wt: 83.7 Consists of: PAC-RCT4824 PAC-MOD48 PAC-LEGPOST (4 qty.)

5' Table - 60" x 24"

- PAC-TT60A** / / List Price **\$830** Cu. Ft: 5.6 Wt: 69.5 Consists of: PAC-RCT6024 PAC-LEGTARC (2 qty.) PAC-SB5
- PAC-TT60AM** / / List Price **\$1,020** Cu. Ft: 6.8 Wt: 85.0 Consists of: PAC-RCT6024 PAC-MOD60 PAC-LEGTARC (2 qty.) PAC-SB5
- PAC-TT60P** / / List Price **\$720** Cu. Ft: 3.5 Wt: 78.4 Consists of: PAC-RCT6024 PAC-LEGPOST (4 qty.) PAC-SB5
- PAC-TT60PM** / / List Price **\$910** Cu. Ft: 4.6 Wt: 93.8 Consists of: PAC-RCT6024 PAC-MOD60 PAC-LEGPOST (4 qty.) PAC-SB5

6' Table - 72" x 24"

- PAC-TT72A** / / List Price **\$915** Cu. Ft: 6.0 Wt: 79.6 Consists of: PAC-RCT7224 PAC-LEGTARC (2 qty.) PAC-SB6
- PAC-TT72AM** / / List Price **\$1,130** Cu. Ft: 7.4 Wt: 97.2 Consists of: PAC-RCT7224 PAC-MOD72 PAC-LEGTARC (2 qty.) PAC-SB6
- PAC-TT72P** / / List Price **\$805** Cu. Ft: 3.9 Wt: 87.4 Consists of: PAC-RCT7224 PAC-LEGPOST (4 qty.) PAC-SB6
- PAC-TT72PM** / / List Price **\$1,020** Cu. Ft: 5.2 Wt: 105 Consists of: PAC-RCT7224 PAC-MOD72 PAC-LEGPOST (4 qty.) PAC-SB6

Finish Key (Tops)



MAH - Mahogany GRY - Grey

Finish Key (Legs)



BLK - Black MET - Metallic Legs

Finish Key (Modesty Panels)



MAH - Mahogany CHA - Charcoal

Order Example

PAC-TT48AMAH/BLK
 Top: MAH Mahogany
 Legs: BLK Black

All OSP METAL units are built with heavy-gauge steel, MIG & TIG welding and powdercoat finishes for long-lasting quality and durability. Lateral files and pedestals are factory-assembled with premium features and limited lifetime warranty. Choose from multiple colors.



P Putty G Light Grey C Charcoal B Black

Lateral Files 36" & 42" Wide

- 2, 3, 4 & 5-drawer all-metal files
- 6 color options
- Side-to-side Letter, Legal & A4 filing
- Full-extension, steel ball-bearing drawer slides
- Safety interlock allows only one drawer to open at a time
- Integrated full-width pull design for easy opening of drawers
- Random-keyed, core-removable locks with replacement cores in multiple numbers available for customized security
- Adjustable leg levelers
- Complies with ANSI/BIFMA standards covering 21 different testing sections
- Optional front-to-back filing rails (LF100)




WH White SV Silver


Pedestals 22" D

- Closed Top pedestals (PTC) include counterweight and casters, two are locking
- Open Top pedestals include 1"-adjustable glides
- Front-to-back Letter & side-to-side Legal filing with full extension drawers
- Black metal drawers with high sides and ball-bearing suspensions
- Optional casters (PCASTER) and adjustable glides (PGLIDE)
- Complies with ANSI/BIFMA standards


LF230-x 30" Wide 2-Drawer Lateral File with Core-Removeable Lock & Adjustable Glides

	Finish	List
	B Black	\$695
	SV Silver	
	WH White	
Overall Max: 30W x 20D x 28H		
Drawer: 28W x 15.75D x 9.5H		
Carton Wt: 128 lbs.		
Cube: 12.3		
Options: Front to Back Rails (LF 100)		
Note: Drawer Weight Capacity: 64 lbs.		
UPS: No Ships Fully Assembled		


LF236-x 36" Wide 2-Drawer Lateral File with Core-Removeable Lock & Adjustable Glides

	Finish	List
	B Black	\$775
	C Charcoal	
	G Light Grey	
	P Putty	
	SV Silver <small>new</small>	
	WH White <small>new</small>	
Overall Max: 36W x 20D x 28H		
Drawer: 32.25W x 15.75D x 9.5H		
Carton Wt: 133 lbs.		
Cube: 14.66		
Options: Front to Back Rails (LF 100)		
Note: Drawer Weight Capacity: 64 lbs.		
UPS: No Ships Fully Assembled		


LF336-x 36" Wide 3-Drawer Lateral File with Core-Removeable Lock & Adjustable Glides

	Finish	List
	B Black	\$1125
	C Charcoal	
	G Light Grey	
	P Putty	
	SV Silver <small>new</small>	
	WH White <small>new</small>	
Overall Max: 36W x 20D x 40H		
Drawer: 32.25W x 15.75D x 9.5H		
Carton Wt: 168 lbs.		
Cube: 19.83		
Options: Front to Back Rails (LF 100)		
Note: Drawer Weight Capacity: 64 lbs.		
UPS: No Ships Fully Assembled		


LF436-x 36" Wide 4-Drawer Lateral File with Core-Removeable Lock & Adjustable Glides

	Finish	List
	B Black	\$1360
	C Charcoal	
	G Light Grey	
	P Putty	
	SV Silver <small>new</small>	
	WH White <small>new</small>	
Overall Max: 36W x 20D x 52H		
Drawer: 32.25W x 15.75D x 9.5H		
Carton Wt: 191 lbs.		
Cube: 25.64		
Options: Front to Back Rails (LF 100)		
Note: Drawer Weight Capacity: 64 lbs.		
UPS: No Ships Fully Assembled		


LF536-x 36" Wide 5-Drawer Lateral File with Core-Removeable Lock, Adjustable Glides & Top Drawer with Open Sides

	Finish	List
	B Black	\$1865
	C Charcoal	
	G Light Grey	
	P Putty	
	SV Silver <small>new</small>	
	WH White <small>new</small>	
Overall Max: 36W x 20D x 64H		
Drawer: 32.25W x 15.75D x 9.5H		
Carton Wt: 246 lbs.		
Cube: 31.93		
Options: Front to Back Rails (LF 100)		
Note: Drawer Weight Capacity: 64 lbs.		
UPS: No Ships Fully Assembled		

LF242-x 42" Wide 2-Drawer Lateral File with Core-Removeable Lock & Adjustable Glides

	Finish	List
	B Black	\$850
	C Charcoal	
	G Light Grey	
	P Putty	
Overall Max: 42W x 20D x 28H		
Drawer: 40.25W x 15.75D x 9.5H		
Carton Wt: 152 lbs.		
Cube: 16.24		
Options: Front to Back Rails (LF 100)		
Note: Drawer Weight Capacity: 76 lbs.		
UPS: No Ships Fully Assembled		

LF342-x 42" Wide 3-Drawer Lateral File with Core-Removeable Lock & Adjustable Glides

	Finish	List
	B Black	\$1250
	C Charcoal	
	G Light Grey	
	P Putty	
Overall Max: 42W x 20D x 40H		
Drawer: 40.25W x 15.75D x 9.5H		
Carton Wt: 180 lbs.		
Cube: 22.96		
Options: Front to Back Rails (LF 100)		
Note: Drawer Weight Capacity: 76 lbs.		
UPS: No Ships Fully Assembled		

All items are TAA Compliant

Metal IN STOCK

All Metal Files, Pedestals and Storage Cabinets have achieved GREENGUARD Certification



All Metal Files, Pedestals and Storage Cabinets have achieved GREENGUARD Certification



LF442-x 42" Wide 4-Drawer Lateral File with Core-Removeable Lock & Adjustable Glides



	Finish	List
Overall Max: 42W x 20D x 52H	B Black	\$1515
Drawer: 40.25W x 15.75D x 9.5H	C Charcoal	
Carton Wt: 220 lbs.	G Light Grey	
Cube: 29.68	P Putty	
Options: Front to Back Rails (LF 100)		
Note: Drawer Weight Capacity: 76 lbs.		
UPS: No Ships Fully Assembled		

LF542-x 42" Wide 5-Drawer Lateral File with Core-Removeable Lock, Adjustable Glides & Top Drawer with Open Sides



	Finish	List
Overall Max: 42W x 20D x 64H	B Black	\$2065
Drawer: 40.25W x 15.75D x 9.5H	C Charcoal	
Carton Wt: 261 lbs.	G Light Grey	
Cube: 36.97	P Putty	
Options: Front to Back Rails (LF 100)		
Note: Drawer Weight Capacity: 76 lbs.		
UPS: No Ships Fully Assembled		

PTC22FF-x 22" Closed Top Pedestal with Casters - File/File, Counter Weight Included



	Finish	List
Overall Max: 14.75W x 21.75D x 27.75H	B Black	\$430
Drawer: 18D	M Med Tone	
	G Light Grey	
Carton Wt: 57 lbs.	P Putty	
Cube: 6.33	SV Silver <small>new</small>	
Options: N/A	WH White <small>new</small>	
UPS: No Requires Caster Attachment		

PTO22FF-x 22" Open Top Pedestal with Adjustable Glides - File/File



	Finish	List
Overall Max: 14.75W x 21.75D x 27.75H	B Black	\$415
Drawer: 18D	M Med Tone	
	G Light Grey	
Carton Wt: 57 lbs.	P Putty	
Cube: 6.33	SV Silver <small>new</small>	
Options: Casters for Open Top Pedestal (PCASTER)	WH White <small>new</small>	
UPS: No Requires Leveler Attachment		

PTC22BBF-x 22" Closed Top Pedestal with Casters - Box/Box/File, Counter Weight Included



	Finish	List
Overall Max: 14.75W x 21.75D x 27.75H	B Black	\$430
Drawer: 18D	M Med Tone	
	G Light Grey	
Carton Wt: 64 lbs.	P Putty	
Cube: 6.33	SV Silver <small>new</small>	
Options: N/A	WH White <small>new</small>	
UPS: No Requires Caster Attachment		

PTO22BBF-x 22" Open Top Pedestal with Adjustable Glides - Box/Box/File



	Finish	List
Overall Max: 14.75W x 21.75D x 27.75H	B Black	\$415
Drawer: 18D	M Med Tone	
	G Light Grey	
Carton Wt: 64 lbs.	P Putty	
Cube: 6.33	SV Silver <small>new</small>	
Options: Casters for Open Top Pedestal (PCASTER)	WH White <small>new</small>	
UPS: No Requires Leveler Attachment		

All items are TAA Compliant



All Metal Files, Pedestals and Storage Cabinets have achieved GREENGUARD Certification

Metal IN STOCK

BXPMC22BF Mobile File with Cushion new



	Finish	Fabric	List
Overall Max: 15.75W x 23D x 22.25H	GY Grey	Icon Black	\$450
Carton: 24W x 23D x 18H	SV Silver <small>new</small>	Grade A	\$485
Carton Wt: 45 lbs. UPS Wt: 46 lbs	WH White <small>new</small>	Grade B	\$500
Cube: 5.75		Grade C	\$535
COM: 1 yard		Grade R	\$560
UPS: Yes			

ST423618-x 42" High Storage Cabinet with 1 Adjustable Shelf



	Finish	List
Overall Max: 36W x 18D x 42H	B Black	\$500
	C Charcoal	
	G Light Grey	
Carton Wt: 84 lbs.	P Putty	
Cube: 3.7		
Options: Extra Shelves (STSHF18)		
UPS: No Assembly Required		

ST723618-x 72" High Storage Cabinet with 4 Adjustable Shelves



	Finish	List
Overall Max: 36W x 18D x 72H	B Black	\$725
	C Charcoal	
	G Light Grey	
Carton Wt: 141 lbs.	P Putty	
Cube: 6.29		
Options: Extra Shelves (STSHF18)		
UPS: No Assembly Required		

Option	Description	List Price
LF-LK1	Lock Core + 2 Keys	\$9
LF-LK2	Lock Housing, Core + 2 Keys - Lateral Files & Mobile (PTC) Pedestals	\$15
PED-LK2	Lock Housing, Core + 2 Keys Fixed (PTO) Pedestals & Metal Desks	\$15
LF-KM	Master Key	\$8
LF-KC	Change Key	\$8
LF-KB	Blank Key	\$8
LF100	Front to Back Rails (set of 2)	\$15
LF120	Drawer Sides Cover Rails (set of 2)	\$15
STSHF18	Extra Shelves (set of 2)	\$100
PCASTER	Castors for Pedestals (set of 4)	\$12
PGLIDE	Adjustable Glides for Pedestals (set of 4)	\$9
PED-BDD	Drawer Divider for Box Drawers	\$15
PCONV	Convert Open Top Pedestal to Mobile/Closed Top Pedestal (Specify Color)	\$100

Storage Units

- 270-degree opening doors
- 80 lb. shelf capacity
- Includes lock
- Optional additional shelves (STSHR-18)
- Requires assembly



All items are TAA Compliant

Metal IN STOCK



All Metal Files, Pedestals and Storage Cabinets have achieved GREENGUARD Certification

Multipurpose

Materials

- Laminates match Napa, Lodi, Training & Height Adjustable Tables, etc.
- Thermally fused laminate for scratch resistance
- Smooth, impact-resistant edgebanding

Laminate Bookcase (LBC)

- 3/4" thick finished back panel
- Heavy-duty 1" thick shelves
- Usable shelf area: 32.25"W x 10.75"D
- 1" adjustable shelves with 3 positions per shelf
- Leg levelers included

Expandable Tables (EXP)

- Build-to-length capability with modular components
- 1.5" thick tops

- Dual-stretcher design conceals wires and power modules
- Rectangular components for interior of table include 2 legs, 2 stretchers, 1 top
- Bullet components for ends of table include 1 leg, 2 stretchers, 1 top
- 8' and 10' tables require replacement stretchers
- Metallic wire management grommet included with each top
- Optional EXPPOW1 drop-in, auto-revolving power station available
- 2 Power, 1 USB, 1 HDMI, 1 Phone & 1 Data
- Powered open/close with touch of a button
- Electronic eye prevents accidental closure when plugs are in use
- Closed position protects unit and features a low-profile design

- Aluminum finish
- 6' power cord
- UL approved

Laminate Workstations (LWS)

- 3/4" thick end panels, 2/3" thick back panel
- 1" thick tops (upper & lower)
- Can be installed side-by-side and back-to-back
- Grommets in top & end panels for wire management
- Back panel 3/4" off floor for wire management
- Accommodates pedestals from Napa/Lodi series

ASCEND II

Materials

- Scratch-resistant, 1" thick thermally fused laminate tops
- Impact-resistant 2mm PVC edges
- Steel bases with powdercoat finish

Design Details

- Bases in Silver & White
- Tops in Cherry, Espresso, Grey, Mahogany, Maple, Slate Grey, Urban Walnut & White
- 4', 5' and 6' x 24"D Tops
- 30" x 60" top; add A2FEET30 for 30"D tops

Construction

- Columns 2.75" x 2.75" with 1.5mm thick steel
- 22.8" deep, slope-style feet
- Width-adjustable center channel to accommodate 48"-72" tops
- 22.8" deep top supports

Features

- Handset with 3 programmable positions
- Anti-collision with sensitivity adjustment
- 36mm/s 0-100 lb. load, 32mm/s 100+ lb. load
- Sound level under 45dB without load
- Push-button adjustment
- 6' electrical cord
- UL962
- 5-year warranty

30"D Tops

- For 30"D tops, add optional A2FEET30 (set of 2)

Base (without top)	Height Range	Load Capacity	High/Low Position
A2EB322	25.5"	250 lb.	50" / 24.5"
A2EB333	25.5"	325 lb.	50" / 24.5"
A2EB222	17.3"	220 lb.	44.5" / 27.2"

PHAT

Materials

- Scratch-resistant thermally fused laminate surfaces with particleboard core
- Impact-resistant 2mm PVC edges
- 3" square steel column legs, 14 gauge steel
- Steel center and end supports, 14 gauge steel
- Black plastic 2.5" diameter, locking casters

Design Details

- Tops in Cherry, Espresso, Grey, Mahogany, Maple, Slate Grey, Urban Walnut & White
- Bases in Black, Titanium & White
- 4', 5' & 6'W x 24"D tables
- 30" x 60" tops available for 5' base
- Optional adjustable-height floor glides (HB4GLIDE)

Construction

- 1" thick tops with 2mm PVC edgebanding
- Tops and Bases sold, packed and shipped separately
- Simple assembly required
- Easy-roll, 2.5" diameter locking casters
- Stationary weight capacity 200 lbs.

Training Tables Folding/Nesting

Materials

- Scratch-resistant, thermally fused laminate surfaces
- Impact-resistant 2mm PVC edges
- Metal frame with powdercoat finish

- Legs made with 28mm-diameter steel tube; 2.3mm thick
- Modesty panel 22 gauge steel

Design Details

- Tops in Cherry, Espresso, Grey, Mahogany, Maple, Slate Grey, Urban Walnut & White
- Titanium & Black frames

- Modesty panel with decorative dot pattern
- 4', 5' & 6' x 24"D tables

Construction

- 1" tops with 2mm PVC edgebanding
- Tops and Frames sold/packed/shipped separately
- Simple assembly required
- 2.5" easy-roll, locking casters

Pace

Materials

- Scratch-resistant, textured thermally fused laminate surfaces with particleboard core
- Impact-resistant 3mm PVC edges

Design Details

- Mahogany & Fog/Charcoal Grey laminates with smooth PVC edges

- T-Arc and Post Legs with Black or Metallic powdercoat finish
- Optional modesty panels

Construction

- 1-1/8" tops and 5/8" modesty panels with metal inserts
- All components sold and packed/shipped individually

Training/Class/Computer

- 4', 5' & 6' tops @ 24" deep
- All tops feature metal inserts for Leg and Modesty Panel attachment
- Legs ship with levelers; optional casters available

DESIGNlab

By OSP FURNITURE™



ALP25 Alpha Battlestation Gaming Desk with Bluetooth controlled RGB LED lights, and 3-Port Magnetic Smart Power USB Hub.

Overall Size: 48.25W x 23D x 34.75H Monitor Shelf: 46W x 9D

Desktop: 46W x 22D x 0.75T

Carton Wt: 52 UPS Wt: 52

Carton: 51L x 35W x 6H Cube: 6.07 Options: N/A

NEW

Notes: Power Strip Bracket & Cable Management, Integrated Hooks, Matte Carbon Fiber Finish

Finish	List Price
Black (-BLK)	525.00

AVA25 Avatar Battlestation Gaming Desk with Bluetooth RGB LED lights, 3-Port Magnetic Smart Power USB Hub and Monitor Shelf.

Overall Size: 54W x 54D x 34.5H

Monitor Shelf: 54W x 10D x 6H Storage Shelf: 18W x 10D x 3H

Carton Wt: 105 UPS Wt: 105

Carton: 57L x 34W x 7H Cube: 7.85 Options: N/A

NEW

Notes: Power Strip Bracket & Cable Management

Finish	List Price
Black (-BLK) Red (-RD)	895.00



ARE25 Area 51 Battlestation Gaming Desk with Bluetooth RGB LED lights, 3-Port Magnetic Smart Power USB Hub and Monitor Shelf.
Overall Size: 54W x 23.5D x 34.5H
Monitor Shelf: 54W x 10D x 6H
Carton Wt: 70 **UPS Wt:** 70
Carton: 58L x 27W x 6H **Cube:** 5.43 **Options:** N/A

Notes: Power Strip Bracket & Cable Management

NEW

Finish	List Price
Black (-BLK) Red (-RD)	750.00



CKP4824GD Checkpoint Ghost Battlestation Gaming Desk w/Multi-Colored LED Lighting/Remote Control, and Built-In Single Outlet w/Dual USB Charging
Overall Size: 47.75W x 24D x 36H **Monitor Shelf:** 47.75W x 9D
Desktop: 47.75W x 23.25D
Carton Wt: 63 **UPS Wt:** 63
Carton: 54L x 27W x 8H **Cube:** 6.75 **Options:** N/A

Notes: Reinforced Steel Frame, Wireless Device Charging Pad, Headphone/Accessory Hook, Storage Tray and Cup Holder

NEW

Finish	List Price
Black	495.00



CKP5454GLD Checkpoint Battlestation L-Shape Gaming Desk w/Multi-Colored LED Lighting/Remote Control, and Built-In Single Outlet w/Dual USB Charging
Overall Size: 54W x 54D x 36H **Monitor Shelf:** 54W x 9D
Desktop: 54W x 22D
Carton Wt: 74 **UPS Wt:** 74
Carton: 60L x 26W x 8H **Cube:** 7.22 **Options:** N/A

Notes: Reinforced Steel Frame, Wireless Device Charging Pad, Headphone/Accessory Hook, Storage Tray and Cup Holder

NEW

Finish	List Price
Black	575.00



EMU4824GD Emulator Battlestation Gaming Desk w/Multi-Colored LED Lighting/Remote Control, and Built-In Single Outlet w/Dual USB Charging
Overall Size: 47.75W x 24D x 36H **Monitor Shelf:** 47.75W x 9D
Desktop: 47.75W x 23.25D
Carton Wt: 54 **UPS Wt:** 54
Carton: 54L x 28W x 6H **Cube:** 5.25 **Options:** N/A

Notes: Reinforced Steel Frame, Wireless Device Charging Pad, Headphone/Accessory Hook, Storage Tray and Cup Holder

NEW

Finish	List Price
Black	450.00



CDE4822CD Code Battlestation Gaming Desk w/Multi-Colored LED Lighting/Remote Control, and Built-In Single Outlet w/Dual USB Charging
Overall Size: 47.75W x 21.5D x 36H **Monitor Shelf:** 47.75W x 9D
Desktop: 47.75W x 20.75D
Carton Wt: 50 **UPS Wt:** 50
Carton: 54L x 25W x 6H **Cube:** 4.68 **Options:** N/A

Notes: Reinforced Steel Frame, Wireless Device Charging Pad, Headphone/Accessory Hook, Storage Tray and Cup Holder

NEW

Finish	List Price
Black	450.00



GST25 Ghost Battlestation Gaming Desk with Power Strip Bracket, Cable Management, and Black Carbon Fiber Desktop.
Overall Size: 43.25W x 23.75D x 24H
Carton Wt: **UPS Wt:**
Carton: 47L x 29W x 5H **Cube:** 3.94 **Options:** N/A

Notes:

NEW

Finish	List Price
Black (-BLK) Red (-RD)	350.00



BET25 Beta Battlestation Gaming Desk with Bluetooth RGB LED lights, and 3-Port Magnetic Smart Power USB Hub.
Overall Size: 54W x 23.5D x 28.5H
Carton Wt: 71 **UPS Wt:** 76
Carton: 59L x 33W x 8H **Cube:** 9.01 **Options:** N/A

Notes: Power Strip Bracket & Cable Management

NEW

Finish	List Price
Black (-BLK) Blue (-BLU) Red (-RD)	725.00



GLI25 Glitch Battlestation Gaming Desk with Bluetooth RGB LED lights, and 3-Port Magnetic Smart Power USB Hub.
Overall Size: 47.75W x 20D x 36H **Monitor Shelf:** 47.75W x 8D
Mid-Shelf: 47.75W x 10D **Bottom Shelf:** 47.75W x 10.5D
Carton Wt: 54 **UPS Wt:** 78
Carton: 51L x 24W x 13H **Cube:** 9.2 **Options:** N/A

Notes: Power Strip Bracket & Cable Management

NEW

Finish	List Price
Black (-BLK) Blue (-BLU) Red (-RD)	595.00



GIG25 Gigabyte High Back Gaming Chair with Controllable RGB LED Light Piping, Battery and Height Adjustable Arms
Overall Size: 285W x 26.5D x 45.25-49H
Seat: 20.75W x 20D x 4.25T **Back:** 20.5W x 28.5H **Seat Range:** 18.25-22
Arms to Floor: 25 **Carton Wt:** 46 **UPS Wt:** 58 **COM:** N/A
Carton: 35L x 26W x 13H **Cube:** 6.84 **Options:** CG50, SW70
Features: 1, 4, 8, 9 **Control:** Locking Tilt
Notes: Nylon Base with Colored End Caps and Matching Colored Dual Wheel Carpet Casters

NEW

Fabric	List Price
Grey (-GRY) Blue (-BLU) Red (-RD)	825.00



ROG25 Rogue High Back Gaming Chair with Controllable RGB LED Light Piping, Battery and Height Adjustable Arms
Overall Size: 28.5W x 27.25D x 46-49.75H
Seat: 20.75W x 20D x 4.25T **Back:** 20.5W x 29H x 3T **Seat Range:** 18.5-22.25
Arms to Floor: 24.75 **Carton Wt:** 46 **UPS Wt:** 58 **COM:** N/A
Carton: 35L x 26W x 13H **Cube:** 6.84 **Options:** CG50, SW70
Features: 1, 4, 8, 9 **Control:** Locking Tilt
Notes: Nylon Base with Colored End Caps and Matching Colored Dual Wheel Carpet Casters

NEW

Fabric	List Price
Grey (-GRY) Blue (-BLU) Red (-RD)	825.00



OUT25 Output Mid-Back Gaming Chair with Controllable RGB LED Light Piping, Battery and Flip Arms
Overall Size: 28.5W x 26.25D x 40.5-44.25H
Seat: 20.25W x 19.25D x 4.5T **Back:** 19.25W x 22.75H x 3T **Seat Range:** 19-22.75
Arms to Floor: 25 **Carton Wt:** 40 **UPS Wt:** 45 **COM:** N/A
Carton: 28L x 25W x 13H **Cube:** 5.26 **Options:** CG50, SW70
Features: 1, 4, 8, 9 **Control:** Locking Tilt
Notes: Nylon Base with Colored End Caps and Matching Colored Dual Wheel Carpet Casters

NEW

Fabric	List Price
Grey (-GRY) Blue (-BLU) Red (-RD)	525.00



INP25 Input Mid-Back Gaming Chair with Controllable RGB LED Light Piping, Battery and Flip Arms
Overall Size: 28.5W x 24.75D x 43-46.75H
Seat: 20.25W x 19.25D x 4.5T **Back:** 19.25W x 22.75H x 3T **Seat Range:** 19-22.75
Arms to Floor: 25 **Carton Wt:** 40 **UPS Wt:** 45 **COM:** N/A
Carton: 28L x 25W x 13H **Cube:** 5.26 **Options:** CG50, SW70
Features: 1, 4, 8, 9 **Control:** Locking Tilt
Notes: Nylon Base with Colored End Caps and Matching Colored Dual Wheel Carpet Casters

NEW

Fabric	List Price
Grey (-GRY) Blue (-BLU) Red (-RD)	525.00

pro·line II

Pro·Line II® is engineered for comfort, durability, and style. With a vast assortment of chairs and work space furnishings, this collection delivers flexible office solutions at an impressive price point.



Shown: 99662C-R107



NJ KY TX **39200** Big and Tall Deluxe High Back Bonded Leather Executive Chair with Padded Flip Arms
Overall Size: 30.25W x 32.5D x 46.75-50H
Seat: 25W x 21.75D x 5.25T **Back:** 23.75W x 28.25H x 6T **Seat Range:** 19-23.75
Arms to Floor: 27.5 **Carton Wt:** 69 **UPS Wt:** 82 **COM:** N/A
Carton: 32L x 29W x 18H **Cube:** 9.6 **Options:** CG50, SW70
Features: 1, 4, 8, 9 **Control:** Locking Tilt
Notes:

Fabric	List Price
Bonded Leather	825.00
Big & Tall 400 lbs.	



NJ KY **39203** Big and Tall Deluxe High Back Black Fabric Executive Chair with Padded Flip Arms
Overall Size: 30.25W x 32.5D x 46.75-50H
Seat: 25W x 21.75D x 5.25T **Back:** 23.75W x 28.25H x 6T **Seat Range:** 19-23.75
Arms to Floor: 27.5 **Carton Wt:** 69 **UPS Wt:** 82 **COM:** N/A
Carton: 32L x 29W x 18H **Cube:** 9.66 **Options:** CG50, SW70
Features: 1, 4, 8, 9 **Control:** Locking Tilt
Notes:

Fabric	List Price
Black Fabric	825.00
Big & Tall 400 lbs.	



NJ TX **69220C-EC3** Big and Tall Mesh Back Black Bonded Leather Executive Chair with Adjustable Lumbar, and 2-Way Adjustable Flip Arms w/3-Position Adjustable Height
Overall Size: 29.5W x 28.5D x 42.75-46.5H
Seat: 21.5W x 22.25D x 5.25T **Back:** 21.5W x 23.75H **Seat Range:** 19.25-23
Arms to Floor: 27.75 **Carton Wt:** 66 **UPS Wt:** 74 **COM:** N/A
Carton: 30L x 28W x 18H **Cube:** 8.75 **Options:** CG50, SW70
Features: 1, 4, 8, 9 **Control:** Locking Tilt
Notes: Memory Foam Seat.

Fabric	List Price
-EC3 Chrome/Black	825.00
Big & Tall 400 lbs.	




NJ **69226-EC3** Big and Tall Mesh Back Black Bonded Leather Executive Chair with Adjustable Lumbar, and 2-Way Adjustable Flip Arms w/3-Position Adjustable Height
Overall Size: 29.5W x 28.5D x 42.75-46.5H
Seat: 21.5W x 23.75D x 5.25T **Back:** 21.5W x 23.75H **Seat Range:** 19.25-23
Arms to Floor: 27.75 **Carton Wt:** 66 **UPS Wt:** 74 **COM:** N/A
Carton: 30L x 28W x 18H **Cube:** 8.75 **Options:** CG50, SW70
Features: 1, 4, 8, 9 **Control:** Locking Tilt
Notes: Memory Foam Seat.

Fabric	List Price
-EC3 Silver/Black	800.00
Big & Tall 400 lbs.	



KY **69227-3M** Big and Tall Mesh Back Black Mesh Seat Executive Chair with Adjustable Lumbar, and 2-Way Adjustable Flip Arms w/3-Position Adjustable Height
Overall Size: 29.5W x 28.5D x 42.75-46.5H
Seat: 21.5W x 22.25D x 5.25T **Back:** 21.5W x 23.75H **Seat Range:** 19.25-23
Arms to Floor: 27.75 **Carton Wt:** 66 **UPS Wt:** 74 **COM:** N/A
Carton: 30L x 28W x 18H **Cube:** 8.75 **Options:** CG50, SW70
Features: 1, 4, 8, 9 **Control:** Locking Tilt
Notes: Memory Foam Seat.

Fabric	List Price
-3M Titanium/Black Mesh	800.00
A	850.00
B	915.00
C	995.00
R	1100.00
Big & Tall 400 lbs. 	



NJ **62119AL-EC2/EC3** Bonded Leather Executive Chair with Padded Polished Aluminum Arms and Base
Overall Size: 28.5W x 31D x 47.25-50H
Seat: 21W x 20.25D x 6T **Back:** 20W x 29.5H x 4T **Seat Range:** 19.75-22.5
Arms to Floor: 27.5 **Carton Wt:** 50 **UPS Wt:** 70 **COM:** N/A
Carton: 37L x 26W x 15H **Cube:** 8.35 **Options:** CG50, SW70
Features: 1, 4, 8, 9 **Control:** Locking Tilt
Notes:

Fabric	List Price
-EC2 Chrome/Grey	695.00
-EC3 Chrome/Black	
NEW	



NJ ECH620867-EC2/ECH620867-EC3 Bonded Leather Executive Chair with Padded Flip Arms and Titanium Base
 Overall Size: 30.5W x 31.25D x 47.75-50.75H
 Seat: 25W x 19D x 6T Back: 22.75W x 29H X 6.5T Seat Range: 19-21.75
 Arms to Floor: 26.75 Carton Wt: 52 UPS Wt: 80 COM: N/A
 Carton: 35L x 26W x 18H Cube: 9.47 Options: CG50, SW70
 Features: 1, 4, 8, 9 Control: Locking Tilt
 Notes:

Fabric	List Price
-EC2 Titanium/Grey	625.00
-EC3 Titanium/Black	

NEW



NJ ECH620636-EC2/ECH620636-EC3 Bonded Leather Executive Chair with Padded Flip Arms and Silver Base
 Overall Size: 30.5W x 29.75D x 46.5-49.25H
 Seat: 24.75W x 18.75D x 5.25T Back: 21W x 28H X 4T Seat Range: 19-21.75
 Arms to Floor: 27 Carton Wt: 50 UPS Wt: 76 COM: N/A
 Carton: 35L x 26W x 17H Cube: 8.95 Options: CG50, SW70
 Features: 1, 4, 8, 9 Control: Locking Tilt
 Notes:

Fabric	List Price
-EC2 Silver/Grey	625.00
-EC3 Silver/Black	

NEW

ProX996 Series



NJ NY TX 9961W Breathable White Vertical Mesh Back with Adjustable Back, Dual Steel Frame Post, Height & Width Adjustable Arms, and Polished Aluminum Base
 Overall Size: 25.25W x 25.5D x 41.5-44.75H
 Seat: 20.5W x 19.5D x 2T Back: 20W x 24H Seat Range: 18.5-21.75
 Arms to Floor: 26 Carton Wt: 65 UPS Wt: 75 COM: 0.75 yd
 Carton: 35L x 26W x 17H Cube: 8.95 Options: CG50, SW70
 Features: 1, 4, 8, 9, 15 Control: 2-to-1 Synchro Tilt with 3-Position Lock
 Notes: Optional Adjustable HR31W Headrest. Patent Pending. 300 lbs. Wt. Limit. KY and TX In-Stock: -5811 Steel **Seat Slider**

Fabric	List Price
Polished Aluminum/ 5811 Steel	895.00
FUN COLORS FABRIC PROGRAM (Seat Only)	940.00



NJ NY TX 9962C Breathable Black Vertical Mesh Back with Adjustable Back, Dual Steel Frame Post, Height & Width Adjustable Arms, and Polished Aluminum Base
 Overall Size: 25.25W x 25.5D x 41.5-44.75H
 Seat: 20.55W x 19.5D x 2T Back: 20W x 24H Seat Range: 18.5-21.75
 Arms to Floor: 26 Carton Wt: 65 UPS Wt: 76 COM: N/A
 Carton: 35L x 26W x 17H Cube: 8.95 Options: CG50, SW70
 Features: 1, 4, 8, 9, 15 Control: 2-to-1 Synchro Tilt with 3-Position Lock
 Notes: Optional Adjustable HR33B Headrest. Patent Pending. 300 lbs. Wt. Limit. TX In-Stock: -30. KY In-Stock: -30 & -R107 **Seat Slider**

Fabric	List Price
Polished Aluminum/-30 Coal FreeFlex®	850.00
-R107 Dillon Black	
FUN COLORS FABRIC PROGRAM (Seat Only)	895.00



NJ NY TX 9963B Breathable Black Vertical Mesh Back with Adjustable Back, Dual Steel Frame Post, Height & Width Adjustable Arms, and Black Finish Base
 Overall Size: 25.25W x 25.25D x 41.5-44.75H
 Seat: 20.5W x 19.5D x 2T Back: 20W x 24H Seat Range: 18.5-21.75
 Arms to Floor: 26 Carton Wt: 65 UPS Wt: 76 COM: N/A
 Carton: 35L x 26W x 17H Cube: 8.95 Options: CG50, SW70
 Features: 1, 4, 8, 9, 15 Control: 2-to-1 Synchro Tilt with 3-Position Lock
 Notes: Optional Adjustable HR33B Headrest. Patent Pending. 300 lbs. Weight Limit. KY and TX In-Stock: -30 **Seat Slider**

Fabric	List Price
Polished Black/ -30 Coal FreeFlex®	850.00
FUN COLORS FABRIC PROGRAM (Seat Only)	895.00



NJ NY 9966S Breathable Silver Vertical Mesh Back with Adjustable Back, Dual Steel Frame Post, Height & Width Adjustable Arms, and Silver Finish Base
 Overall Size: 25.25W x 25.5D x 41.5-44.75H
 Seat: 20.5W x 19.5D x 2T Back: 20W x 24H Seat Range: 18.5-21.75
 Arms to Floor: 26 Carton Wt: 65 UPS Wt: 76 COM: N/A
 Carton: 35L x 26W x 17H Cube: 8.95 Options: CG50, SW70
 Features: 1, 4, 8, 9, 15 Control: 2-to-1 Synchro Tilt with 3-Position Lock
 Notes: Optional Adjustable HR36S Headrest. Patent Pending. 300 lbs. Weight Limit. KY In-Stock: -30 Coal FreeFlex® **Seat Slider**

Fabric	List Price
Silver/-30 Coal FreeFlex®	850.00
FUN COLORS FABRIC PROGRAM (Seat Only)	895.00

PRO X 996 SERIES




optional headrest available (HR31W, HR33B, HR36S)

*patent pending



99667T Breathable Silver Vertical Mesh Back with Adjustable Back, Dual Steel Frame Post, Height & Width Adjustable Arms, and Titanium Finish Base
NJ KY
Overall Size: 25.25W x 25.5D x 41.5-44.75H
Seat: 20.5W x 19.5D x 2T **Back:** 20W x 24H **Seat Range:** 18.5-21.75
Arms to Floor: 25 **Carton Wt:** 65 **UPS Wt:** 76 **COM:** N/A
Carton: 35L x 26W x 17H **Cube:** 8.95 **Options:** CG50, SW70
Features: 1, 4, 8, 9, 15 **Control:** 2-to-1 Synchro Tilt with 3-Position Lock
Notes: Optional Adjustable HR36S Headrest. Patent Pending. 300 lbs. Weight Limit. KY In-Stock: -5811 Steel **Seat Slider**

Fabric	List Price
Titanium/ 5811 Steel	850.00
 (Seat Only)	895.00



HR36S Silver Headrest, **HR33B** Black Headrest, **HR31W** White Headrest (*Headrests Fit 9966 Series Chairs only*)
NJ KY
Overall Size: 11.75W x 3.25D x 6.25H
Carton Wt: 3 **UPS Wt:** 5 **COM:** N/A
Carton: 12L x 12W x 7H **Cube:** 0.58
Notes: Headrests for 99661W, 99662C, 99663B, 99666S, and 99667T

Fabric	List Price
Silver Black White	55.00



HR31W fits 99661W
HR33B fits 99662C and 99663B
HR36S fits 99666S and 99667T
NJ In-Stock: HR33B.

SPX Series



SPX23590C High Back Manager's Faux Leather Chair with Chrome Arms, and Chrome Base. Includes Removable Arm Sleeves.
NJ KY TX
Overall Size: 28.75W x 25.25D x 41.75 - 45.75H
Seat: 19.75W x 18D x 3.75T **Back:** 19.5W x 24H x 3.25T **Seat Range:** 18.75-22.75
Arms to Floor: 25.75 **Carton Wt:** 36 **UPS Wt:** 48 **COM:** N/A
Carton: 27L x 26W x 14H **Cube:** 5.68 **Options:** CG50, SW70
Features: 1, 4, 5, 8, 9 **Control:** Locking Tilt
Notes: TX In-Stock: -U6, -U9, -U11 and -U42. KY In-Stock: -U6

Fabric	List Price
Faux Leather -U1 Espresso -U6 Black -U9 Red -U11 White -U42 Charcoal Grey	575.00



SPX23591C Mid Back Manager's Faux Leather Chair with Chrome Arms, and Chrome Base. Includes Removable Arm Sleeves.
NJ KY TX
Overall Size: 27W x 23.25D x 36.75 - 40.75H
Seat: 19.75W x 18D x 4T **Back:** 19.5W x 19H x 3.5T **Seat Range:** 18.75-22.75
Arms to Floor: 25.5 **Carton Wt:** 34 **UPS Wt:** 38 **COM:** N/A
Carton: 25L x 24W x 13H **Cube:** 4.51 **Options:** CG50, SW70
Features: 1, 4, 5, 8, 9 **Control:** Locking Tilt
Notes: TX In-Stock: -U6, -U9, -U11 and -U42. KY In-Stock: -U6

Fabric	List Price
Faux Leather -U1 Espresso -U6 Black -U9 Red -U11 White -U42 Charcoal Grey	520.00



SPX23592C Armless Mid Back Manager's Faux Leather Chair with Chrome Base
NJ KY TX
Overall Size: 25.25W x 23.5D x 37 - 40.75H
Seat: 20W x 19D x 2T **Back:** 19W x 15.5H x 2T **Seat Range:** 18.5-22.25
Arms to Floor: N/A **Carton Wt:** 29 **UPS Wt:** 76 **COM:** N/A
Carton: 26L x 25W x 24H **Cube:** 9.02 **Options:** CG50, SW70
Features: 1, 4, 5, 8, 9 **Control:** Locking Tilt
Notes: NJ and KY In-Stock: -U6 and -U11. TX In-Stock: -U6, -U9, -U11 and -U42.

Fabric	List Price
Faux Leather -U1 Espresso -U6 Black -U9 Red -U11 White -U42 Charcoal Grey	460.00



SPX23595C Guest Faux Leather Chair with Chrome Arms, Matching Sleeves and Chrome Sled Base. Includes Removable Arm Sleeves.
NJ KY TX
Overall Size: 23.25W x 24.25D x 37.75H
Seat: 20W x 18D x 3.5T **Back:** 19.75W x 18.75H x 4.5T **Seat Range:** 19.75
Arms to Floor: 26 **Carton Wt:** 31 **UPS Wt:** 42 **COM:** N/A
Carton: 27L x 21W x 15H **Cube:** 4.92 **Options:** N/A
Features: N/A **Control:** N/A
Notes: NJ In-Stock: -U6, -U11 and -U42. TX In-Stock: -U6, -U9, -U11 and -U42. KY In-Stock: -U6

Fabric	List Price
Faux Leather -U1 Espresso -U6 Black -U9 Red -U11 White -U42 Charcoal Grey	490.00



7270 Deluxe High Back Executive White Leather Chair with Polished Aluminum Base and Padded Polished Aluminum Arms
NJ
Overall Size: 28W x 26.25D x 45-47.25H
Seat: 19.75W x 18.5D x 4T **Back:** 19.75W x 26.5H x 4T **Seat Range:** 18.5-20.75
Arms to Floor: 26.5 **Carton Wt:** 60 **UPS Wt:** 62 **COM:** N/A
Carton: 35L x 26W x 14D **Cube:** 7.37 **Options:** CG50, SW70
Features: 1, 4, 6, 8, 9 **Control:** Mid Pivot Knee Tilt
Notes: Dual Wheel Carpet Casters

Fabric	List Price
White Top Grain Leather	695.00




7271 Deluxe Mid Back Executive White Leather Chair with Polished Aluminum Base and Padded Polished Aluminum Arms
NJ
Overall Size: 28W x 26.75D x 38.75-41.5H
Seat: 20.25W x 18.75D x 4T **Back:** 18.75W x 20.25H x 4T **Seat Range:** 18-20.5
Arms to Floor: 26 **Carton Wt:** 53 **UPS Wt:** 59 **COM:** N/A
Carton: 31L x 26W x 15H **Cube:** 6.99 **Options:** CG50, SW70
Features: 1, 4, 6, 8, 9 **Control:** Mid Pivot Knee Tilt
Notes: Dual Wheel Carpet Casters

Fabric	List Price
White Top Grain Leather	650.00



7275 Deluxe Mid Back Visitor's White Leather Chair with Chrome Base and Padded Polished Aluminum Arms
NJ
Overall Size: 25.75W x 27.25D x 37.25H
Seat: 21W x 20D x 3.5T **Back:** 20W x 21H x 3.5T **Seat Range:** 18.5 Fixed
Arms to Floor: 27 **Carton Wt:** 52 **UPS Wt:** 58 **COM:** N/A
Carton: 31L x 24W x 16H **Cube:** 6.88 **Options:** N/A
Features: N/A **Control:** N/A
Notes:

Fabric	List Price
White Top Grain Leather	595.00



8200 Deluxe High Back Executive Leather Chair with Polished Aluminum Base and Padded Polished Aluminum Arms
NJ KY TX
Overall Size: 28W x 26.25D x 45-47.25H
Seat: 19.75W x 18.5D x 4T **Back:** 19.75W x 26.5H x 4T **Seat Range:** 18.5-20.75
Arms to Floor: 26.5 **Carton Wt:** 60 **UPS Wt:** 62 **COM:** N/A
Carton: 35L x 26W x 14D **Cube:** 7.37 **Options:** CG50, SW70
Features: 1, 4, 6, 8, 9 **Control:** Mid Pivot Knee Tilt
Notes: Dual Wheel Carpet Casters

Fabric	List Price
Black Top Grain Leather	695.00



8201 Deluxe Mid Back Executive Leather Chair with Polished Aluminum Base and Padded Polished Aluminum Arms
NJ KY TX
Overall Size: 28W x 26.75D x 38.75-41.5H
Seat: 20.25W x 18.75D x 4T **Back:** 18.75W x 20.25H x 4T **Seat Range:** 18-20.5
Arms to Floor: 26 **Carton Wt:** 53 **UPS Wt:** 59 **COM:** N/A
Carton: 31L x 26W x 15H **Cube:** 6.99 **Options:** CG50, SW70
Features: 1, 4, 6, 8, 9 **Control:** Mid Pivot Knee Tilt
Notes: Dual Wheel Carpet Casters

Fabric	List Price
Black Top Grain Leather	650.00



8205 Deluxe Mid Back Leather Visitor's Chair with Chrome Base and Padded Polished Aluminum Arms
NJ KY TX
Overall Size: 25W x 26.25D x 39H
Seat: 20W x 18.75D x 3.75T **Back:** 19W x 21H x 3.75T **Seat Range:** 18.5 Fixed
Arms to Floor: 28.75 **Carton Wt:** 46 **UPS Wt:** 56 **COM:** N/A
Carton: 31L x 23W x 16H **Cube:** 6.6 **Options:** N/A
Features: N/A **Control:** N/A
Notes:

Fabric	List Price
Black Top Grain Leather	595.00



97898CBK Black Contoured Plastic Back Manager's Chair with Adjustable Arms, Ratchet Back, Seat Slider, and Fabric Seat
Overall Size: 26.25W x 25.5D x 40.25H
Seat: 19.75W x 18.5D x 4T **Back:** 20W x 20H **Seat Range:** 17.75-21.25
Arms to Floor: 25.25 **Carton Wt:** 56 **UPS Wt:** 56 **COM:** 0.5 yds
Carton: 27L x 25W x 14H **Cube:** 5.46 **Options:** CG50, SW70
Features: 1, 2, 3, 4, 5, 8, 9, 13, 15 **Control:** Multi-Function w/Seat Slider
Notes: Dual Wheel Carpet Casters
Seat Slider **NEW**

Fabric	List Price
-30 Coal FreeFlex®	495.00
FUN COLORS FABRIC PROGRAM (Seat Only)	525.00



97898CWH White Contoured Plastic Back Manager's Chair with Adjustable Arms, Ratchet Back, Seat Slider, and Fabric Seat
Overall Size: 26.25W x 25.5D x 40.25H
Seat: 19.75W x 18.5D x 4T **Back:** 20W x 20H **Seat Range:** 17.75-21.25
Arms to Floor: 25.25 **Carton Wt:** 56 **UPS Wt:** 56 **COM:** 0.5 yds
Carton: 27L x 25W x 14H **Cube:** 5.46 **Options:** CG50, SW70
Features: 1, 2, 3, 4, 5, 8, 9, 13, 15 **Control:** Multi-Function w/Seat Slider
Notes: Dual Wheel Carpet Casters
Seat Slider **NEW**

Fabric	List Price
-30 Coal FreeFlex®	495.00
FUN COLORS FABRIC PROGRAM (Seat Only)	525.00



97898CGY Grey Contoured Plastic Back Manager's Chair with Adjustable Arms, Ratchet Back, Seat Slider, and Fabric Seat
Overall Size: 26.25W x 25.5D x 40.25H
Seat: 19.75W x 18.5D x 4T **Back:** 20W x 20H **Seat Range:** 17.75-21.25
Arms to Floor: 25.25 **Carton Wt:** 56 **UPS Wt:** 56 **COM:** 0.5 yds
Carton: 27L x 25W x 14H **Cube:** 5.46 **Options:** CG50, SW70
Features: 1, 2, 3, 4, 5, 8, 9, 13, 15 **Control:** Multi-Function w/Seat Slider
Notes: Dual Wheel Carpet Casters
Seat Slider **NEW**

Fabric	List Price
-30 Coal FreeFlex®	495.00
FUN COLORS FABRIC PROGRAM (Seat Only)	525.00



54666 Multi Shift Ergonomic Chair with 2-to-1 Control, Seat Slider, 2-Way Adjustable Arms and Titanium Finish Aluminum Base. 24/7 High Intensity Use Chair.
Overall Size: 28.5W x 27D x 37.5-41.5H
Seat: 20W x 18.5D x 3.5T **Back:** 18.5W x 19.5H x 3.5T **Seat Range:** 19.25-22.5
Arms to Floor: 26 **Carton Wt:** 59 **UPS Wt:** 59 **COM:** N/A
Carton: 30L x 26W x 15H **Cube:** 6.54 **Features:** 1, 3, 4, 7, 8, 9, 15
Control: 3 Position Locking 2-to-1 Synchro Tilt with Seat Slider
Notes: Increased Foam Density for Added Durability. KY and TX In-Stock: -231 Black
Seat Slider

Fabric	List Price
-231 Black Icon	475.00
24 ELITE 300 lbs.	



8511 High Back Ergonomic Chair with Multi-Function Control, Seat Slider, Ratchet Back, 2-Way Adjustable Arms and Titanium Finish Aluminum Base
Overall Size: 28.25W x 24D x 44.75-48.25H
Seat: 20.75W x 18.25D x 4T **Back:** 20W x 22.75H x 3.5T **Seat Range:** 18.5-22
Arms to Floor: 25 **Carton Wt:** 62 **UPS Wt:** 62 **COM:** 1.75 yds
Carton: 29L x 26W x 15H **Cube:** 6.5 **Options:** CG50, SW70
Features: 1, 2, 4, 8, 13, 15 **Control:** Multi-Function with Seat Slider
Notes: Oversized Dual Wheel Carpet Casters. NJ In-Stock: -231 Black

Fabric	List Price
A	538.00
B	566.00
C	596.00
R	628.00



8512 Mid Back Ergonomic Chair with Multi-Function Control, Seat Slider, Ratchet Back, 2-Way Adjustable Arms and Titanium Finish Aluminum Base
Overall Size: 28W x 25D x 37.75-44.25H
Seat: 20.75W x 18.5D x 4.5T **Back:** 19W x 18.25-21.25H x 3.5T **Seat Range:** 19.25-22.75
Arms to Floor: 25.75 **Carton Wt:** 63 **UPS Wt:** 63 **COM:** 1.5 yds
Carton: 27L x 26W x 16H **Cube:** 6.5 **Options:** CG50, SW70
Features: 1, 2, 4, 8, 13, 15 **Control:** Multi-Function with Seat Slider
Notes: Oversized Dual Wheel Carpet Casters. NJ In-Stock: -231 Black
Seat Slider

Fabric	List Price
A	510.00
B	536.00
C	564.00
R	595.00



2817 ProGrid® Mesh Back Armless Task Chair with Padded Fabric Seat, Ratchet Back and Pneumatic Control
Overall Size: 24W x 24D x 39.75H
Seat: 19.75W x 18D x 3T **Back:** 19W x 19H **Seat Range:** 17-22
Arms to Floor: N/A **Carton Wt:** 29 **UPS Wt:** 37 **COM:** 0.75 yd
Carton: 24L x 24W x 13H **Cube:** 4.33 **Options:** CG50, SW70, 04 Arms
Features: 1, 2, 4 **Control:** Pneumatic
Notes: Dual Wheel Carpet Casters
Seat Slider

Fabric	List Price
-30 Coal FreeFlex®	275.00
A	290.00
B	305.00
C	320.00
R	355.00



28174 ProGrid® Mesh Back Task Chair with Padded Fabric Seat, Adjustable Arms, Ratchet Back and Pneumatic Control
Overall Size: 25.5W x 23D x 34.75-39.75H
Seat: 19.25W x 18.25D **Back:** 19W x 19H **Seat Range:** 17-22
Arms to Floor: 26 **Carton Wt:** 29 **UPS Wt:** 35 **COM:** 0.75 yd
Carton: 24L x 23W x 13H **Cube:** 4.33 **Options:** CG50, SW70
Features: 1, 2, 4 **Control:** Pneumatic
Notes: Dual Wheel Carpet Casters. 2817 with 04 Arms.
Seat Slider

Fabric	List Price
-30 Coal FreeFlex®	340.00
A	355.00
B	370.00
C	385.00
R	420.00



96610 ProGrid® Mesh Back Task Chair with Padded Fabric Seat, Adjustable Arms, Sliding Arm Pads, Seat Slider, Ratchet Back and Pneumatic Control
Overall Size: 26.5W x 23.5D x 35-38.5H
Seat: 20W x 18.5D x 1T **Back:** 19.25W x 19.75H **Seat Range:** 19-22.5
Arms to Floor: 25.5 **Carton Wt:** 53 **UPS Wt:** 53 **COM:** 0.75 yd
Carton: 27L x 25W x 14H **Cube:** 5.4 **Options:** CG50, SW70
Features: 1, 4, 12, 15 **Control:** Self Adjusting
Notes: Dual Wheel Carpet Casters. NJ In-Stock: -30
Seat Slider

Fabric	List Price
-30 Coal FreeFlex®	425.00
A	450.00
B	475.00
C	500.00
R	545.00



2902 Ergonomic Task Chair with ProGrid® Mesh Back, Padded Fabric Seat and Multi-Task Control
Overall Size: 25W x 23D x 33.25-38.25H
Seat: 19.5W x 18D x 2T **Back:** 18W x 16.5-18.25H **Seat Range:** 18.25-23.25
Arms to Floor: N/A **Carton Wt:** 33 **UPS Wt:** 40 **COM:** 0.5 yd
Carton: 24L x 24W x 14H **Cube:** 4.66 **Options:** CG50, SW70, 04 Arms
Features: 1, 2, 4, 10 **Control:** Multi-Task
Notes: Dual Wheel Carpet Casters. NJ In-Stock: -30

Fabric	List Price
-30 Coal FreeFlex®	290.00
A	305.00
B	320.00
C	335.00
R	375.00



29024 Ergonomic Task Chair with ProGrid® Mesh Back, Padded Fabric Seat, Adjustable Arms and Multi-Task Control
Overall Size: 26.5W x 25.5D x 34.75-41.25H
Seat: 19.5W x 17.75D x 2.5T **Back:** 17.5W x 16H **Seat Range:** 18-23
Arms to Floor: 26.25 **Carton Wt:** 39 **UPS Wt:** 40 **COM:** 0.5 yd
Carton: 24L x 24W x 13H **Cube:** 4.33 **Options:** CG50, SW70
Features: 1, 2, 4, 10 **Control:** Multi-Task
Notes: Dual Wheel Carpet Casters. 2902 with 04 Arms. NJ In-Stock: -30

Fabric	List Price
-30 Coal FreeFlex®	400.00
A	430.00
B	445.00
C	460.00
R	485.00



98341 Ergonomic Task Chair with ProGrid® Mesh Back and Ratchet Back Height Adjustment without Arms and Dual Function Control
Overall Size: 20W x 25.75D x 40.5H
Seat: 20W x 18.5D x 3T **Back:** 19W x 19.5H **Seat Range:** 17-20.5
Arms to Floor: N/A **Carton Wt:** 41 **UPS Wt:** 43 **COM:** 0.5 yd
Carton: 25L x 25W x 14H **Cube:** 5.06 **Options:** CG50, SW70, 04 Arms
Features: 1, 2, 4, 11 **Control:** Dual Function
Notes: Dual Wheel Carpet Casters. NJ In-Stock: -30
Seat Slider

Fabric	List Price
-30 Coal FreeFlex®	320.00
A	335.00
B	350.00
C	370.00
R	395.00



98344 Ergonomic Task Chair with ProGrid® Mesh Back and Ratchet Back Height Adjustment, Adjustable Arms and Dual Function Control
Overall Size: 25.5W x 25.75D x 40.5H
Seat: 20W x 18.5D x 3T **Back:** 19W x 19.5H **Seat Range:** 17-20.5
Arms to Floor: 25.5 **Carton Wt:** 48 **UPS Wt:** 50 **COM:** 0.5 yd
Carton: 25L x 25W x 15H **Cube:** 5.42 **Options:** CG50, SW70, 04 Arms
Features: 1, 2, 4, 11 **Control:** Dual Function
Notes: Dual Wheel Carpet Casters. NJ In-Stock: -30

Fabric	List Price
-30 Coal FreeFlex®	405.00
A	420.00
B	435.00
C	455.00
R	480.00



511342AL Grey ProGrid® Mesh High Back Chair with Seat Slider, Adjustable Arms with Depth Adjustable Pads and Polished Aluminum Base
Overall Size: 27.5W x 25D x 38.75-42.25H
Seat: 19.25W x 19.25D x 2.5T **Back:** 19.5W x 22H **Seat Range:** 17.75-21.25
Arms to Floor: 24.75 **Carton Wt:** 51 **UPS Wt:** 55 **COM:** N/A
Carton: 30L x 29W x 13H **Cube:** 6.54 **Options:** SW392, HRX52
Features: 1, 3, 4, 7, 8, 9, 15 **Control:** 3 Position Locking 2-to-1 Synchro Tilt
Notes: Oversized Dual Wheel Carpet Casters
With Headrest use Model #511342ALHRX52

Fabric	List Price
Grey ProGrid® Back and Grey Fabric Seat	700.00



511343AT Black ProGrid® Mesh High Back Chair with Seat Slider, Adjustable Arms with Depth Adjustable Pads and Aluminum Base with Titanium Finish
Overall Size: 26.25W x 26D x 38-42.25H
Seat: 19.25W x 19.5D x 2.5T **Back:** 18.75W x 21.75H **Seat Range:** 17.5-21.5
Arms to Floor: 25 **Carton Wt:** 53 **UPS Wt:** 53 **COM:** 0.75 yd
Carton: 30L x 25W x 13H **Cube:** 5.64 **Options:** SW392, HRX53
Features: 1, 3, 4, 7, 8, 9, 15 **Control:** 3 Position Locking 2-to-1 Synchro Tilt
Notes: Oversized Dual Wheel Carpet Casters
With Headrest use Model #511343ATHRX53

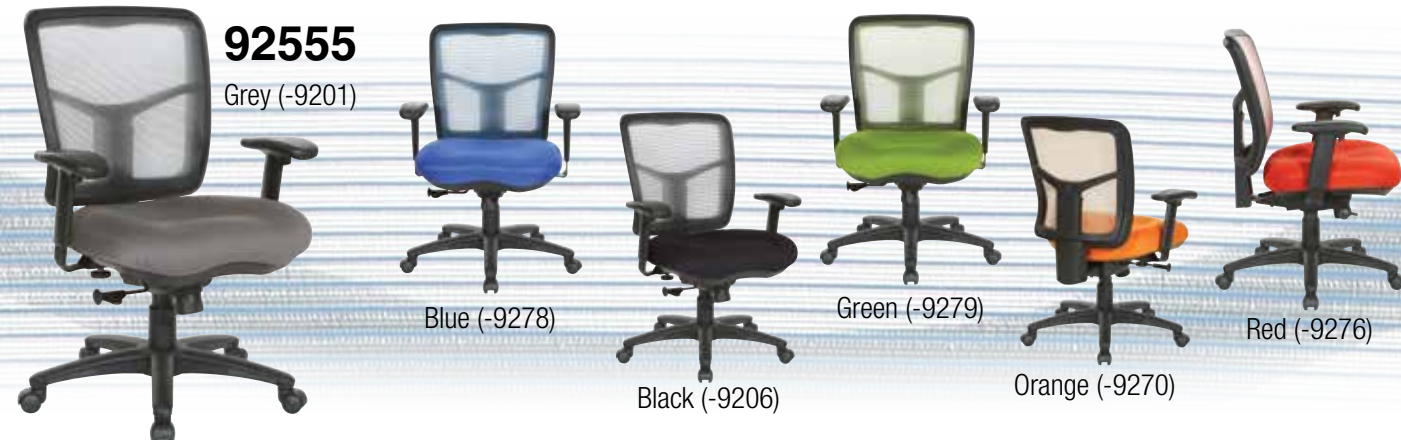
Fabric	List Price
Black ProGrid® Back and Black Fabric Seat	700.00
A	750.00
B	810.00
C	885.00
R	990.00



HRX52 Grey ProGrid® Headrest **HRX53** Black ProGrid® Headrest
(Headrests Fit 511342AL and 511343AT Chairs only)
Overall Size: 12.5W x 7D x 9H
Pad Size: 12.5W x 6.25H x 1T
Carton Wt: 2 **UPS Wt:** 4 **COM:** N/A
Carton: 13L x 10W x 6H **Cube:** 0.45

Fabric	List Price
Black or Grey ProGrid®	60.00

Notes: To Order Chair with Headrest , Use Model #'s 511342ALHRX52 for Grey or 511343ATHRX53 for Black



92555
Grey (-9201)

Blue (-9278)

Black (-9206)

Green (-9279)

Orange (-9270)

Red (-9276)



92555 Air Mist Mesh Back Task Chair with FreeFlex®II Padded Fabric Seat, Ratchet Back and Pneumatic Control
Overall Size: 26.75W x 24.75D x 36-42.25H
Seat: 21W x 19.25D x 3.5T **Back:** 19W x 18-21H **Seat Range:** 19-22.5
Arms to Floor: 25 **Carton Wt:** 47 **UPS Wt:** 47 **COM:** 0.75 yd
Carton: 25L x 25W x 14H **Cube:** 5.06 **Options:** CG50, SW70
Features: 1, 2, 4, 7, 8, 9 **Control:** 2-to-1 Synchro Tilt
Notes: Dual Wheel Carpet Casters

Fabric	List Price
FreeFlex®II Carbon/Grey (-9201)	395.00
Black (-9206)	
Orange (9270)	
Red (-9276)	
Blue (-9278)	
Green (-9279)	

NEW



95676 ProGrid® White Mesh High Back Chair with 2-Way Adjustable Arms, Ratchet Back, and Seat Slider
Overall Size: 28.25W x 25.75D x 42 - 45.75H
Seat: 19.75W x 19D x 3.25T **Back:** 18.75W x 24.25H **Seat Range:** 18.25-21.5
Arms to Floor: 25.75 **Carton Wt:** 60 **UPS Wt:** 60 **COM:** 0.75 yds
Carton: 30L x 26W x 14H **Cube:** 6.31 **Options:** CG50, SW70
Features: 1, 2, 3, 4, 8, 9, 13, 15 **Control:** Multi-Function with Seat Slider
Notes: Aluminum Base with Oversized Dual Wheel Carpet Casters
 NJ In-Stock: -3M

Fabric	List Price
ProGrid® Back Fabric Seat	
(Seat only)	625.00
A	625.00
B	670.00
C	695.00
R	735.00

NEW
Seat Slider



95678 ProGrid® White Mesh Mid-Back Chair with 2-Way Adjustable Arms, Ratchet Back, and Seat Slider
Overall Size: 25.75W x 24.75D x 37.75 - 44H
Seat: 20.5W x 20.25D x 3.5T **Back:** 19.5W x 19.75H **Seat Range:** 19-22.5
Arms to Floor: 26.25 **Carton Wt:** 54 **UPS Wt:** 54 **COM:** 0.75 yds
Carton: 27L x 25W x 14H **Cube:** 5.46 **Options:** CG50, SW70
Features: 1, 2, 3, 4, 8, 9, 13, 15 **Control:** Multi-Function with Seat Slider
Notes: Aluminum Base with Oversized Dual Wheel Carpet Casters
 NJ In-Stock: -3M

Fabric	List Price
ProGrid® Back Fabric Seat	
(Seat only)	585.00
A	585.00
B	625.00
C	650.00
R	685.00

NEW
Seat Slider



8810W ProGrid® Mesh Back with Padded Fabric Seat Visitor's Chair with Arms and White Finish Frame
Overall Size: 25W x 25D x 37H
Seat: 18.5W x 18D x 2.5T **Back:** 19.5W x 19.75H **Seat Range:** 19 Fixed
Arms to Floor: 26.75 **Carton Wt:** 26 **UPS Wt:** 42 **COM:** .5 yds
Carton: 34L x 23W x 11H **Cube:** 4.97 **Options:** SW72
Features: N/A **Control:** N/A
Notes:

Fabric	List Price
Fun Colors	290.00
(Seat only)	



8840W ProGrid® Mesh Back with Padded Fabric Seat Visitor's Chair with Arms, Casters and White Finish Frame
Overall Size: 25W x 24.5D x 36.75H
Seat: 18.5W x 18D x 2.5T **Back:** 19.5W x 18.5H **Seat Range:** 19 Fixed
Arms to Floor: 26.75 **Carton Wt:** 26 **UPS Wt:** 42 **COM:** .5 yds
Carton: 34L x 23W x 11H **Cube:** 4.97 **Options:** N/A
Features: N/A **Control:** N/A
Notes:

Fabric	List Price
Fun Colors	300.00
(Seat only)	



95672 ProGrid® White Mesh High Back Chair with 2-Way Adjustable Arms, Ratchet Back, Deluxe 2-to-1 Synchro Tilt Control and Seat Slider
Overall Size: 25.5W x 23.25D x 43 - 48.75H
Seat: 20.25W x 20.75D x 3T **Back:** 20W x 27H **Seat Range:** 19.75 - 23
Arms to Floor: 26.5 **Carton Wt:** 56 **UPS Wt:** 56 **COM:** 0.75 yds
Carton: 29L x 25W x 15H **Cube:** 6.29 **Options:** CG50, SW70
Features: 1, 2, 3, 4, 7, 8, 9, 15 **Control:** 3 Position Locking 2-to-1 Synchro Tilt
Notes: Oversized Dual Wheel Carpet Casters

Fabric	List Price
ProGrid® Back and -5882 Dove Ivory Fabric Seat	
(Seat only)	550.00
	575.00


Seat Slider



95673 ProGrid® White Mesh Mid Back Chair with 2-Way Adjustable Arms, Ratchet Back, Deluxe 2-to-1 Synchro Tilt Control and Seat Slider
Overall Size: 25.75W x 24.75D x 37.75 - 44H
Seat: 20.5W x 20.25D x 3.5T **Back:** 19.5W x 19.75H **Seat Range:** 19-22.5
Arms to Floor: 26.25 **Carton Wt:** 54 **UPS Wt:** 54 **COM:** 0.75 yds
Carton: 27L x 25W x 14H **Cube:** 5.46 **Options:** CG50, SW70
Features: 1, 2, 3, 4, 7, 8, 9, 15 **Control:** 3 Position Locking 2-to-1 Synchro Tilt
Notes: Oversized Dual Wheel Carpet Casters
 NJ, KY and TX In-Stock: -5882 Dove Ivory

Fabric	List Price
ProGrid® Back and -5882 Dove Ivory Fabric Seat	
(Seat only)	525.00
	550.00


Seat Slider



92892 ProGrid® Mesh High Back Chair with 3-Way Adjustable Arms, Seat Slider, Multi-Function Control and Fixed Back

Overall Size: 27.75W x 29D x 42.5-46H
Seat: 21W x 19.5D x 3T **Back:** 19.5W x 24H **Seat Range:** 19-22.5
Arms to Floor: 25.5 **Carton Wt:** 58 **UPS Wt:** 58 **COM:** 0.75 yds
Carton: 31L x 25W x 13H **Cube:** 5.83 **Options:** CG50, SW70
Features: 1, 3, 4, 13, 15 **Control:** Multi-Function with Fixed Back
Notes: Dual Wheel Carpet Casters.
 NJ, KY & TX In-Stock: -30 Coal FreeFlex® **Seat Slider**


Fabric	List Price
-30 Coal FreeFlex®	460.00
A	480.00
B	505.00
C	530.00
R	570.00



92893 ProGrid® Mesh Back Manager's Chair with 3-Way Adjustable Arms, Ratchet Back, Seat Slider and Fabric Seat

Overall Size: 27W x 24D x 37.75H
Seat: 20.25W x 19.75D x 3.5T **Back:** 18.5W x 18.5H **Seat Range:** 18.5-22
Arms to Floor: 25.25 **Carton Wt:** 56 **UPS Wt:** 56 **COM:** 0.75 yds
Carton: 26L x 25W x 15H **Cube:** 5.64 **Options:** CG50, SW70
Features: 1, 3, 4, 13, 15 **Control:** Multi-Function w/Seat Slider
Notes: Dual Wheel Carpet Casters
 NJ, KY, TX In-Stock: -30 Coal FreeFlex® **Seat Slider**


Fabric	List Price
-30 Coal FreeFlex®	425.00
A	440.00
B	465.00
C	490.00
R	525.00



90662 ProGrid® Mesh High Back Chair with 3-Way Adjustable Arms, 3 Position Locking 2-to-1 Synchro Tilt Control and Seat Slider

Overall Size: 27.75W x 27D x 41-44.75H
Seat: 20.25W x 19D x 3.5T **Back:** 19W x 23H **Seat Range:** 19-22.5
Arms to Floor: 26 **Carton Wt:** 53 **UPS Wt:** 55 **COM:** 0.75 yds
Carton: 31L x 26W x 14H **Cube:** 6.53 **Options:** CG50, SW70
Features: 1, 3, 4, 7, 8, 9, 15 **Control:** 3 Position Locking 2-to-1 Synchro Tilt
Notes: Dual Wheel Carpet Casters
 NJ, KY and TX In-Stock: -30 Coal FreeFlex® **Seat Slider**


Fabric	List Price
-30 Coal FreeFlex®	425.00
A	440.00
B	465.00
C	490.00
R	525.00



92343 ProGrid® Mesh Back Manager's Chair with 3-Way Adjustable Arms, Ratchet Back and Fabric Seat

Overall Size: 26.5W x 25.25D x 39H
Seat: 20.25W x 19D x 3.5T **Back:** 19W x 16.75H **Seat Range:** 18.25-22
Arms to Floor: 25.5 **Carton Wt:** 50 **UPS Wt:** 50 **COM:** 0.75 yds
Carton: 25L x 25W x 14H **Cube:** 5.06 **Options:** CG50, SW70
Features: 1, 4, 11 **Control:** Dual Function
Notes: Dual Wheel Carpet Casters. NJ & KY In-Stock: -30 Coal FreeFlex®


Fabric	List Price
-30 Coal FreeFlex®	400.00
A	415.00
B	435.00
C	460.00
R	495.00



92553 ProGrid® Mesh Back Manager's Chair with Height Adjustable Arms, Ratchet Back and Fabric Seat

Overall Size: 25.25W x 25.25D x 36.25-42.25H
Seat: 20.25W x 19.25D x 4T **Back:** 19W x 21H **Seat Range:** 19-22.5
Arms to Floor: 25.5 **Carton Wt:** 47 **UPS Wt:** 47 **COM:** 0.75 yds
Carton: 25L x 25W x 14H **Cube:** 5.06 **Options:** CG50, SW70
Features: 1, 4, 7, 8 **Control:** 2-to-1 Synchro Tilt
Notes: Nylon Base. NJ, KY and TX In-Stock: -30 Coal FreeFlex® **NEW**


Fabric	List Price
-30 Coal FreeFlex®	375.00
A	395.00
B	415.00
C	438.00
R	485.00



92556 ProGrid® Back Manager's Chair with Height Adjustable Arms, Ratchet Back and Mesh Seat

Overall Size: 25W x 25D x 35.25-39H
Seat: 21W x 19.75D **Back:** 19.75W x 20H **Seat Range:** 19.5-21.75
Arms to Floor: 25.5 **Carton Wt:** 46 **UPS Wt:** 46 **COM:** 0.75 yds
Carton: 27L x 25W x 14H **Cube:** 5.46 **Options:** CG50, SW70
Features: 1, 4, 7, 8 **Control:** 2-to-1 Synchro Tilt
Notes: Nylon Base. NJ and KY In-Stock: -30 Coal FreeFlex® **NEW**


Fabric	List Price
ProGrid® Back Mesh Seat	450.00



98346 ProGrid® Mesh Back Manager's Chair with Leather and Mesh Seat, 3-Way Adjustable Arms with Depth Adjustable Pads and Dual Function Control

Overall Size: 26.75W x 24.75D x 40.5H
Seat: 20.5W x 19D x 3.5T **Back:** 19.75W x 20.5H **Seat Range:** 19-22.75
Arms to Floor: 27 **Carton Wt:** 58 **UPS Wt:** 58 **COM:** N/A
Carton: 25L x 25W x 15H **Cube:** 5.42 **Options:** CG50, SW70
Features: 1, 4, 11 **Control:** Dual Function
Notes: Dual Wheel Carpet Casters


Fabric	List Price
ProGrid® Back Black Leather and Mesh Fabric Seat	430.00



93720 ProGrid® Mesh High Back Chair with 3-Way Adjustable Arms, Seat Slider and Synchro Control with Infinite Lock and Titanium Finish Aluminum Base

Overall Size: 27.75W x 27.25D x 43-45.75H
Seat: 20W x 18.5D **Back:** 21.25W x 24H **Seat Range:** 19.5-21.75
Arms to Floor: 26.25 **Carton Wt:** 64 **UPS Wt:** 71 **COM:** N/A
Carton: 37L x 26W x 15H **Cube:** 8.35 **Options:** CG50, SW70
Features: 1, 3, 4, 7, 8, 9, 15 **Control:** Synchro with Seat Slider
Notes: Dual Wheel Carpet Casters. **Seat Slider**

Fabric	List Price
ProGrid® Seat and Back	650.00



97720C Mesh High Back Chair with Fabric Seat, 3-Way Adjustable Arms, Seat Slider and Synchro Control with Infinite Lock and Chrome Finish Base

Overall Size: 28.75W x 28.75D x 40.5-46H
Seat: 20.25W x 19.5D x 3.25T **Back:** 19W x 22.75H **Seat Range:** 18-21
Arms to Floor: 26 **Carton Wt:** 68 **UPS Wt:** 71 **COM:** N/A
Carton: 37L x 26W x 15H **Cube:** 8.35 **Options:** CG50, SW70
Features: 1, 3, 4, 7, 8, 9, 15 **Control:** Synchro with Seat Slider **NEW**
Notes: **Seat Slider**


Fabric	List Price
-30 Coal FreeFlex®	775.00
A	795.00
B	820.00
C	850.00
R	895.00



97720 ProGrid® Mesh High Back Chair with Fabric Seat, 3-Way Adjustable Arms, Seat Slider and Synchro Control with Infinite Lock and Titanium Finish Base

Overall Size: 27W x 25.75D x 43.25-46H
Seat: 20.5W x 19.5D x 3.25T **Back:** 21.5W x 25.5H **Seat Range:** 18-20.75
Arms to Floor: 25.75 **Carton Wt:** 67 **UPS Wt:** 71 **COM:** N/A
Carton: 37L x 26W x 15H **Cube:** 8.35 **Options:** CG50, SW70
Features: 1, 3, 4, 7, 8, 9, 15 **Control:** Synchro with Seat Slider
Notes: Dual Wheel Carpet Casters. Cal 133 Compliant. TX In-Stock: -30 Coal FreeFlex® and -R107 Dillon Black
 NJ In-Stock: -30 Coal FreeFlex® ***New Colors** **Seat Slider**


Fabric	List Price
-30 Coal FreeFlex®	575.00
-R105 Dillon Blue	595.00
-R107 Dillon Black	
A	595.00
B	625.00
C	650.00
R	705.00



92583C Mesh Back Drafting Chair with Padded Fabric Seat, Adjustable Footring, and Chrome Base

Overall Size: 28.75W x 28.75D x 43.5-56.255H
Seat: 20.75W x 19.25D x 4T **Back:** 19W x 18.5H **Seat Range:** 26.25-36.25
Arms to Floor: N/A **Carton Wt:** 48 **UPS Wt:** 59 **COM:** 0.5 yd
Carton: 27L x 27W x 16H **Cube:** 7 **Options:** CG50, SW70
Features: 1, 2, 4 **Control:** Pneumatic
Notes: Dual Wheel Carpet Casters **NEW**

Fabric	List Price
-30 Coal FreeFlex®	500.00
A	520.00
B	545.00
C	575.00
R	620.00



92583 ProGrid® Mesh Drafting Chair with Adjustable Footring and Dual Wheel Locking Carpet Casters

Overall Size: 27W x 24.75D x 41-50H
Seat: 20.5W x 19.25D **Back:** 19.75W x 19.75H **Seat Range:** 24.25-33.5
Arms to Floor: N/A **Carton Wt:** 45 **UPS Wt:** 50 **COM:** 0.5 yds
Carton: 27L x 26W x 14H **Cube:** 5.68 **Options:** CG50, SW70
Features: 1, 3, 4 **Control:** Pneumatic
Notes:

Fabric	List Price
-30 Coal FreeFlex®	425.00
A	450.00
B	475.00
C	500.00
R	550.00



97511C Air Mist Mesh Back Manager's Chair with Padded Fabric Seat, Built-In Lumbar Support, Adjustable Arms and Chrome Base.
Overall Size: 27.5W x 26D x 41.25-45H
Seat: 20W x 19.75D Back: 20.5W x 24.25H **Seat Range:** 17.25-21
Arms to Floor: 24.75 **Carton Wt:** 58 **UPS Wt:** 58 **COM:** 0.75 yd
Carton: 29L x 25W x 14H **Cube:** 5.87 **Options:** CG50, SW70
Features: 1, 2, 4 **Control:** Self-Adjusting
Notes: Dual Wheel Carpet Casters

NEW

Fabric -30 Coal FreeFlex®	List Price
A	555.00
B	580.00
C	610.00
R	655.00



83730T Padded Seat and Back Visitor's Chair with Titanium Finish Frame
Overall Size: 24.25W x 24.75D x 37.25H
Seat: 19.25W x 17.75D x 3.25 Back: 18W x 19H x 3T **Seat Range:** 19.25 Fixed
Arms to Floor: 27 **Carton Wt:** 30 **UPS Wt:** 40 **COM:** 0.75 yds
Carton: 35L x 23W x 12H **Cube:** 5.59 **Options:** N/A
Features: N/A **Control:** N/A
Notes: TX In-Stock: -30

NEW

Fabric -30 Coal FreeFlex®	List Price
A	330.00
B	355.00
C	385.00
R	430.00



83750C Padded Seat and Back Visitor's Chair with Chrome Finish Frame
Overall Size: 24.25W x 24.75D x 37.25H
Seat: 19.25W x 17.75D x 3.25 Back: 18W x 19H x 3T **Seat Range:** 19.25 Fixed
Arms to Floor: 27 **Carton Wt:** 30 **UPS Wt:** 40 **COM:** 0.75 yds
Carton: 35L x 23W x 12H **Cube:** 5.59 **Options:** N/A
Features: N/A **Control:** N/A
Notes:

NEW

Fabric -30 Coal FreeFlex®	List Price
A	330.00
B	355.00
C	385.00
R	430.00



88710C Guest Chair with Mesh Back, Padded Fabric Seat and Chrome Finish Frame
Overall Size: 25.5W x 24.75D x 36.5H
Seat: 18.5W x 19D Back: 19.75W x 19.25H **Seat Range:** 19 Fixed
Arms to Floor: 26.75 **Carton Wt:** 55 **UPS Wt:** 55 **COM:** 0.75 yds
Carton: 32L x 22W x 9H **Cube:** 3.66 **Options:** N/A
Features: N/A **Control:** N/A
Notes:

NEW

Fabric -30 Coal FreeFlex®	List Price
A	330.00
B	355.00
C	385.00
R	430.00



85640 ProGrid® Mesh Back Visitor's Chair with Padded Fabric Seat, Contoured Arms, Casters and Titanium Finish Frame
Overall Size: 24.5W x 23.25D x 37.75H
Seat: 17W x 19.75D x 2.25T Back: 19.75W x 20H **Seat Range:** 18.5 Fixed
Arms to Floor: 26.75 **Carton Wt:** 24 **UPS Wt:** 40 **COM:** 0.75 yds
Carton: 34L x 22W x 11H **Cube:** 4.76 **Options:** SW72
Features: N/A **Control:** N/A
Notes: NJ, KY and TX In-Stock: -30 Coal FreeFlex®

Fabric -30 Coal FreeFlex®	List Price
A	275.00
B	290.00
C	305.00
R	330.00



85670 ProGrid® Mesh Back Visitor's Chair with Padded Fabric Seat, Contoured Arms and Titanium Finish Frame
Overall Size: 24.5W x 23.25D x 37.75H
Seat: 17W x 19.75D x 2.25T Back: 19.75W x 20H **Seat Range:** 18.5 Fixed
Arms to Floor: 26.75 **Carton Wt:** 24 **UPS Wt:** 40 **COM:** 0.75 yds
Carton: 34L x 22W x 11H **Cube:** 4.76 **Options:** N/A
Features: N/A **Control:** N/A
Notes: NJ, KY and TX In-Stock: -30 Coal FreeFlex®

Fabric -30 Coal FreeFlex®	List Price
A	265.00
B	280.00
C	295.00
R	320.00



84510 ProGrid® Mesh Back Visitor's Chair with Padded Fabric Seat, Contoured Arms and Titanium Finish Frame
Overall Size: 25.5W x 24D x 36.5H
Seat: 18.5W x 19.5D x 3.25T Back: 20.75W x 21.75H **Seat Range:** 18.5 Fixed
Arms to Floor: 26 **Carton Wt:** 23 **UPS Wt:** 39 **COM:** 0.7 yds
Carton: 34L x 21W x 11H **Cube:** 4.54 **Options:** N/A
Features: N/A **Control:** N/A
Notes: Stacks with 84540. NJ, KY and TX In-Stock: -30 Coal FreeFlex®

Fabric -30 Coal FreeFlex®	List Price
A	305.00
B	320.00
C	335.00
R	360.00



84540 ProGrid® Mesh Back Visitor's Chair with Padded Fabric Seat, Arms, Casters and Titanium Finish Frame
Overall Size: 25.5W x 24D x 36.5H
Seat: 18.5W x 19.5D x 3.25T Back: 20.75W x 21.75H **Seat Range:** 18.5 Fixed
Arms to Floor: 26 **Carton Wt:** 23 **UPS Wt:** 39 **COM:** 0.7 yds
Carton: 34L x 21W x 11H **Cube:** 4.54 **Options:** SW72
Features: N/A **Control:** N/A
Notes: Stacks with 84510. NJ, KY and TX In-Stock: -30 Coal FreeFlex®

Fabric -30 Coal FreeFlex®	List Price
A	315.00
B	330.00
C	345.00
R	370.00



88627C Tall Stacking Visitor's Chair with Breathable Mesh Back and Black FreeFlex® -30 Seat with Chrome Sled Base
Overall Size: 22.25W x 25D x 44.75H
Seat: 17W x 18.5D x 1.75T Back: 19.5W x 16H **Seat Range:** 29.5 Fixed
Weights: 443/43 **UPS Weights:** 43 (2-Pack Only)
Carton: 46L x 27W x 93H (22-Pack) **Cube:** 66.84
Carton: 50L x 28W x 22H (2-Pack) **Cube:** 17.82
Notes: Stacking. Sold in 22 Bulk pack w/Dolly, or 2-Pack. TX In-Stock: 88627C-30.

NEW

Fabric -30 Coal FreeFlex®	List Price
88627C22-30 (22 Pack w/Dolly)	5500.00
88627C2-30 (2-Pack)	570.00



88627C Tall Stacking Visitor's Chair with Breathable Mesh Back and Custom Fabric (A) or Fun Colors Seat with Chrome Sled Base
Overall Size: 22.25W x 25D x 44.75H
Seat: 17W x 18.5D x 1.75T Back: 19.5W x 16H **Seat Range:** 29.5 Fixed
Weights: 443/43 **UPS Weights:** 43 (2-Pack Only)
Carton: 46L x 27W x 93H (22-Pack) **Cube:** 66.84
Carton: 50L x 28W x 22H (2-Pack) **Cube:** 17.82
Notes: Stacking. Sold in 22 Bulk pack w/Dolly, or 2-Pack. 9201 Carbon/Grey 9208 Camel 9270 Orange 9276 Red 9278 Blue 9279 Green

NEW

Fabric A	List Price
(Seat Only)	
88627C22 (22 Pack w/Dolly)	5830.00
88627C2 (2-Pack)	620.00




86724R ProGrid® Mesh Back Visitor's Chair with Padded Fabric Seat and Titanium Finish Frame
Overall Size: 20.25W x 24D x 33.25H
Seat: 18W x 19D x 3T Back: 19W x 15H **Seat Range:** 17.25 Fixed
Arms to Floor: N/A **Carton Wt:** 19 **UPS Wt:** 25 **COM:** 0.75 yds
Carton: 27L x 21W x 9H **Cube:** 2.95 **Options:** N/A
Features: N/A **Control:** N/A
Notes: Stacking. **86724R REPLACES 86724.**

Fabric -30 Coal FreeFlex®	List Price
A	210.00
B	220.00
C	235.00
R	253.00



86725R ProGrid® Mesh Back Visitor's Chair with Padded Fabric Seat, Titanium Finish Sled Base
Overall Size: 20.25W x 23.5D x 33H
Seat: 18W x 18.75D x 2.75T Back: 17.25W x 15H **Seat Range:** 18.75 Fixed
Arms to Floor: N/A **Carton Wt:** 23 **UPS Wt:** 26 **COM:** 0.75 yds
Carton: 27L x 22W x 9H **Cube:** 3.09 **Options:** N/A
Features: N/A **Control:** N/A
Notes: Stacking. **86725R REPLACES 86725.** NJ, KY and TX In-Stock: -30 Coal FreeFlex®

Fabric -30 Coal FreeFlex®	List Price
A	230.00
B	240.00
C	255.00
R	295.00



84330 Ventilated Plastic Wrap Around Back Folding Chair with Arms, Casters and Titanium Finish Frame (2-Pack)
Overall Size: 24.5W x 22D x 34H
Seat: 18W x 19D x 2.5T **Back:** 18.5W x 14.25H **Seat Range:** 19.25 Fixed
Arms to Floor: 26.75 **Carton Wt:** 55 **UPS Wt:** 79 **COM:** 0.75 yds
Carton: 26L x 26W x 24H **Cube:** 9.38 **Options:** SW72, CG60
Features: N/A **Control:** N/A
Notes: Seat Folds up for Horizontal Nesting. Sold in 2-Pack Only. NJ, KY and TX In-Stock: -30 Coal FreeFlex®

Fabric	List Price
-30 Coal FreeFlex®	470.00
A	492.00
B	516.00
C	540.00
R	580.00

Options

SW72 Soft Wheel Caster (set of 4)
Carton Wt: 2 **Cube:** 0.2
Designed For: 84540, 82740R, 86740, 8640, 84220, 84230, 84270, 84440, 83220, & 84330
List Price: 25.00 (set of 4)

SW70 Soft Wheel Caster (set of 5)
Carton Wt: 2 **Cube:** 0.2
Designed For: Most Work Smart & Space Chairs - See individual Chair Options
List Price: 30.00 (set of 5)

CG60 Glides (Fixed Position - set of 4)
Carton Wt: 2 **Cube:** 0.2
Designed For: 84540, 82740R, 86740, 8640, 84220, 84230, 84270, 84440, 83220, & 84330
NEW **List Price:** 25.00 (set of 4)

ProGrid Mesh® Folding Chairs

81101 Deluxe ProGrid® Mesh Seat and Back Folding Chair with White Finish Frame (2-Pack)
Overall Size: 20.25W x 22D x 34.25H
Seat: 17.5W x 18.25D **Back:** 20.25W x 11H **Seat Range:** 17.75 Fixed
Arms to Floor: N/A **Carton Wt:** 30 **UPS Weight:** 37 **COM:** N/A
Carton: 45L x 21W x 8H **Cube:** 4.37 **Options:** N/A
Features: N/A **Control:** N/A
Notes: Sold in 2-Pack Only Gangable and Stackable. REPLACES Beige Frame. Patent# US D647,718 S

Fabric	List Price
ProGrid® Seat and Back	280.00 (2-Pack)
400 lbs.	

81308 Deluxe ProGrid® Mesh Seat and Back Folding Chair with Black Finish Frame (2-Pack)
Overall Size: 20.25W x 22D x 34.25H
Seat: 17.5W x 18.25D **Back:** 20.25W x 11H **Seat Range:** 17.75 Fixed
Arms to Floor: N/A **Carton Wt:** 32 **UPS Weight:** 31 **COM:** N/A
Carton: 43L x 21W x 7H **Cube:** 3.65 **Options:** N/A
Features: N/A **Control:** N/A
Notes: Sold in 2-Pack Only Gangable and Stackable. Patent# US D647,718 S

Fabric	List Price
ProGrid® Seat and Back	280.00 (2-Pack)
400 lbs.	

81608 Deluxe ProGrid® Mesh Seat and Back Folding Chair with Silver Finish Frame (2-Pack)
Overall Size: 20.25W x 22.75D x 34.25H
Seat: 17.5W x 18.25D **Back:** 20.25W x 11H **Seat Range:** 17.75 Fixed
Arms to Floor: N/A **Carton Wt:** 29 **UPS Weight:** 35 **COM:** N/A
Carton: 46L x 22W x 7H **Cube:** 3.65 **Options:** N/A
Features: N/A **Control:** N/A
Notes: Sold in 2-Pack Only Gangable and Stackable. Patent# US D647,718 S

Fabric	List Price
ProGrid® Seat and Back	280.00 (2-Pack)
400 lbs.	

Height Adjustable Tables

HAT60241 4 ft. Wide Pneumatic Height Adjustable Table with Locking Black Casters. Steel Frame/Laminate Top.
Overall Size: 47.25W x 23.5D x 30.25 - 43.25H
Height Minimum: 30.25 **Height Maximum:** 43.25
Carton Wt: 98 **UPS Wt:** 98
Carton: 50L x 26W x 7H **Cube:** 5.26 **Options:** HB4GLIDE
Static Load Weight Capacity: 200 lbs.
Notes: Complete Set.

Finish	List Price
HAT60241-1 White Frame/White Top	825.00
HAT60241-U White Frame/Urban Walnut Top	
HAT60243-M Black Frame/Mahogany Top	
HAT60247-G Titanium Frame/GreyTop	



HB4GLIDE Floor Glides (set of 4)
Carton Wt: 1 **Cube:** 0.195
Designed For: PHAT & HAT Tables
List Price: \$25 (set of 4)

HAT60251 5 ft. Wide Pneumatic Height Adjustable Table with Locking Black Casters. Steel Frame/Laminate Top.
Overall Size: 59W x 23.5D x 30.25 - 43.25H
Height Minimum: 30.25 **Height Maximum:** 43.25
Carton Wt: 113 **UPS Wt:** 113
Carton: 62L x 26W x 7H **Cube:** 6.5 **Options:** HB4GLIDE
Static Load Weight Capacity: 200 lbs.
Notes: Complete Set. UPSable, Oversized Package

Finish	List Price
HAT60251-1 White Frame/White Top	875.00
HAT60251-U White Frame/Urban Walnut Top	
HAT60253-M Black Frame/Mahogany Top	
HAT60257-G Titanium Frame/GreyTop	




HB4GLIDE Floor Glides (set of 4)
Carton Wt: 1 **Cube:** 0.195
Designed For: PHAT & HAT Tables
List Price: \$25 (set of 4)

HAT60261 6 ft. Wide Pneumatic Height Adjustable Table with Locking Black Casters. Steel Frame/Laminate Top.
Overall Size: 70.75W x 23.5D x 30.25 - 43.25H
Height Minimum: 30.25 **Height Maximum:** 43.25
Carton Wt: 127 **UPS Wt:** 127
Carton: 73L x 26W x 7H **Cube:** 7.68 **Options:** HB4GLIDE
Static Load Weight Capacity: 200 lbs.
Notes: Complete Set. UPSable, Oversized Package

Finish	List Price
HAT60261-1 White Frame/White Top	950.00
HAT60261-U White Frame/Urban Walnut Top	
HAT60263-M Black Frame/Mahogany Top	
HAT60267-G Titanium Frame/GreyTop	




HB4GLIDE Floor Glides (set of 4)
Carton Wt: 1 **Cube:** 0.195
Designed For: PHAT & HAT Tables
List Price: \$25 (set of 4)

PHT70523/PHT70527/PHT70521 Pneumatic Height Adjustable Table with White Dry-Erase Table Top
Overall Size: 47.25W x 23.5D x 41H
Height Minimum: 29 **Height Maximum:** 41
Carton Wt: 61 **UPS Wt:** 61
Carton: 49L x 25W x 5H **Cube:** 3.5 **Options:** N/A
Static Load Weight Capacity: 400 lbs. Distributed, 300 lbs. Concentrated
Notes: Color Finish Reflects Base Color
KY In-Stock: PHT70527


Finish	List Price
PHT70523 Black	595.00
PHT70527 Titanium	
PHT70521 White	


Horizon Collection

HZN25 Computer Desk with Keyboard Tray, Bronze Tempered Glass Top and Black Textured Powder Coated Frame
Overall Size: 42W x 26D x 30H
Carton Wt: 73 **UPS Wt:** 73
Carton: 43L x 29W x 9H **Cube:** 6.49 **Options:** N/A
Notes: Free Standing or Connect to HZN25L to make L Shape. L Shape Size is 78" x 68". Will Connect Left or Right.


Finish	List Price
Black Textured Powder Coat and Bronze Glass	452.00





 <p>HZN25L Side Desk with Corner Connector, Bronze Tempered Glass Top and Black Textured Powder Coated Frame</p> <p>Overall Size: 52W x 26D x 30H Corner Size: 26W x 26D Carton Wt: 87 UPS Wt: 87 Carton: 55L x 32W x 7H Cube: 7.12 Options: N/A</p> <p>Notes: Free Standing or Connect to HZN25 to make L Shape. L Shape Size is 78" x 68". Will Connect Left or Right.</p>	Finish	List Price
	Black Textured Powder Coat and Bronze Glass	495.00


 <p>HZN30 File Caddy with Casters, Glides Included</p> <p>Overall Size: 19.75W x 16D x 21H</p> <p>Carton Wt: 9 UPS Wt: 10 Carton: 22L x 18W x 5H Cube: 1.14 Options: CG50, SW70</p> <p>Notes: Holds Letter and Legal Size Hanging Folders</p>	Finish	List Price
	Black Textured Powder Coat	125.00


Prado Collection


 <p>PRD3048D 48"W Writing Desk with Black or White Laminate Top and Black or White Finish Metal Legs.</p> <p>Overall Size: 47.5W x 30D x 29.5H</p> <p>Carton Wt: 48 UPS Wt: 48 Carton: 53L x 37W x 5H Cube: 5.64 Options: N/A</p> <p>Notes: UPSable, Oversized Package</p> <p style="text-align: right;">NEW</p> <p style="text-align: right;">AVAILABLE AUG. 2020</p>	Finish	List Price
	White (-WH) or Black (-BLK) Laminate	400.00


 <p>PRD3048HD 42" High Writing Desk with Black or White Laminate Top and Black or White Finish Metal Legs.</p> <p>Overall Size: 47.5W x 30D x 41.75H</p> <p>Carton Wt: 52 UPS Wt: 48 Carton: 53L x 37W x 5H Cube: 5.64 Options: N/A</p> <p>Notes: UPSable, Oversized Package</p> <p style="text-align: right;">NEW</p> <p style="text-align: right;">AVAILABLE AUG. 2020</p>	Finish	List Price
	White (-WH) or Black (-BLK) Laminate	470.00


 <p>PRD3060D 60" Writing Desk with Black or White Laminate Top and Black or White Finish Metal Legs.</p> <p>Overall Size: 59.75W x 30.25D x 29.25H</p> <p>Carton Wt: 56 UPS Wt: 58 Carton: 66L x 36W x 5H Cube: 6.87 Options: N/A</p> <p>Notes: UPSable, Oversized Package</p>	Finish	Price Reduction
	White (-WH) or Black (-BLK) Laminate	495.00


 <p>PRD3060HD 42" High Writing Desk with Black or White Laminate Top and Black or White Finish Metal Legs.</p> <p>Overall Size: 59.75W x 30D x 41.75H</p> <p>Carton Wt: 61 UPS Wt: 61 Carton: 66L x 37W x 5H Cube: 7.06 Options: N/A</p> <p>Notes: UPSable, Oversized Package</p> <p style="text-align: right;">NEW</p> <p style="text-align: right;">AVAILABLE AUG. 2020</p>	Finish	List Price
	White (-WH) or Black (-BLK) Laminate	575.00


 <p>PRD3060LD L-Desk 60"W x 66"D in Black or White Laminate Top and Black or White Finish Metal Legs. L-Section Can Be Installed on Left or Right.</p> <p>Overall Size: 60W x 65.75D x 29.75H Desk Size: 60W x 30D x 29.75H Return Size: 35.75W x 20D x 29.75H Carton Wt: 101 UPS Wt: 101 Carton: 73L x 36W x 5H Cube: 7.6 Options: N/A</p> <p>Notes: Return Will Connect Left or Right.</p>	Finish	Price Reduction
	Black Laminate Top and Legs	695.00
	(-WH) White Laminate Top and Legs	







 <p>PRD3085 Mobile File with Hidden Drawer and Casters</p> <p>Overall Size: 15.5W x 19.5D x 28H</p> <p>Carton Wt: 80 UPS Wt: 80 Carton: 31L x 25W x 21H Cube: 9.41 Options: N/A</p> <p>Notes: Applicable for models PRD3060LD L-Desk and PRD3060D Desk.</p>	Finish	Price Reduction
	White (-WH) or Black (-BLK) Laminate	435.00

 <p>PRD6024 60" Desktop & Storage Unit with Black or White Laminate Top, Cabinet Storage and Pedestal.</p> <p>Overall Size: 59.75W x 47.5D x 29.75H Storage Size: 48W x 15.5D x 28.75H Pedestal Size: 19W x 15.5D x 28H</p> <p>PRD6024A Carton 1 (Desk/Storage): 66L x 29W x 6H Cube: 6.6 Wt: 115 UPS Wt: 115 PRD6024B Carton 2 (Pedestal): 29L x 27W x 19H Cube: 8.6 Wt: 74 UPS Wt: 74</p> <p>Notes:</p>	Finish	List Price
	Black Laminate Top and Legs	1050.00
	(-WH) White Laminate Top and Legs	

 <p>PRD5215 Privacy Screen for Prado PRD3060 and PRD3060D with 2 Silver Mounting Brackets</p> <p>Overall Size: 52W x 15H</p> <p>Carton Wt: 11 UPS Wt: 13 Carton: 55L x 16W x 3H Cube: 1.4 Options: N/A</p> <p>Notes: Mounting Brackets Feature C-Clamp Design & Screw to Underside of Laminate Top.</p>	Finish	List Price
	Translucent/Silver Frame	315.00

 <p>PRD2415 Privacy Screen for Prado Return and 30" Deep Prado Desks with 2 Silver Mounting Brackets</p> <p>Overall Size: 24W x 15H</p> <p>Carton Wt: 9 UPS Wt: 9 Carton: 29L x 16W x 3H Cube: 0.75 Options: N/A</p> <p>Notes: Mounting Brackets Feature C-Clamp Design & Screw to Underside of Laminate Top.</p>	Finish	List Price
	Translucent/Silver Frame	215.00

 <p>PRDWire32 32"W Wire Management Tray, Black Plastic, Undersurface Mount. 2-Pack.</p> <p>Overall Size: 32W x 2.5D x 4H</p> <p>Carton Wt: 7 UPS Wt: 7 Carton: 36L x 8W x 5H Cube: 0.75 Options: N/A</p> <p>Notes: Fits Desk or Return on PRD3060 and PRD3060LD.</p>	Finish	List Price
	Black	80.00

	<p>NJ PRDFLAT Flat Bracket for Connecting Prado Units. 2-Pack.</p> <p>Overall Size: 2W x 3D</p> <p>Carton Wt: 2 UPS Wt: 2 Carton: 6L x 2W x 1H Cube: 0.006 Options: N/A</p> <p>Notes: Attaches to Underside of PRD3060 and PRD3060LD.</p>	<p>Finish</p> <p>Black</p>	<p>List Price</p> <p>16.95</p>
	<p>NJ PRDPOW1 Prado Power Unit with Two USB 3.0 and Two Electrical Outlets</p> <p>Overall Size: 3.2W x 3.2D x 2H</p> <p>Carton Wt: 2 UPS Wt: 2 Carton: 4L x 4W x 4H Cube: 0.03 Options: N/A</p> <p>Notes: Fits New Round Grommet Hole of PRD3060LD and PRD3060D (80mm Diameter).</p>	<p>Finish</p> <p>Black</p>	<p>List Price</p> <p>145.00</p>
	<p>PRD42RT 42" Round Conference Table with Black or White Laminate Top and Metal Legs.</p> <p>Overall Size: 42W x 42D x 29.5H Desk Size: 42W x 42D x 1T</p> <p>Carton Wt: 53 UPS Wt: 62 Carton: 46L x 46W x 5H Cube: 6.12 Options: N/A</p> <p>Notes:</p>	<p>Finish</p> <p>White (-WH) or Black (-BLK) Laminate</p>	<p>Price Reduction</p> <p>375.00</p>
	<p>NJ PRD3230 30" High 2-Shelf Bookcase with 1 Adjustable Shelf, 3/4" Shelf Thickness in Black or White Laminate</p> <p>Overall Size: 31.5W x 11.75D x 29.75H</p> <p>Carton Wt: 47 UPS Wt: 47 Carton: 35L x 33W x 3H Cube: 2.0 Options: N/A</p> <p>Notes:</p>	<p>Finish</p> <p>White (-WH) or Black (-BLK) Laminate</p>	<p>List Price</p> <p>175.00</p>
	<p>NJ PRD3248 48" High 3-Shelf Bookcase with 2 Adjustable Shelves, 3/4" Shelf Thickness in Black or White Laminate</p> <p>Overall Size: 31.5W x 12D x 48H</p> <p>Carton Wt: 68 UPS Wt: 68 Carton: 49L x 33W x 3H Cube: 2.8 Options: N/A</p> <p>Notes:</p>	<p>Finish</p> <p>White (-WH) or Black (-BLK) Laminate</p>	<p>List Price</p> <p>245.00</p>
	<p>PRD3260 60" High 4-Shelf Bookcase with 2 Adjustable and 2 Fixed Shelves, 3/4" Shelf Thickness in Black or White Laminate</p> <p>Overall Size: 31.5W x 12D x 60H</p> <p>Carton Wt: 86 UPS Wt: 86 Carton: 61L x 33W x 3H Cube: 3.49 Options: N/A</p> <p>Notes:</p>	<p>Finish</p> <p>White (-WH) or Black (-BLK) Laminate</p>	<p>List Price</p> <p>305.00</p>



Shown:
THP-U42



Work Smart® offers workspace solutions through an extensive range of commercial products. Office seating, guest seating, reception, and lobby furnishings are offered to create the most flexible work environments. Engineered for productivity, efficiency, and the best in functionality and value.



33320 Mid Back Dual Function Ergonomic Chair with Ratchet Back Height Adjustment without Arms
Overall Size: 20W x 20.5D x 39.25H
Seat: 20W x 18.25D x 2.25T **Back:** 16.75W x 17H x 2.75T **Seat Range:** 17.5-21
Arms to Floor: N/A **Carton Wt:** 49 **UPS Wt:** 41 **COM:** 1.0 yds
Carton: 24L x 24W x 14H **Cube:** 4.66 **Options:** CG50, SW70
Features: 1, 2, 4, 11 **Control:** Dual Function
Notes:

Fabric	List Price
-30 Coal FreeFlex®	300.00
A	315.00
B	332.00
C	350.00
R	375.00



33327 Mid Back Dual Function Ergonomic Chair with Ratchet Back Height Adjustment and Height and Width Adjustable Arms
Overall Size: 24.25W x 20.5D x 39.25H
Seat: 20W x 18.25D x 2.25T **Back:** 16.75W x 17H x 2.75T **Seat Range:** 17.5-21
Arms to Floor: 23.5 **Carton Wt:** 49 **UPS Wt:** 49 **COM:** 1.0 yds
Carton: 24L x 24W x 14H **Cube:** 4.66 **Options:** CG50, SW70
Features: 1, 2, 4, 11 **Control:** Dual Function
Notes:

Fabric	List Price
-30 Coal FreeFlex®	385.00
A	400.00
B	417.00
C	435.00
R	460.00



33340 High Back Dual Function Ergonomic Chair with Ratchet Back Height Adjustment without Arms
Overall Size: 20W x 20.5D x 42.25H
Seat: 20W x 18.25D x 2.25T **Back:** 17.25W x 20H x 2.75T **Seat Range:** 17.5-21
Arms to Floor: N/A **Carton Wt:** 42 **UPS Wt:** 44 **COM:** 1.0 yds
Carton: 27L x 24W x 14H **Cube:** 5.25 **Options:** CG50, SW70
Features: 1, 2, 4, 11 **Control:** Dual Function
Notes:

Fabric	List Price
-30 Coal FreeFlex®	320.00
A	335.00
B	352.00
C	372.00
R	400.00



33347 High Back Dual Function Ergonomic Chair with Ratchet Back Height Adjustment and Height and Width Adjustable Arms
Overall Size: 24.25W x 20.5D x 42.25H
Seat: 20W x 18.25D x 2.25T **Back:** 17.25W x 20H x 2.75T **Seat Range:** 18.25-22
Arms to Floor: 23.5 **Carton Wt:** 50 **UPS Wt:** 50 **COM:** 1.0 yds
Carton: 27L x 24W x 14H **Cube:** 5.25 **Options:** CG50, SW70
Features: 1, 2, 4, 11 **Control:** Dual Function
Notes:

Fabric	List Price
-30 Coal FreeFlex®	405.00
A	420.00
B	437.00
C	453.00
R	490.00



36420 Dual Function Ergonomic Chair with Back Height Adjustment
Overall Size: 18.5W x 23D x 44H
Seat: 18.5W x 17.75D x 3.5T **Back:** 16W x 18.5H x 2.75T **Seat Range:** 15.25-20.5
Arms to Floor: N/A **Carton Wt:** 50 **UPS Wt:** 50 **COM:** 0.8 yds
Carton: 24L x 24W x 14H **Cube:** 4.66 **Options:** CG50, SW70
Features: 1, 2, 4, 11 **Control:** Dual Function
Notes: KY In-Stock: -231 Icon Black

Fabric	List Price
A	270.00
B	285.00
C	305.00
R	338.00



36427 Dual Function Ergonomic Chair with Back Height Adjustment and Height Adjustable Arms
Overall Size: 24.5W x 23D x 44H
Seat: 18.5W x 17.75D x 3.5T **Back:** 16W x 18.5H x 2.75T **Seat Range:** 15.25-20.5
Arms to Floor: 24.25 **Carton Wt:** 45 **UPS Wt:** 45 **COM:** 0.8 yds
Carton: 24L x 24W x 14H **Cube:** 4.66 **Options:** CG50, SW70
Features: 1, 2, 4, 11 **Control:** Dual Function
Notes:

Fabric	List Price
A	355.00
B	370.00
C	390.00
R	423.00



8180 Sculptured Ergonomic Manager's Chair with Adjustable Arms
Overall Size: 22.75W x 23.5D x 34 - 39.5H
Seat: 18.5W x 18D x 3.75T **Back:** 16.75W x 17H x 3T **Seat Range:** 18 - 22.75
Arms to Floor: 24.5 **Carton Wt:** 43 **UPS Wt:** 43 **COM:** 0.8 yds
Carton: 24L x 24W x 13H **Cube:** 4.33 **Options:** CG50, SW70, SK7, SK5
Features: 1, 2, 4, 10 **Control:** Multi-Task
Notes: NJ In-Stock: -231

Fabric	List Price
A	295.00
B	310.00
C	334.00
R	360.00



2907 High Back Multi Function Ergonomic Chair with Ratchet Back Height Adjustment and 2-Way Adjustable Arms
Overall Size: 26W x 26.5D x 42.25-45.75H
Seat: 20.25W x 21D x 3.5T **Back:** 19.75W x 25H x 2.5T **Seat Range:** 19-22.5
Arms to Floor: 25.5 **Carton Wt:** 61 **UPS Wt:** 61 **COM:** 2.0 yds
Carton: 29L x 26W x 15H **Cube:** 6.54 **Options:** CG50, SW70
Features: 1, 2, 4, 8, 13 **Control:** Multi Function
Notes: NJ In-Stock: -231

Fabric	List Price
A	460.00
B	485.00
C	520.00
R	560.00



3121 Mid Back 2-to-1 Synchro Tilt Ergonomic Chair with 2-Way Adjustable Soft Padded Arms and Molded Foam
Overall Size: 28.5W x 23.5D x 37.25-40.5H
Seat: 20.25W x 19.5D x 3.5T **Back:** 19.5W x 19.75H x 3T **Seat Range:** 18.5 -21.75
Arms to Floor: 25.25 **Carton Wt:** 50 **UPS Wt:** 54 **COM:** 1.0 yds
Carton: 30L x 26W x 14H **Cube:** 6.31 **Options:** CG50, SW70
Features: 1, 4, 7, 8, 9 **Control:** 2-to-1 Synchro Tilt
Notes: NJ, KY and TX In-Stock: -231 Icon Black

Fabric	List Price
A	350.00
B	370.00
C	398.00
R	425.00



3121FB Mid Back 2-to-1 Synchro Tilt Ergonomic Chair with 2-Way Adjustable Soft Padded Arms and Molded Foam
Overall Size: 27.25W x 25.25D x 41.5H
Seat: 20.5W x 19D x 3.5T **Back:** 19.5W x 21H x 3.5T **Seat Range:** 18.5 -22.25
Arms to Floor: 24.75 **Carton Wt:** 46 **UPS Wt:** 50 **COM:** 1.0 yds
Carton: 29L x 25W x 14H **Cube:** 5.87 **Options:** CG50, SW70
Features: 1, 4, 7, 8, 9 **Control:** 2-to-1 Synchro Tilt
Notes: Fabric Back

Fabric	List Price
A	365.00
B	385.00
C	428.00
R	455.00



3121TB Cal 133 Compliant Mid Back 2-to-1 Synchro Tilt Ergonomic Chair with 2-Way Adjustable Soft Padded Arms and Molded Foam
Chair Specs: See 3121 above
The 3121TB is available in the following limited fabric selection
A Grade: Icon, Diamond, Festival, Legend, Gavotte and Ridgecrest
B Grade: Fine Tune and City Park
Notes: Cal 133 Fire Barrier Compliant Fabric

Fabric	List Price
A	540.00
B	600.00



43891 Mid Back Multi Function Chair with Ratchet Back Height Adjustment, Fabricated Back, Seat Slider and 2-Way Adjustable Arms
Overall Size: 29W x 27.25D x 45H
Seat: 20W x 20D x 3.5T **Back:** 19W x 19H x 3.5T **Seat Range:** 18 -21.25
Arms to Floor: 25.25 **Carton Wt:** 61 **UPS Wt:** 61 **COM:** 1.75 yds
Carton: 27L x 26W x 15H **Cube:** 6.09 **Options:** CG50, SW70
Features: 1, 2, 4, 8, 13, 15 **Control:** Multi Function
Notes: This Chair has a **Seat Slider** and **Forward Pitch**. REPLACES 43801
Seat Slider

Fabric	List Price
A	450.00
B	475.00
C	510.00
R	550.00



NJ
KY
TX

EC9231 Mid Back Bonded Leather Executive Chair with Padded Arms

Overall Size: 26W x 27.5D x 38.25-42H
 Seat: 20W x 19D x 4T Back: 20W x 21.5H x 4T Seat Range: 17.75 -21.75
 Arms to Floor: 27.5 Carton Wt: 39 UPS Wt: 49 COM: N/A
 Carton: 28L x 24W x 15H Cube: 5.83 Options: CG50, SW70
 Features: 1, 4, 5, 8, 9 Control: Locking Tilt
 Notes: REPLACES EC1221

Fabric	List Price
Bonded Leather -EC3 Black	370.00



NJ
KY
TX

EC9235 Bonded Leather Visitor's Chair with Padded Arms and Sled Base

Overall Size: 24.5W x 26.5D x 38.25H
 Seat: 20W x 19D x 4T Back: 20W x 21.25H x 4T Seat Range: 18.5 Fixed
 Arms to Floor: 28 Carton Wt: 36 UPS Wt: 45 COM: N/A
 Carton: 28L x 22W x 15H Cube: 5.34 Options: N/A
 Features: N/A Control: N/A
 Notes: REPLACES EC1225

Fabric	List Price
Bonded Leather -EC3 Black	340.00

Executive Seating - Bonded Leather / Coated Finish Base



NJ
KY
TX

EC6583 Executive High Back Bonded Leather Chair with Color Match Stitching

Overall Size: 26.25W x 29.5D x 43-46H
 Seat: 20.75W x 20.75D x 4.5T Back: 20W x 26.75H x 4T Seat Range: 19-22
 Arms to Floor: 27 Carton Wt: 40 UPS Wt: 52 COM: N/A
 Carton: 29L x 26W x 14H Cube: 6.1 Options: CG50, SW70
 Features: 1, 4, 5, 8, 9 Control: Locking Tilt
 Notes: TX In-Stock: -EC42 Charcoal Grey and -EC3 Black
 KY In-Stock: -EC3 Black

Fabric	List Price
Bonded Leather -EC42 Charcoal Grey -EC3 Black -EC4 Burgundy -EC16 Green -EC21 Tan	395.00

New Color



ECH8967K5-EC1/ECH8967R5-EC3 Executive Bonded Leather Chair, Two-Tone (-EC1) and Matching (-EC3) Stitching with Coated Flip Arms & Coated Nylon Base

Overall Size: 26.75W x 25.5D x 40.75H
 Seat: 20W x 19D x 4.5T Back: 20W x 20.5H x 4T Seat Range: 17.75 -21.75
 Arms to Floor: 25.75 Carton Wt: 40 UPS Wt: 40 COM: N/A
 Carton: 26L x 23W x 13H Cube: 4.49 Options: CG50, SW70
 Features: 1, 4, 5, 8, 9 Control: Locking Tilt
 Notes: ECH8967K5-EC1: Two-Tone Stitching. ECH8967R5-EC3: Matching Stitching. No Black End Caps.

Frame/Fabric	List Price
ECH8967K5-EC1 Cocoa/Espresso ECH8967R5-EC3 Silver/Black	375.00



KY

ECH91231-EC1/ECH91236-EC3/ECH91237-EC3 High Back Bonded Leather Executive Manager's Chair with Padded Flip Arms and Coated Nylon Base

Overall Size: 26.75W x 29D x 39.25 - 43H
 Seat: 20.5W x 20.5D x 4.5T Back: 21.5W x 29.25H x 4.5T Seat Range: 18 -21.75
 Arms to Floor: 27 Carton Wt: 42 UPS Wt: 57 COM: N/A
 Carton: 30L x 26W x 15H Cube: 6.77 Options: CG50, SW70
 Features: 1, 4, 5, 8, 9 Control: Locking Tilt
 Notes: KY In-Stock: ECH91236-EC3 Silver/Black

Frame/Fabric	List Price
ECH91231-EC1 Cocoa/Espresso ECH91236-EC3 Silver/Black ECH91237-EC3 Titanium/Black	425.00



ECH91211-EC1/ECH91216-EC3/ECH91217-EC3 Mid-Back Bonded Leather Executive Manager's Chair with Padded Flip Arms and Coated Nylon Base

Overall Size: 26.75W x 28.5D x 35.5 - 39H
 Seat: 20.5W x 20.5D x 4.5T Back: 20.5W x 25.25H x 4T Seat Range: 18 -21.75
 Arms to Floor: 27 Carton Wt: 40 UPS Wt: 52 COM: N/A
 Carton: 27L x 26W x 15H Cube: 6.09 Options: CG50, SW70
 Features: 1, 4, 5, 8, 9 Control: Locking Tilt
 Notes:

Frame/Fabric	List Price
ECH91211-EC1 Cocoa/Espresso ECH91216-EC3 Silver/Black ECH91217-EC3 Titanium/Black	395.00



NJ
KY

ECH38615A-EC1/ECH38665A-EC3/ECH38675A-EC3 Executive Bonded Leather Chair with Adjustable Padded Flip Arms and Coated Nylon Base

Overall Size: 26W x 30.25D x 47H
 Seat: 21.5W x 20D x 4.5T Back: 21W x 24.5H x 4.5T Seat Range: 18.75 - 23.75
 Arms to Floor: 26.5 Carton Wt: 40 UPS Wt: 54 COM: N/A
 Carton: 30L x 26W x 14H Cube: 6.32 Options: CG50, SW70
 Features: 1, 4, 5, 8, 9 Control: Locking Tilt
 Notes: NJ In-Stock: ECH38665A-EC3, ECH38675A-EC3
 KY In-Stock: ECH38665A-EC3

Frame/Fabric	List Price
ECH38615A-EC1 Cocoa/Espresso ECH38665A-EC3 Silver/Black ECH38675A-EC3 Titanium/Black	560.00



NJ
KY
TX

ECH68801-EC1/ECH68807-EC3 Executive Bonded Leather Chair with Padded Arms and Coated Nylon Base

Overall Size: 28.5W x 30D x 43.25-46.25H
 Seat: 21W x 20D x 5.25T Back: 21W x 24.75H x 5T Seat Range: 19.25 -22.25
 Arms to Floor: 27 Carton Wt: 52 UPS Wt: 61 COM: N/A
 Carton: 32L x 26W x 15H Cube: 7.22 Options: CG50, SW70
 Features: 1, 4, 5, 8, 9 Control: Locking Tilt
 Notes: NJ, KY and TX In-Stock: ECH68807-EC3 Titanium/Black

Frame/Fabric	List Price
ECH68801-EC1 Cocoa/Espresso ECH68807-EC3 Titanium/Black	520.00



NJ
KY
TX

ECH83501-EC1/ECH83507-EC3 Executive Bonded Leather Chair with Padded Arms and Coated Nylon Base

Overall Size: 28.25W x 30.5D x 42.5-45.5H
 Seat: 21.25W x 22D x 5.5T Back: 21.25W x 25.5H x 5.75T Seat Range: 18.75 -22
 Arms to Floor: 25.5 Carton Wt: 41 UPS Wt: 59 COM: N/A
 Carton: 29L x 26W x 16H Cube: 6.98 Options: CG50, SW70
 Features: 1, 4, 5, 8, 9 Control: Locking Tilt
 Notes: NJ, KY & TX In-Stock: ECH83507-EC3

Frame/Fabric	List Price
ECH83501-EC1 Cocoa/Espresso ECH83507-EC3 Titanium/Black	500.00



ECH89186-EC3/ECH89187-EC3 Executive Bonded Leather Chair with Coil Spring Seat, Padded Arms and Coated Nylon Base

Overall Size: 28.25W x 30D x 47.25H
 Seat: 21W x 19.25D x 4.5T Back: 21.25W x 27H x 4.25T Seat Range: 18.5 -21.25
 Arms to Floor: 26 Carton Wt: 51 UPS Wt: 63 COM: N/A
 Carton: 33L x 26W x 15H Cube: 7.44 Options: CG50, SW70
 Features: 1, 4, 5, 8, 9 Control: Locking Tilt
 Notes: Coil Spring Seat

Frame/Fabric	List Price
ECH89186-EC3 Silver/Black ECH89187-EC3 Titanium/Black	530.00



NJ
KY

ECH89181-EC1/ECH89181-EC6 Executive Bonded Leather Chair with Coil Spring Seat, Padded Arms and Coated Nylon Base

Overall Size: 28.25W x 30D x 47.25H
 Seat: 21W x 19.25D x 4.5T Back: 21.25W x 27H x 4.25T Seat Range: 18.5 -21.25
 Arms to Floor: 26 Carton Wt: 44 UPS Wt: 63 COM: N/A
 Carton: 33L x 26W x 15H Cube: 7.45 Options: CG50, SW70
 Features: 1, 4, 5, 8, 9 Control: Locking Tilt
 Notes: Coil Spring Seat. NJ and KY In-Stock: -ECH89181-EC1


Frame/Fabric	List Price
ECH89181-EC1 Cocoa/Espresso ECH89181-EC6 Cocoa/Wine	530.00




OPH61601-EC1/OPH61606-EC3/OPH61607-EC3/OPH61601-EC6 Executive Bonded Leather Chair with PU Padded Height Adjustable Arms & Coated Base


Overall Size: 29 x 26D x 48.5H
 Seat: 20.5W x 20D x 5.5T Back: 20.5W x 27H x 5T Seat Range: 19.75 -22.25
 Arms to Floor: 26.5 Carton Wt: 60 UPS Wt: 78 COM: N/A
 Carton: 36L x 26W x 17H Cube: 9.2 Options: CG50, SW70
 Features: 1, 4, 5, 6, 8, 9 Control: KneeTilt
 Notes: Coil Spring Seat.


Frame/Fabric	List Price
OPH61601-EC1 Cocoa/Espresso OPH61606-EC3 Silver/Black OPH61607-EC3 Titanium/Black OPH61601-EC6 Cocoa/Wine	675.00


	NJ EX5161 Deluxe Mid Back Leather Chair with Padded Loop Arms	Fabric Glove Soft Leather -G11 Tan -G13 Black Top Grain Leather -4 Burgundy	List Price 650.00
Overall Size: 27W x 30.5D x 37-41H Seat: 21.75W x 20D x 5T Back: 20.75W x 19.75H x 5T Seat Range: 19.25 -23.25 Arms to Floor: 25.75 Carton Wt: 49 UPS Wt: 54 COM: N/A Carton: 28L x 26W x 16H Cube: 6.74 Options: CG50, SW70 Features: 1, 4, 5, 8, 9 Control: Locking Tilt Notes: NJ In-Stock: -G13			


	NJ EX5162 Leather High Back Chair with Padded Loop Arms	Fabric Glove Soft Leather -G11 Tan -G12 Dark Grey -G13 Black -G16 Green Top Grain Leather -4 Burgundy	List Price 700.00
Overall Size: 27W x 29.25D x 44-48H Seat: 21.5W x 18.25D x 5T Back: 21.5W x 26.5H x 5T Seat Range: 19.5-23 Arms to Floor: 25.75 Carton Wt: 56 UPS Wt: 72 COM: N/A Carton: 34L x 27W x 16H Cube: 8.5 Options: CG50, SW70 Features: 1, 4, 5, 8, 9 Control: Locking Tilt Notes:			


Executive Seating - Faux Leather/Chrome Base


	TND940A Trinidad High Back Office Chair with Fixed Padded Arms and Chrome Finish Base and Accents	Fabric -ES Espresso -BK Black -WH White -RD Red -CRM Cream 250 lbs.	List Price 450.00
Overall Size: 21.75W x 22D x 46.5H Seat: 18.5W x 15.75D Back: 18.25W x 24.25H Seat Range: 18.25 - 23 Arms to Floor: 27.5 Carton Wt: 32 UPS Wt: 69 COM: N/A Carton: 34L x 26W x 16H Cube: 8.18 Options: CG50, SW70 Features: 1, 4, 5, 8, 9 Control: Locking Tilt Notes: NJ In-Stock: -BK. REINSTATED.			


	NJ TND941A Trinidad Office Chair with Fixed Padded Arms and Chrome Finish Base and Accents	Fabric -ES Espresso -BK Black -WH White -RD Red -CRM Cream 250 lbs.	List Price 415.00
Overall Size: 22W x 23D x 41H Seat: 18.25W x 16D Back: 19.5W x 18.25H Seat Range: 18.5 - 23.25 Arms to Floor: 27.75 Carton Wt: 32 UPS Wt: 55 COM: N/A Carton: 31L x 24W x 15H Cube: 6.45 Options: CG50, SW70 Features: 1, 4, 5, 8, 9 Control: Locking Tilt Notes: NJ In-Stock: -BK. REINSTATED.			


	NJ TND945A Trinidad Visitor's Chair with Fixed Padded Arms and Chrome Finish Base and Accents	Fabric -ES Espresso -BK Black -WH White -RD Red -CRM Cream 250 lbs.	List Price 450.00
Overall Size: 21.5W x 22.75D x 36H Seat: 18.5W x 16.25D Back: 18.25W x 17.75H Seat Range: 18.25 Fixed Arms to Floor: 27 Carton Wt: 28 UPS Wt: 92 COM: N/A Carton: 37L x 23W x 22H Cube: 10.83 Options: N/A Features: N/A Control: N/A Notes: NJ In-Stock: -BK. REINSTATED. NO ASSEMBLY REQUIRED			


	NJ TX FL1327C Executive Faux Leather Chair with Padded Arms and Chrome Finish Base	Fabric Faux Leather -U6 Black -U9 Red -U11 White -U28 Cream	List Price 500.00
Overall Size: 26.25W x 27.25D x 42-45H Seat: 21.25W x 20.25D x 5.5T Back: 21W x 25.5H x 2.25T Seat Range: 17.75 - 20.75 Arms to Floor: 26 Carton Wt: 41 UPS Wt: 45 COM: N/A Carton: 27L x 26W x 14H Cube: 5.28 Options: CG50, SW70 Features: 1, 4, 5, 8, 9 Control: Locking Tilt Notes: NJ In-Stock: -U6, -U9 and -U11. TX In-Stock: -U6 and -U11			


	NJ FL61903C Faux Leather Chair with Chrome Finish Base	Fabric Faux Leather -U6 Black -U11 White -U28 Cream -U42 Charcoal Grey A B C R	List Price 380.00 400.00 425.00 460.00 510.00
Overall Size: 27W x 25.5D x 32.5H Seat: 17W x 18.75D x 2T Back: 20.5W x 15.5H x 2T Seat Range: 16.75-19.5 Arms to Floor: N/A Carton Wt: 34 UPS Wt: 48 COM: N/A Carton: 26L x 25W x 15H Cube: 5.64 Options: CG50, SW70 Features: 1, 4, 5, 8, 9 Control: Locking Tilt Notes:			
New Colors			

	FL9314C Faux Leather Guest Chair with Chrome Finish Legs	Fabric Faux Leather -U6 Black -U11 White -U42 Charcoal Grey	List Price 312.00
Overall Size: 22.5W x 24.25D x 34.75H Seat: 22.5W x 19.75D x 4.25T Back: 21.5W x 21.75H x 2T Seat Range: 18.75 Fixed Arms to Floor: N/A Carton Wt: 29 UPS Wt: 31 COM: N/A Carton: 27L x 23W x 10H Cube: 3.59 Options: N/A Features: N/A Control: N/A Notes:			
NEW			

	NJ FL80222C Faux Leather Chair with Chrome Finish Base	Fabric -Faux Leather -U6 Black -U11 White -U42 Charcoal Grey	Price Reduction 395.00
Overall Size: 28.75W x 31.25D x 39-42.5H Seat: 17.75W x 18.25D x 4T Back: 21.5W x 20.75H x 4T Seat Range: 19-22.75 Arms to Floor: 23.25 Weight: 34 UPS Weight: 7110 COM: N/A Carton: 32L x 27W x 26H Cube: 13 Options: N/A Features: 1, 4, 5, 8, 9 Control: Locking Tilt Notes: 360° Swivel			

	NJ FL80287C Faux Leather Chair with Padded Flip Arms and Chrome Finish Base	Fabric Faux Leather -U6 Black -U11 White -U28 Cream -U42 Charcoal Grey	List Price 395.00
Overall Size: 24.25W x 26.5D x 38 - 41.5H Seat: 20W x 18.75D x 3.25T Back: 19.5W x 21H x 3T Seat Range: 18.5 - 22 Arms to Floor: 26 Carton Wt: 40 UPS Wt: 40 COM: N/A Carton: 27L x 25W x 12H Cube: 4.5 Options: CG50, SW70 Features: 1, 4, 5, 8, 9 Control: Locking Tilt Notes: NJ In-Stock: -U6 Black			

	NJ KY FL90071C Executive Faux Leather High Back Chair with Padded Arms and Chrome Finish Base	Fabric Faux Leather -U6 Black -U11 White -U28 Cream -U42 Charcoal Grey	List Price 510.00
Overall Size: 24.25W x 26.25D x 47.75H Seat: 18.5W x 19D x 2.75T Back: 17.75W x 25.25H x 2.75T Seat Range: 20-23 Arms to Floor: 26.5 Carton Wt: 42 UPS Wt: 50 COM: N/A Carton: 27L x 25W x 15H Cube: 7.2 Options: CG50, SW70 Features: 1, 4, 5, 8, 9 Control: Locking Tilt Notes: NJ and KY In-Stock: -U6 Black			

	KY FL92970C High Back Faux Leather Chair with Padded Arms and Chrome Finish Base	Fabric Faux Leather -U6 Black -U11 White -U28 Cream -U42 Charcoal Grey	List Price 450.00
Overall Size: 27.75W x 28.25D x 42.75 - 46.75H Seat: 20W x 28.75D x 3.5T Back: 20W x 25.75H x 3.5T Seat Range: 18-22 Arms to Floor: 26 Carton Wt: 45 UPS Wt: 57 COM: N/A Carton: 32L x 26W x 14H Cube: 6.74 Options: CG50, SW70 Features: 1, 4, 5, 8, 9 Control: Locking Tilt Notes: KY In-Stock: -U6 Black and -U42 Charcoal Grey			



<p>NJ KY TX FL92017C Mid-Back Faux Leather Chair with Padded Arms and Chrome Finish Base</p> <p>Overall Size: 23W x 26.75D x 43H Seat: 19.5W x 22.25D x 2.5T Back: 19.25W x 22.25H x 2.5T Seat Range: 19 - 22 Arms to Floor: 26.25 Carton Wt: 32 UPS Wt: 47 COM: N/A Carton: 28L x 26W x 13H Cube: 5.4 Options: CG50, SW70 Features: 1, 4, 5, 8, 9 Control: Locking Tilt Notes: NJ, KY and TX In-Stock: -U6 and -U11</p>	Fabric	List Price
	<p>Faux Leather -U6 Black -U11 White -U42 Charcoal Grey</p>	370.00



<p>KY TX FL92011C Low-Back Faux Leather Chair with Padded Arms and Chrome Finish Base</p> <p>Overall Size: 23W x 26.75D x 36.25 - 38.75H Seat: 18.25W x 20.75D x 2.75T Back: 19W x 19.75H x 2.75T Seat Range: 18.25 - 20.75 Arms to Floor: 26.25 Carton Wt: 32 UPS Wt: 38 COM: N/A Carton: 25L x 24W x 13H Cube: 4.51 Options: CG50, SW70 Features: 1, 4, 5, 8, 9 Control: Locking Tilt Notes: KY In-Stock: -U6 Black</p>	Fabric	List Price
	<p>Faux Leather -U6 Black -U11 White -U42 Charcoal Grey</p>	345.00



<p>NJ TX FL38610C Low-Back Faux Leather Guest Chair with PP Arms and Chrome Finish Frame</p> <p>Overall Size: 24.75W x 24.25D x 34H Seat: 18.25W x 17.25D x 4T Back: 18.25W x 14.5H x 3T Seat Range: 19.75 Arms to Floor: 27.25 Carton Wt: 25 UPS Wt: 50 COM: N/A Carton: 33L x 24W x 13H Cube: 5.95 Options: N/A Features: N/A Control: N/A Notes:</p>	Fabric	List Price
	<p>Faux Leather -U6 Black -U11 White -U42 Charcoal Grey</p>	335.00



<p>NJ TX FL38640C Low-Back Faux Leather Guest Chair with Casters, PP Arms and Chrome Finish Frame</p> <p>Overall Size: 24.75W x 24.25D x 34H Seat: 18.25W x 17.25D x 4T Back: 18.25W x 14.5H x 3T Seat Range: 19.75 Arms to Floor: 27.25 Carton Wt: 25 UPS Wt: 50 COM: N/A Carton: 33L x 24W x 13H Cube: 5.95 Options: N/A Features: N/A Control: N/A Notes: with Casters.</p>	Fabric	List Price
	<p>Faux Leather -U6 Black -U11 White -U42 Charcoal Grey</p>	350.00



<p>NJ TX 88710C Guest Chair with Mesh Back, Padded Fabric Seat and Chrome Finish Frame</p> <p>Overall Size: 25.5W x 24.75D x 36.5H Seat: 18.5W x 19D Back: 19.75W x 19.25H Seat Range: 19 Fixed Arms to Floor: 26.75 Carton Wt: 55 UPS Wt: 55 COM: 0.75 yds Carton: 32L x 22W x 9H Cube: 3.66 Options: N/A Features: N/A Control: N/A Notes:</p>	Fabric	List Price
	<p>-30 Coal FreeFlex®</p> <p>A 330.00 B 355.00 C 385.00 R 430.00</p>	312.00



<p>KY EC51832MC Mid-Back Bonded Leather Manager's Chair with Chrome Arms and Chrome Finish Base</p> <p>Overall Size: 24.25W x 25.25D x 37 - 40.5H Seat: 20W x 18.75D x 3T Back: 18.5W x 19.5H x 2.5T Seat Range: 18.25 - 21.75 Arms to Floor: 26 Carton Wt: 40 UPS Wt: 41 COM: N/A Carton: 26L x 25W x 13H Cube: 4.89 Options: CG50, SW70 Features: 1, 4, 5, 8, 9 Control: Locking Tilt Notes: KY In-Stock: -EC51 Chocolate</p>	Fabric	List Price
	<p>Bonded Leather -EC51 Chocolate -EC03 Black</p>	500.00



<p>NJ KY TX FL5380C High Back Executive Faux Leather Chair with Padded Arms and Chrome Finish Base</p> <p>Overall Size: 23.25W x 26.75D x 45.75-49H Seat: 19W x 19D x 3.25T Back: 18.25W x 26.75H x 3.5T Seat Range: 18.75 - 22 Arms to Floor: 27 Carton Wt: 45 UPS Wt: 86 COM: N/A Carton: 40L x 26W x 17H Cube: 10.23 Options: CG50, SW70 Features: 1, 4, 5, 8, 9 Control: Locking Tilt Notes: NJ and KY In-Stock: -U6. TX In-Stock: -U6, -U11 and -U42</p>	Fabric	List Price
	<p>Faux Leather -U6 Black -U11 White -U22 Smoke -U42 Charcoal Grey</p>	565.00



<p>NJ KY TX FL5388C Mid-Back Executive Faux Leather Chair with Padded Arms and Chrome Finish Base</p> <p>Overall Size: 26.25W x 27D x 38.5 - 42H Seat: 19W x 19D x 3.25T Back: 17.5W x 19.5H x 3T Seat Range: 18.5 - 22 Arms to Floor: 27.25 Carton Wt: 41 UPS Wt: 63 COM: N/A Carton: 33L x 26W x 15H Cube: 7.44 Options: CG50, SW70 Features: 1, 4, 5, 8, 9 Control: Locking Tilt Notes: NJ and KY In-Stock: -U6. TX In-Stock: -U6, -U11 and -U42</p>	Fabric	List Price
	<p>Faux Leather -U6 Black -U11 White -U22 Smoke -U42 Charcoal Grey</p>	510.00



<p>NJ TX FL5385C Mid-Back Faux Leather Visitor's Chair with Padded Arms and Chrome Finish Base</p> <p>Overall Size: 24W x 25.5D x 35.75H Seat: 19W x 19D x 2T Back: 18W x 18.75H x 2T Seat Range: 18 Fixed Arms to Floor: 26.25 Carton Wt: 39 UPS Wt: 70 COM: N/A Carton: 25L x 25W x 23H Cube: 8.31 Options: N/A Features: N/A Control: N/A Notes: NJ In-Stock: -U6. TX In-Stock: -U6, -U11 and -U42</p>	Fabric	List Price
	<p>Faux Leather -U6 Black -U11 White -U22 Smoke -U42 Charcoal Grey</p>	452.00

Executive Seating - Faux Leather/Gold Base



<p>KY FL22991G Mid-Back Faux Leather Chair with Gold Finish Arms and Base</p> <p>Overall Size: 22.5W x 22D x 36.75-40.25H Seat: 18.75W x 17D x 3.25T Back: 18.5W x 18.5H x 3.25T Seat Range: 18.25 - 22.25 Arms to Floor: 26 Carton Wt: 31 UPS Wt: 34 COM: N/A Carton: 24L x 22W x 13H Cube: 3.97 Options: CG50, SW70 Features: 1, 4, 5, 8, 9 Control: Locking Tilt Notes: Featuring Gold Finish Frame. KY In-Stock: -U5 Navy, -U6 Black, -U11 White and -U28 Cream</p>	Fabric	List Price
	<p>Faux Leather -U5 Navy -U6 Black -U11 White -U28 Cream -U41 Saddle</p>	370.00



<p>KY FL23591G Mid-Back Faux Leather Chair with Gold Finish Arms and Base</p> <p>Overall Size: 23.25W x 24.5D x 36.5 - 40.5H Seat: 20W x 18.25D x 4.5T Back: 19.5W x 18.25H x 3.5T Seat Range: 18.25 - 22 Arms to Floor: 25 Carton Wt: 35 UPS Wt: 48 COM: N/A Carton: 25L x 24W x 14H Cube: 4.8 Options: CG50, SW70 Features: 1, 4, 5, 8, 9 Control: Locking Tilt Notes: Featuring Gold Finish Frame KY In-Stock: -U6 Black and -U28 Cream</p>	Fabric	List Price
	<p>Faux Leather -U5 Navy -U6 Black -U28 Cream -U41 Saddle</p>	560.00

Executive Seating - Faux Leather



<p>NJ TX FL6080 High Back Faux Leather Manager's Chair with Padded Arms and Black Nylon Base</p> <p>Overall Size: 26.25W x 28D x 44 - 47.25H Seat: 19.5W x 19.5D x 4.75T Back: 19.5W x 27.5H x 4T Seat Range: 18.5 - 21.5 Arms to Floor: 26.75 Carton Wt: 48 UPS Wt: 54 COM: N/A Carton: 30L x 26W x 14H Cube: 6.3 Options: CG50, SW70 Features: 1, 4, 5, 8, 9 Control: Locking Tilt Notes:</p>	Fabric	List Price
	<p>Faux Leather -U15 Black -U24 Chocolate</p>	450.00



NJ TX **FL6081** Mid-Back Faux Leather Manager's Chair with Padded Arms and Black Nylon Base
Overall Size: 26.25W x 28D x 38.5 - 41.75H
Seat: 19.5W x 19.5D x 4.75T **Back:** 19.5W x 22.75H x 4T **Seat Range:** 18.5 - 21.5
Arms to Floor: 26.75 **Carton Wt:** 42 **UPS Wt:** 48 **COM:** N/A
Carton: 29L x 24W x 14H **Cube:** 5.6 **Options:** CG50, SW70
Features: 1, 4, 5, 8, 9 **Control:** Locking Tilt
Notes:

Fabric	List Price
Faux Leather -U15 Black -U24 Chocolate	395.00

NEW



NJ TX **FL6085** Mid-Back Faux Leather Visitor's Chair with Padded Arms and Black Base
Overall Size: 26.5W x 25.5D x 40.5H
Seat: 21W x 21.5D x 4.5T **Back:** 20.5W x 23.25H x 4.5T **Seat Range:** 19 Fixed
Arms to Floor: 27.5 **Carton Wt:** 39 **UPS Wt:** 41 **COM:** N/A
Carton: 28L x 23W x 13H **Cube:** 4.8 **Options:** CG50, SW70
Features: N/A **Control:** N/A
Notes:

Fabric	List Price
Faux Leather -U15 Black -U24 Chocolate	360.00

NEW



FL2604C High Back Executive Faux Leather Chair with Padded Arms and Chrome Base Finish
Overall Size: 25.25W x 28.25D x 43.5H
Seat: 19.5W x 19.5D x 3.5T **Back:** 19.5W x 23.5H x 3.5T **Seat Range:** 18.75-21.75
Arms to Floor: 27 **Carton Wt:** 39 **UPS Wt:** 45 **COM:** N/A
Carton: 27L x 26W x 13H **Cube:** 5.28 **Options:** CG50, SW70
Features: 1, 4, 5, 8, 9 **Control:** Locking Tilt
Notes:

Fabric	List Price
Faux Leather -U6 Black	425.00



NJ KY TX **FL660** Faux Leather Manager's Chair with Padded Arms
Overall Size: 27.25W x 26.75D x 39.25 - 42.25H
Seat: 20.25W x 18.75D x 4.5T **Back:** 20.5W x 21.75H x 4.25T **Seat Range:** 18.25 - 21.25
Arms to Floor: 26 **Carton Wt:** 38 **UPS Wt:** 46 **COM:** N/A
Carton: 26L x 26W x 14H **Cube:** 5.47 **Options:** CG50, SW70
Features: 1, 4, 5, 8, 9 **Control:** Locking Tilt
Notes: TX In-Stock: -U2, -U42 and -U6. KY In-Stock: -U6 Black

Fabric	List Price
Faux Leather -U6 Black -U2 Chocolate -U42 Charcoal Grey	Updated List Price 300.00

New Color



NJ KY TX **FL605** Faux Leather Manager's Chair with Padded Arms
Overall Size: 25W x 29.5D x 38.25-42H
Seat: 20W x 20D x 3.5T **Back:** 19.75W x 23.25H x 3T **Seat Range:** 18.75 - 21.75
Arms to Floor: 28 **Carton Wt:** 38 **UPS Wt:** 44 **COM:** N/A
Carton: 27L x 24W x 14H **Cube:** 5.25 **Options:** CG50, SW70
Features: 1, 4, 5, 8, 9 **Control:** Locking Tilt
Notes: Replaces EC605. NJ In-Stock: -U6

Fabric	List Price
Faux Leather -U6 Black -U2 Chocolate -U42 Charcoal Grey	300.00

New Color



NJ KY **FL9097** Oversized Faux Leather Executive Chair with Padded Loop Arms
Overall Size: 26W x 31D x 46H
Seat: 23W x 21D x 4T **Back:** 21W x 29H x 5T **Seat Range:** 18.5 - 22
Arms to Floor: 28 **Carton Wt:** 42 **UPS Wt:** 59 **COM:** N/A
Carton: 31L x 26W x 15H **Cube:** 6.99 **Options:** CG50, SW70
Features: 1, 4, 5, 8, 9 **Control:** Locking Tilt
Notes:

Fabric	List Price
Faux Leather -U6 Black	450.00



FLH24981-U1/FLH24987-U6 Faux Leather Mid Back Manager's Chair with Padded Flip Arms and Coated Base
Overall Size: 28W x 26D x 40-43H
Seat: 21W x 19D x 5T **Back:** 19.5W x 22.25H x 4.25T **Seat Range:** 18-21
Arms to Floor: 27.25 **Carton Wt:** 36 **UPS Wt:** 52 **COM:** N/A
Carton: 27L x 26W x 15H **Cube:** 6.09 **Options:** CG50, SW70
Features: 1, 4, 5, 8, 9 **Control:** Locking Tilt
Notes:

Fabric	List Price
FLH24981-U1 Cocoa/Espresso	395.00
FLH24987-U6 Titanium/Black	



NJ TX **FL89675** Faux Leather Manager's Chair with Flip Arms
Overall Size: 25.5W x 25.5D x 39-42.75H
Seat: 20.75W x 21D x 4.5T **Back:** 20.5W x 21H x 4.5T **Seat Range:** 19-22.75
Arms to Floor: 24.25 **Carton Wt:** 44 **UPS Wt:** 44 **COM:** N/A
Carton: 26L x 23W x 13H **Cube:** 4.49 **Options:** CG50, SW70
Features: 1, 4, 5, 8, 9 **Control:** Locking Tilt
Notes: NJ In-Stock: -U6. TX In-Stock: -U2 and -U6.

Fabric	List Price
Faux Leather -U6 Black -U2 Chocolate -U42 Charcoal Grey	320.00

New Color



NJ TX **83710B** Padded Seat and Back Visitor's Chair with Black Finish Frame
Overall Size: 24.25W x 24D x 34H
Seat: 19.25W x 18.5D **Back:** 18.5W x 15.5H x 2.25T **Seat Range:** 19 Fixed
Arms to Floor: 27 **Carton Wt:** 27 **UPS Wt:** 36 **COM:** 0.75 yds
Carton: 35L x 23W x 9H **Cube:** 4.19 **Options:** N/A
Features: N/A **Control:** N/A
Notes: REPLACES FL1055
 TX In-Stock: -231

Fabric	List Price
-231 Icon Black	270.00
A	285.00
B	305.00
C	332.00
R	370.00

NEW



NJ TX **83720** Padded Seat and Back Armless Visitor's Chair with Black Finish Frame
Overall Size: 21.75W x 24.75D x 34H
Seat: 19.75W x 17.75D **Back:** 17.75W x 14.5H **Seat Range:** 19.25 Fixed
Arms to Floor: N/A **Carton Wt:** 22 **UPS Wt:** 36 **COM:** 0.75 yds
Carton: 35L x 23W x 9H **Cube:** 4.19 **Options:** N/A
Features: N/A **Control:** N/A
Notes: REPLACES FL1033
 TX In-Stock: -231

Fabric	List Price
-231 Icon Black	250.00
A	265.00
B	285.00
C	312.00
R	350.00

NEW



NJ TX **FL38610** Low-Back Faux Leather Guest Chair with PP Arms and Black Finish Frame
Overall Size: 25.5W x 25D x 35H
Seat: 18.75W x 18D x 4T **Back:** 17.75W x 15.5H x 3T **Seat Range:** 20 Fixed
Arms to Floor: 27 **Carton Wt:** 24 **UPS Wt:** 43 **COM:** N/A
Carton: 33L x 24W x 11H **Cube:** 5.04 **Options:** N/A
Features: N/A **Control:** N/A
Notes: TX In-Stock: -U6.

Fabric	List Price
Faux Leather -U6 Black -U11 White -U42 Charcoal Grey	320.00





NJ TX **FL38640** Low-Back Faux Leather Guest Chair with Casters, PP Arms and Black Finish Frame
Overall Size: 25.5W x 25D x 34.5H
Seat: 18.75W x 18D x 4T **Back:** 17.75W x 15.5H x 3T **Seat Range:** 20 Fixed
Arms to Floor: 27 **Carton Wt:** 24 **UPS Wt:** 38 **COM:** N/A
Carton: 33L x 22W x 11H **Cube:** 4.48 **Options:** N/A
Features: N/A **Control:** N/A
Notes: with Casters


Fabric	List Price
Faux Leather -U6 Black	335.00





MG1230R-NB with MG1242S-NB


	⚙️ MG1242S-NB Brooklyn Clear Tempered Glass Top Coffee Table with Nickel Brush Legs NJ KY Overall Size: 42W x 24D x 16H	Finish Nickel Brush and Clear Glass	List Price 440.00
	Carton Wt: 40 UPS Wt: 40 Carton: 46L x 27W x 5H Cube: 3.59		
	Notes:		


	⚙️ MG1230R-NB Brooklyn Clear Tempered Glass Round Top Coffee Table with Nickel Brush Legs NJ Overall Size: 30W x 30D x 16H	Finish Nickel Brush and Clear Glass	List Price 440.00
	Carton Wt: 28 UPS Wt: 28 Carton: 34L x 33W x 5H Cube: 3.24		
	Notes:		


	⚙️ MG0922S-NB Brooklyn Clear Tempered Glass Square Top End Table with Nickel Brush Legs NJ KY Overall Size: 22W x 22D x 20H	Finish Nickel Brush and Clear Glass	List Price 350.00
	Carton Wt: 16 UPS Wt: 16 Carton: 26L x 25W x 5H Cube: 1.88		
	Notes:		


	⚙️ MG0920R-NB Brooklyn Clear Tempered Glass Round Top End Table with Nickel Brush Legs NJ KY Overall Size: 20W x 20D x 20H	Finish Nickel Brush and Clear Glass	List Price 350.00
	Carton Wt: 14 UPS Wt: 14 Carton: 24L x 23W x 5H Cube: 1.73		
	Notes:		

	⚙️ BRK436-NB Brooklyn Clear Tempered Glass Rectangular Multi-Purpose Table with Brushed Nickel Legs NJ Overall Size: 60W x 36D x 30.5H	Finish Brushed Nickel and Clear Glass	List Price 740.00
	Carton Wt: 98 UPS Wt: 127 Carton: 65L x 40W x 10H Cube: 15.04		
	Notes:		

	⚙️ BRK437-NB Brooklyn Clear Tempered Glass Round Multi-Purpose Table with Brushed Nickel Legs NJ Overall Size: 42W x 42D x 30.75H	Finish Brushed Nickel and Clear Glass	List Price 740.00
	Carton Wt: 70 UPS Wt: 97 Carton: 47L x 47W x 9H Cube: 11.5		
	Notes:		

	⚙️ FLWT433 Matte White Top Round Multi-Purpose Table with Metal Base NJ KY Overall Size: 41.25W x 41.25D x 29.75H	Finish White Top with -BP Brass Plated Base -NB Brushed Nickel Base -WHT White Base	List Price 1125.00
	Carton1: 48L x 48W x 9H Cube: 12 Carton Wt: 86 UPS Wt: 101		
	Carton2: 29L x 15W x 14H Cube: 3.52 Carton Wt: 10 UPS Wt: 30 Notes: Ships in 2 Cartons. NJ In-Stock: -WHT		

	⚙️ FLWA2140 Matte White Top Round Coffee Table with Metal Base NJ KY Overall Size: 35.5W x 35.5D x 18H	Finish White Top with -BP Brass Plated Base -NB Brushed Nickel Base -WHT White Base	List Price 860.00
	Carton1: 40L x 39W x 2H Cube: 1.8 Carton Wt: 22 UPS Wt: 22		
	Carton2: 25L x 25W x 19H Cube: 6.87 Carton Wt: 34 UPS Wt: 58 Notes: Ships in 2 Cartons. NJ In-Stock: -WHT		

	⚙️ FLWA9300 Matte White Top Round Side Table with Metal Base NJ KY Overall Size: 17.75W x 17.75D x 22.25H	Finish White Top with -BP Brass Plated Base -NB Brushed Nickel Base -WHT White Base	List Price 375.00
	Carton Wt: 18 UPS Wt: 22		
	Carton: 20L x 20W x 11H Cube: 2.54 Notes: NJ In-Stock: -WHT		



Shown:
WST17, WST12

	WST17/WST17-WH/WST17-BK Wall Street 28" Accent/Corner Table with Chrome Frame and Espresso Finish Wood Top or Black (-BK) or White (-WH) Top Overall Size: 28W x 28D x 17H	Finish Chrome/ Espresso Chrome/White (-WH) Chrome/Black (-BK)	List Price 370.00
	Carton Wt: 30 UPS Wt: 30 Carton: 32L x 30W x 5H Cube: 2.78		
	Notes: White table tops are not color-matched to white reception seating		

	WST16-ESP/WST16-WH/WST16-BK Wall Street Multi-Purpose Side Table with Chrome Frame and Espresso Finish Wood Top or Black (-BK) or White (-WH) Top Overall Size: 16W x 16D x 24.25H	Finish Chrome/ Espresso (-ESP) Chrome/White (-WH) Chrome/Black (-BK)	List Price 280.00
	Carton Wt: 20 UPS Wt: 41 Carton: 26L x 18W x 18H Cube: 4.87		
	Notes: White table tops are not color-matched to white reception seating		

	YLD09 Yield End Table with Chrome Frame and Black Glass Top Overall Size: 22W x 15.75D x 18.5H	Finish Chrome and Black Glass	List Price 180.00
	Carton Wt: 16 UPS Wt: 16 Carton: 26L x 21W x 5H Cube: 1.58		
	Notes:		

	YLD17 Yield 28" Accent/Corner Table with Chrome Frame and Black Glass Top Overall Size: 28W x 28D x 17H	Finish Chrome and Black Glass	List Price 265.00
	Carton Wt: 35 UPS Wt: 35 Carton: 32L x 30W x 5H Cube: 2.78		
	Notes:		

	YLD12 Yield Coffee Table with Chrome Frame and Black Glass Top Overall Size: 44W x 22D x 15H	Finish Chrome and Black Glass	List Price 265.00
	Carton Wt: 28 UPS Wt: 28 Carton: 48L x 23W x 5H Cube: 3.19		
	Notes:		


Resimercial Seating


	FLH5974BK Faux Leather Swivel Chair with Black Base Overall Size: 27.5W x 27.25D x 29.75H Seat: 20.75W x 20.5D x 3.75T Back: 18.75W x 11.75H x 2.5T Seat Range: 18.5 Fixed Arms to Floor: 23.5 Weight: 38 UPS Weight: 89 COM: N/A Carton: 32L x 27W x 21H Cube: 9.84 Options: N/A Features: 1, 4 Control: N/A Notes: 360° Swivel.	Fabric -U6 Black -U41 Saddle -U42 Charcoal Grey	List Price 465.00


	WST07/WST07-WH/WST07-BK Wall Street Foyer/Sofa Table with Chrome Frame and Espresso Finish Wood Top or Black (-BK) or White (-WH) Top Overall Size: 36W x 15D x 29H	Finish Chrome/ Espresso Chrome/White (-WH) Chrome/Black (-BK)	List Price 500.00
	Carton Wt: 38 UPS Wt: 42 Carton: 39L x 31W x 7H Cube: 4.89		
	Notes: White table tops are not color-matched to white reception seating KY In-Stock: Chrome/Espresso and -WH Chrome/White		


	WST09/WST09-WH/WST09-BK Wall Street End Table with Chrome Frame and Espresso Finish Wood Top or Black (-BK) or White (-WH) Top Overall Size: 22W x 15.75D x 18.5H	Finish Chrome/ Espresso Chrome/White (-WH) Chrome/Black (-BK)	List Price 215.00
	Carton Wt: 14 UPS Wt: 14 Carton: 25L x 20W x 5H Cube: 1.45		
	Notes: White table tops are not color-matched to white reception seating KY In-Stock: Chrome/Espresso and -BK Chrome/BK		


	WST12/WST12-WH/WST12-BK Wall Street Coffee Table with Chrome Frame and Espresso Finish Wood Top or Black (-BK) or White (-WH) Top Overall Size: 44W x 22D x 15H	Finish Chrome/ Espresso Chrome/White (-WH) Chrome/Black (-BK)	List Price 325.00
	Carton Wt: 31 UPS Wt: 31 Carton: 48L x 26W x 5H Cube: 3.61		
	Notes: White table tops are not color-matched to white reception seating		


	NJ TX FLH5969AL Faux Leather Swivel Chair with Aluminum Base	Fabric	List Price
	Overall Size: 30.5W x 29D x 34H	-U6 Black	500.00
	Seat: 19W x 18.5D x 4T Back: 17.25W x 16H x 5T Seat Range: 19.25 Fixed	-U11 White	
	Arms to Floor: N/A Weight: 43 UPS Weight: 122 COM: N/A	-U42 Charcoal Grey	
	Carton: 32L x 30W x 26H Cube: 14.44 Options: N/A Features: 1, 4 Control: N/A Notes: 360° Swivel. UPSable, Oversized Package.		


	NJ FL80228AL Faux Leather Chair with Aluminum Finish Base	Fabric	List Price
	Overall Size: 27W x 32D x 35.25H	Faux Leather	750.00
	Seat: 21W x 19.75D x 4.25T Back: 20W x 15.25H x 3T Seat Range: 16 Fixed	-U6 Black	
	Arms to Floor: N/A Weight: 21 UPS Weight: 95 COM: N/A	-U11 White	
	Carton: 33L x 28W x 21H Cube: 11.22 Options: N/A Features: N/A Control: N/A Notes: 360° Swivel. UPSable, Oversized Package.	-U42 Charcoal Grey	


	NJ TX FL80228B Faux Leather Chair with Black Finish Base	Fabric	List Price
	Overall Size: 28.25W x 28.5D x 38.5H	Faux Leather	625.00
	Seat: 16.5W x 18.5D x 4.5T Back: 22.5W x 21.25H x 2.5T Seat Range: 16 Fixed	-U6 Black	
	Arms to Floor: 23.25 Weight: 32 UPS Weight: 107 COM: N/A	-U42 Charcoal Grey	
	Carton: 30L x 28W x 26H Cube: 12.63 Options: N/A Features: N/A Control: N/A Notes: 360° Swivel. UPSable, Oversized Package.	-U11 White	


	NJ LS481C Swivel Chair with Chrome Base	Fabric	List Price
	Overall Size: 29.75W x 30D x 40.75H	-U6 Black	595.00
	Seat: 18.75W x 17.75D x 5.75T Back: 22W x 23H x 5T Seat Range: 18.25 Fixed	-U11 White	
	Arms to Floor: 22.75 Weight: 44 UPS Weight: 114 COM: N/A	-K14 Azure	
	Carton: 39L x 30W x 20H Cube: 13.54 Options: N/A Features: 1, 4 Control: N/A Notes: 360° Swivel. UPSable, Oversized Package.	-K26 Charcoal	


	NJ LS5387AL Swivel Chair with Aluminum Base	Fabric	List Price
	Overall Size: 27W x 30.5D x 40H	-R103	895.00
	Seat: 31.25W x 22D Back: 26W x 27H Seat Range: 18.5 Fixed	Dillon Stratus	
	Arms to Floor: 24.75 Weight: 46 UPS Weight: 118 COM: N/A	-R105	
	Carton: 30L x 29W x 28H Cube: 14.09 Options: N/A Features: 1, 4 Control: N/A Notes: 360° Swivel. UPSable, Oversized Package.	Dillon Blue	


	NJ TX GNA50400 Lounge Chair with Molded Foam Seat and Back, Headrest and Chrome Base	Fabric	List Price
	Overall Size: 27.5W x 31.25D x 44.75H	-R103	795.00
	Seat: 27.5W x 21.5D x 3T Back: 27.5W x 28.5H x 3T Seat Range: 18 Fixed	Dillon Stratus	
	Arms to Floor: N/A Weight: 42 UPS Weight: 92 COM: N/A	-R105	
	Carton: 38L x 29W x 17H Cube: 10.84 Options: N/A Features: N/A Control: N/A Notes: NJ In-Stock: -R107 Dillon Black	Dillon Blue	

	NJ TX LRL Lounge Chair with Padded Seat and Back, and Chrome Base	Fabric	List Price
	Overall Size: 27.25W x 27.5D x 31.75H	-R103	595.00
	Seat: 19.75W x 19D x 3.75T Back: 20W x 14.25H x 3T Seat Range: 18 Fixed	Dillon Stratus	
	Arms to Floor: 27.75 Weight: 35 UPS Weight: 91 COM: N/A	-R105	
	Carton: 31L x 30W x 20H Cube: 10.76 Options: N/A Features: N/A Control: N/A Notes:	Dillon Blue	


	NJ TX THP Lounge Chair with Padded Seat and Back, Sled Style Chrome Finish Base	Fabric	List Price
	Overall Size: 26W x 27.75D x 32.5H	-M78 Charcoal	425.00
	Seat: 25.5W x 19D x 3T Back: 23.75W x 15H x 3T Seat Range: 19 Fixed	Faux Leather:	
	Arms to Floor: N/A Weight: 32 UPS Weight: 74 COM: N/A	-U6 Black	
	Carton: 28L x 27W x 20H Cube: 8.75 Options: N/A Features: N/A Control: N/A Notes: NJ In-Stock: -U6 Black and -U11 White UPSable, Oversized Package.	-U42 Charcoal Grey	


	JUP Lounge Chair with High Support Back, Sled Style Chrome Finish Base	Fabric	List Price
	Overall Size: 27.25W x 30.5D x 36.5H	-M24 Dove	500.00
	Seat: 27W x 19D x 1.5T Back: 25.25W x 20H x 1.5T Seat Range: 16 Fixed	-M36 Indigo	
	Arms to Floor: N/A Carton Wt: 40 UPS Wt: 40 COM: N/A	Faux Leather:	
	Carton: 28L x 25W x 17H Cube: 6.88 Options: N/A Features: N/A Control: N/A Notes:	-B18 Black	


	YLD5130 Yield 31" Wide Chair with Chrome Base	Fabric	List Price
	Overall Size: 30.5W x 26.75D x 31H	Faux Leather	560.00
	Seat: 16W x 19.5D x 3.75T Back: 26W x 23H x 4T Seat Range: 16.5 Fixed	-B18 Black	
	Arms to Floor: 20.5 Carton Wt: 43 UPS Wt: 123 COM: N/A	-W32 White	
	Carton: 32L x 28W x 28H Cube: 14.51 Options: N/A Features: N/A Control: N/A Notes: UPSable, Oversized Package. 360° Swivel		


	YLD5141 Yield 40" Wide Chair with Chrome Base	Fabric	List Price
	Overall Size: 38.5W x 30.5D x 30.5H	Faux Leather	665.00
	Seat: 24W x 22.5D x 3.75T Back: 31.5W x 13.75H x 4T Seat Range: 16.5 Fixed	-B18 Black	
	Arms to Floor: 20.5 Carton Wt: 51 UPS Wt: 152 COM: N/A	-W32 White	
	Carton: 40L x 31W x 25H Cube: 17.94 Options: N/A Features: N/A Control: N/A Notes: UPSable, Oversized Package 360° Swivel		


	NVA51 Nova 31.5" Wide Chair with Foam-Filled Back and Seat Cushions, Protective Floor Glides and Four-Star Chrome Base	Fabric	List Price
	Overall Size: 31W x 30D x 33H	Faux Leather	660.00
	Seat: 21.25W x 18.25D x 3.75T Back: 19.75W x 14.75H x 5T Seat Range: 18.75 Fixed	-B18 Black	
	Arms to Floor: 24.5 Carton Wt: 52 UPS Wt: 125 COM: N/A	-W32 White	
	Carton: 33L x 31W x 25H Cube: 14.8 Options: N/A Features: 4 Control: N/A Notes: UPSable, Oversized Package 360° Swivel	-U9 Red	


	NJ KY TX	WST51A Wall Street Arm Chair with Chrome Base	Fabric	List Price
	Overall Size: 30.5W x 28D x 31H Seat: 23W x 22D x 6.5T Back: 23.5W x 15.5H x 6.5T Seat Range: 17.5 Fixed Arms to Floor: 24.75 Carton Wt: 70 UPS Wt: 95 COM: N/A Carton: 31L x 26W x 24H Cube: 11.19 Options: N/A Features: N/A Control: N/A Notes: Stand Alone. Oversized. TX In-Stock: -B18 Black and -E34 Espresso. KY In-Stock: -B18 Black		Faux Leather -B18 Black -E34 Espresso -W32 White -U22 Smoke	635.00

	NJ KY TX	WST51LF Left Arm Facing Wall Street Modular Component with Chrome Base	Fabric	List Price
	Overall Size: 27.25W x 28.5D x 31H Seat: 23.5W x 21.5D x 5.25T Back: 23.5W x 15.75H x 6T Seat Range: 17.5 Fixed Arms to Floor: 26 Carton Wt: 55 UPS Wt: 78 COM: N/A Carton: 29L x 25W x 22H Cube: 9.24 Options: N/A Features: N/A Control: N/A Notes: Use as Part of Sofa, Loveseat or Sectional. TX In-Stock: -B18 Black. KY In-Stock: -B18 Black		Faux Leather -B18 Black -E34 Espresso -W32 White -U22 Smoke	575.00


	NJ KY TX	WST51N Armless Wall Street Modular Component with Chrome Base	Fabric	List Price
	Overall Size: 23W x 28D x 31H Seat: 23W x 22D Back: 23.5W x 15.5H x 6.5 Seat Range: 17.5 Fixed Arms to Floor: N/A Carton Wt: 39 UPS Wt: 58 COM: N/A Carton: 26L x 25W x 18H Cube: 6.77 Options: N/A Features: N/A Control: N/A Notes: Use as Stand Alone or Part of Sofa, Loveseat or Sectional. TX In-Stock: -B18 Black		Faux Leather -B18 Black -E34 Espresso -W32 White -U22 Smoke	485.00

	NJ KY TX	WST51RF Right Arm Facing Wall Street Modular Component with Chrome Base	Fabric	List Price
	Overall Size: 27W x 28D x 31H Seat: 23W x 22D Back: 23.5W x 15.5H x 6.5T Seat Range: 17.5 Fixed Arms to Floor: 26 Carton Wt: 55 UPS Wt: 79 COM: N/A Carton: 29L x 24W x 23H Cube: 9.26 Options: N/A Features: N/A Control: N/A Notes: Use as Part of Sofa, Loveseat or Sectional TX In-Stock: -B18 Black		Faux Leather -B18 Black -E34 Espresso -W32 White -U22 Smoke	575.00


	NJ KY TX	WST51C Corner Wall Street Modular Component with Chrome Base	Fabric	List Price
	Overall Size: 28W x 28D x 31H Seat: 23W x 22D Back: 24W x 15.5H x 6.5T Seat Range: 17.5 Fixed Arms to Floor: N/A Carton Wt: 54 UPS Wt: 92 COM: N/A Carton: 29L x 26W x 25H Cube: 10.91 Options: N/A Features: N/A Control: N/A Notes: Use as Part of Corner Sectional. Oversized. TX In-Stock: -B18 Black. KY In-Stock: -B18 Black		Faux Leather -B18 Black -E34 Espresso -W32 White -U22 Smoke	635.00


	KY TX	WST51P Center Wall Street Modular Component, Chrome Base with AC and USB 3.0 Charging Station.	Fabric	List Price
	Overall Size: 6.5W x 28.25D x 20H Carton Wt: 19 UPS Wt: 21 COM: N/A Carton: 29L x 21W x 7H Cube: 2.46 Options: N/A Features: N/A Control: N/A Notes: UL Certified. KY and TX In-Stock: -B18 Black		Faux Leather -B18 Black -E34 Espresso -W32 White -U22 Smoke	355.00




	NJ KY	WST51OP Ottoman Wall Street Modular Component, Chrome Base with AC and USB 3.0 Charging Station.	Fabric	List Price
	Overall Size: 29.25W x 24D x 17.25H Seat: 29.25W x 24D x 6T Seat Range: 17.25 Fixed Arms to Floor: N/A Carton Wt: 33 UPS Wt: 44 COM: N/A Carton: 30L x 25W x 12H Cube: 5.20 Options: N/A Features: N/A Control: N/A Notes: UL Certified. KY In-Stock: -B18 Black		Faux Leather -B18 Black -E34 Espresso -W32 White -U22 Smoke	595.00


Reception Seating


	NJ KY	ATH51 Anthony 26" Wide Chair with Chrome Base	Fabric	List Price
	Overall Size: 27W x 33D x 33H Seat: 26W x 22D x 5.5T Back: 26W x 15H x 5.5T Seat Range: 18.5 Fixed Arms to Floor: N/A Carton Wt: 39 UPS Wt: 110 COM: N/A Carton: 32L x 27W x 26H Cube: 13 Options: N/A Features: N/A Control: N/A Notes: UPSable, Oversized Package. Lounge Specialty Seating. NJ and KY In-Stock: -B18 Black PU.		-B18 Black PU -W32 White PU -U28 Cream -L32 Linen -K26 Charcoal Faux Leather: -P42 Sand -P47 Charcoal	595.00


	KY ATH52 Anthony 57.5" Wide Loveseat with Chrome Base	Fabric	List Price
	Overall Size: 58W x 32.75D x 32.5H	-B18 Black PU	1000.00
	Seat: 57.5W x 22D x 5.5T Back: 57.5W x 15H x 5.5T Seat Range: 18.5 Fixed	-W32 White PU	
	Arms to Floor: N/A Carton Wt: 76 UPS Wt: No UPS COM: N/A		
	Carton: 58L x 32W x 26H Cube: 27.9 Options: N/A Features: N/A Control: N/A Notes: Lounge Specialty Seating KY In-Stock: -B18 Black PU.		


	KY ATH51CG Anthony 26" Wide Chair with Gold Base	Fabric	List Price
	Overall Size: 26W x 33D x 32.5H	-B18 Black PU	595.00
	Seat: 26W x 22D x 5.5T Back: 26W x 15H x 5.5T Seat Range: 18.5 Fixed	-W32 White PU	
	Arms to Floor: N/A Carton Wt: 40 UPS Wt: 110 COM: N/A		
	Carton: 32L x 27W x 26H Cube: 13 Options: N/A Features: N/A Control: N/A Notes: UPSable, Oversized Package. Lounge Specialty Seating KY In-Stock: -B18 Black PU.		


	ATH52CG Anthony 57.5" Wide Loveseat with Gold Base	Fabric	List Price
	Overall Size: 57.5W x 33D x 32.5H	-B18 Black PU	1000.00
	Seat: 57.5W x 22D x 5.5T Back: 57.5W x 15H x 5.5T Seat Range: 18.5 Fixed	-W32 White PU	
	Arms to Floor: N/A Carton Wt: 76 UPS Wt: No UPS COM: N/A		
	Carton: 58L x 32W x 26H Cube: 27.9 Options: N/A Features: N/A Control: N/A Notes: Lounge Specialty Seating		

	NJ PAC51 Pacific Arm Chair in Fabric with Chrome Finish Legs	Fabric	List Price
	Overall Size: 32W x 30.5D x 29.5H	-M5 Tangerine	565.00
	Seat: 23W x 22D x 5T Back: 23.5W x 12.25H x 4.75T Seat Range: 17.5 Fixed	-M17 Green	
	Arms to Floor: 24.5 Carton Wt: 49 UPS Wt: 102 COM: 6 yds.	-M19 Navy	
	Carton: 30L x 29W x 24H Cube: 12.08 Options: N/A Features: N/A Control: N/A Notes: UPSable, Oversized Package. NJ In-Stock: -M19 and -M59 For additional Custom Fabrics, please see page 35.	-M52 Cream	


	NJ PAC52 Pacific Loveseat in Fabric with Chrome Finish Legs	Fabric	List Price
	Overall Size: 51.5W x 30.5D x 29.5H	-M5 Tangerine	775.00
	Seat: 42W x 22D x 5T Back: 42W x 12.25H x 4.75T Seat Range: 17.5 Fixed	-M17 Green	
	Arms to Floor: 24.5 Carton Wt: 67 UPS Wt: 143 COM: 10 yds.	-M19 Navy	
	Carton: 43L x 31W x 22H Cube: 16.97 Options: N/A Features: N/A Control: N/A Notes: UPSable, Oversized Package. NJ In-Stock: -M19 and -M59 For additional Custom Fabrics, please see page 35.	-M52 Cream	


	NJ PAC53 Pacific Sofa in Fabric with Chrome Finish Legs	Fabric	List Price
	Overall Size: 72.5W x 30.5D x 29.5H	-M17 Green	1025.00
	Seat: 63.5W x 22D x 5T Back: 63.5W x 12.25H Seat Range: 17.5 Fixed	-M19 Navy	
	Arms to Floor: 24.5 Carton Wt: 90 UPS Wt: No UPS COM: 14 yds.	-M59 Cement	
	Carton: 64L x 31W x 22H Cube: 25.25 Options: N/A Features: N/A Control: N/A Notes: Non-UPSable. NJ In-Stock: -M19 and -M59 For additional Custom Fabrics, please see page 35.		


	NJ KY TX PAC51 Pacific Arm Chair with Chrome Finish Legs	Fabric	List Price
	Overall Size: 32W x 30.5D x 29.5H	-V18 Vinyl Black	530.00
	Seat: 23W x 22D x 5T Back: 23.5W x 12.25H x 4.75T Seat Range: 17.5 Fixed	-V34 Vinyl Espresso	
	Arms to Floor: 24.5 Carton Wt: 49 UPS Wt: 102 COM: 6 yds.	-U42 Charcoal Grey	
	Carton: 30L x 29W x 24H Cube: 12.08 Options: N/A Features: N/A Control: N/A Notes: UPSable, Oversized Package. Also available in Dillon Fabrics. NJ In-Stock: -V18. TX In-Stock: -V18, U42. KY In-Stock: -R101, -R105, -V18 & -V34. For additional Custom Fabrics, please see page 35. New Color	-R101 Dillon Snow	625.00

	NJ KY TX PAC52 Pacific Loveseat with Chrome Finish Legs	Fabric	List Price
	Overall Size: 51.5W x 30.5D x 29.5H	-V18 Vinyl Black	725.00
	Seat: 42W x 22D x 5T Back: 42W x 12.25H x 4.75T Seat Range: 17.5 Fixed	-V34 Vinyl Espresso	
	Arms to Floor: 24.5 Carton Wt: 67 UPS Wt: 143 COM: 10 yds.	-U42 Charcoal Grey	
	Carton: 43L x 31W x 22H Cube: 16.97 Options: N/A Features: N/A Control: N/A Notes: UPSable, Oversized Package. Also available in Dillon Fabrics. NJ In-Stock: -V18. TX In-Stock: -V18, -U42. KY In-Stock: -V18, -V34. For additional Custom Fabrics, please see page 35. New Color	-R101 Dillon Snow	875.00

	NJ KY TX PAC53 Pacific Sofa with Chrome Finish Legs	Fabric	List Price
	Overall Size: 72.5W x 30.5D x 29.5H	-V18 Vinyl Black	995.00
	Seat: 63.5W x 22D x 5T Back: 63.5W x 12.25H Seat Range: 17.5 Fixed	-V34 Vinyl Espresso	
	Arms to Floor: 24.5 Carton Wt: 90 UPS Wt: No UPS COM: 14 yds.	-U42 Charcoal Grey	
	Carton: 64L x 31W x 22H Cube: 25.25 Options: N/A Features: N/A Control: N/A Notes: Non-UPSable. Also available in Dillon Fabrics. NJ In-Stock: -V18. TX In-Stock: -V18, -U42. KY In-Stock: -R105, V-18, V-34. For additional Custom Fabrics, please see page 35. New Color	-R101 Dillon Snow	1225.00

	NJ KY TX ATL51 Atlantic Arm Chair in Dillon Fabric with a Single UL Approved AC and USB 3.0 Charging Station, Chrome Finish Legs	Fabric	List Price
	Overall Size: 32W x 30.5D x 29.5H	-R101	730.00
	Seat: 23W x 22D x 5T Back: 23.5W x 12.25H x 4.75T Seat Range: 18 Fixed	Dillon Snow	
	Arms to Floor: 24.5 Carton Wt: 53 UPS Wt: 100 COM: 6 yds.	-R105	
	Carton: 30L x 29W x 24H Cube: 12.08 Options: N/A Features: N/A Control: N/A Notes: UPSable, Oversized Package. Single Power Unit. UL Certified. TX & KY In-Stock: -R105, -R107. For additional Custom Fabrics, please see page 36.	Dillon Blue	

	NJ KY TX ATL52 Atlantic Loveseat in Dillon Fabric with Dual UL Approved AC and USB 3.0 Charging Station, Chrome Finish Legs	Fabric	List Price
	Overall Size: 51.5W x 30.5D x 29.5H	-R101	1040.00
	Seat: 42W x 22D x 5T Back: 42W x 12.25H x 4.75T Seat Range: 17.5 Fixed	Dillon Snow	
	Arms to Floor: 24.5 Carton Wt: 68 UPS Wt: 143 COM: 10 yds.	-R105	
	Carton: 43L x 31W x 22H Cube: 16.97 Options: N/A Features: N/A Control: N/A Notes: UPSable, Oversized Package. Dual Power Unit. UL Certified. TX & KY In-Stock: -R105, -R107. For additional Custom Fabrics, please see page 36.	Dillon Blue	

	NJ KY TX ATL53 Atlantic Sofa in Dillon Fabric with Dual UL Approved AC and USB 3.0 Charging Station, Chrome Finish Legs	Fabric	List Price
	Overall Size: 72.5W x 30.5D x 29.5H	-R101	1455.00
	Seat: 63.5W x 22D x 5T Back: 63.5W x 12.25H Seat Range: 17.5 Fixed	Dillon Snow	
	Arms to Floor: 24.5 Carton Wt: 90 UPS Wt: No UPS COM: 14 yds.	-R105	
	Carton: 64L x 31W x 22H Cube: 25.25 Options: N/A Features: N/A Control: N/A Notes: Non-UPSable. Dual Power Unit. UL Certified. TX & KY In-Stock: -R105, -R107. For additional Custom Fabrics, please see page 36.	Dillon Blue	



WD483 Accent Chair with Coffee Finish Wood Legs

Overall Size: 28.75W x 25.75D x 31H
 Seat: 20W x 20.25D x 6.25T Back: 23W x 12.5H x 3.75T Seat Range: 18.25 Fixed
 Arms to Floor: 22.75 Weight: 29 UPS Weight: 77 COM: N/A
 Carton: 29L x 27W x 20H Cube: 9.06 Options: N/A
 Features: N/A Control: N/A
 Notes:

Fabric	List Price
Coffee Finish with -M24 Milford Dove -M25 Milford Toast -M48 Milford Asphalt	525.00



VVN Vivian Accent Chair with Espresso Finish Wood Legs

Overall Size: 25W x 23D x 32H
 Seat: 20W x 20.5D Back: 17.5W x 12.25H Seat Range: N/A
 Arms to Floor: N/A Weight: 28 UPS Weight: 60 COM: N/A
 Carton: 26L x 25W x 19H Cube: 7.14 Options: N/A
 Features: N/A Control: N/A
 Notes:

Fabric	List Price
Espresso Finish with -L32 Linen -V14 Azure Velvet -V17 Otter Velvet	435.00



MST55 Main Street Guest Chair with Espresso Finish Wood Legs

Overall Size: 24W x 27D x 34H
 Seat: 19W x 21D x 6.5T Back: 23.5W x 15H x 4.5T Seat Range: 18.5 Fixed
 Arms to Floor: 23.5 Weight: 29 UPS Weight: 83 COM: N/A
 Carton: 26L x 26W x 25H Cube: 9.78 Options: N/A
 Features: N/A Control: N/A
 Notes:

Fabric	List Price
Espresso Finish with -M5 Tangerine -M17 Green -M19 Navy -M55 Cement -PD3 Black Faux Leather -PD26 Pewter Faux Leather -PD28 Cream Faux Leather	332.00

New Colors
AVAILABLE AUG. 2020



MST55 Main Street Guest Chair with Espresso Finish Wood Legs

Overall Size: 24W x 27D x 34H
 Seat: 19W x 21D x 6.5T Back: 23.5W x 15H x 4.5T Seat Range: 18.5 Fixed
 Arms to Floor: 23.5 Weight: 29 UPS Weight: 83 COM: N/A
 Carton: 26L x 26W x 25H Cube: 9.78 Options: N/A
 Features: N/A Control: N/A
 Notes:

Fabric	List Price
Espresso Finish with -S22 Woven Seaweed -C28 Woven Wheat -W11 Woven Chocolate -W12 Woven Charcoal -W17 Woven Indigo	332.00



ETN Ethan Accent Chair with Espresso Finish Wood Legs

Overall Size: 30W x 26D x 29H
 Seat: 21W x 19.5D Back: 29.75W x 11.75H Seat Range: 18.5 Fixed
 Arms to Floor: N/A Weight: 35 UPS Weight: 95 COM: N/A
 Carton: 30L x 27W x 24H Cube: 11.25 Options: N/A
 Features: N/A Control: N/A
 Notes:

Fabric	List Price
Espresso Finish with -L37 Blue Denim -L38 Linen -PD22 Cranberry -PD24 Cocoa -PD26 Pewter	446.00



CPR51 Couper Accent Chair with Coffee Finish Wood Legs

Overall Size: 29W x 29.25D x 32H
 Seat: 18W x 19D x 5T Back: 18W x 20H x 4T Seat Range: 18.75 Fixed
 Arms to Floor: N/A Weight: 38 UPS Weight: 98 COM: N/A
 Carton: 30L x 29W x 23H Cube: 11.57 Options: N/A
 Features: N/A Control: N/A
 Notes:

Fabric	List Price
Coffee Finish With -M55 Dove -M19 Navy -M18 Taupe -M17 Green	448.00



SHE Shelly Tufted Chair with Coffee Finish Wood Legs

Overall Size: 27.75W x 29.75D x 33.5H
 Seat: 17.5W x 19.5D x 4.5T Back: 23.5W x 17.5H x 3T Seat Range: 17 Fixed
 Arms to Floor: N/A Weight: 33 UPS Weight: 101 COM: N/A
 Carton: 31L x 29W x 23H Cube: 11.96 Options: N/A
 Features: N/A Control: N/A
 Notes: KY In-Stock: -K21 Sea

Fabric	List Price
Coffee Finish with -K14 Azure -K21 Sea -K26 Charcoal -L32 Linen	488.00



CHA51 Chatou Accent Chair with Coffee Finish Wood Legs

Overall Size: 26.75W x 30.75D x 34.5H
 Seat: 18.5W x 21D x 7.5T Back: 24W x 15.5H x 5T Seat Range: 19 Fixed
 Arms to Floor: 24 Weight: 37 UPS Weight: 102 COM: N/A
 Carton: 31L x 28W x 24H Cube: 12.05 Options: N/A
 Features: N/A Control: N/A
 Notes:

Fabric	List Price
Coffee Finish with -V36 Emerald Green -V37 Charcoal -V38 Midnight Blue	532.00



RHD51 Rhodes Accent Chair with Coffee Finish Wood Legs

Overall Size: 26.75W x 31D x 32.75H
 Seat: 20W x 21D x 9.25T Back: 23W x 13.5H x 5T Seat Range: 19 Fixed
 Arms to Floor: N/A Weight: 34 UPS Weight: 106 COM: N/A
 Carton: 31L x 28W x 25H Cube: 12.5 Options: N/A
 Features: N/A Control: N/A
 Notes:

Fabric	List Price
Coffee Finish with -M17 Green -M21 Blue -M55 Dove	480.00



MST51 Main Street Chair with Espresso Finish Wood Accents

Overall Size: 30W x 29.5D x 32H
 Seat: 23.75W x 23D Back: 24.5W x 17H Seat Range: 18 Fixed
 Arms to Floor: 25.25 Carton Wt: 56 UPS Wt: 89 COM: 5 yds.
 Carton: 29L x 25W x 25H Cube: 10.49 Options: N/A
 Features: N/A Control: N/A
 Notes: Weight Capacity Limit: 265 lbs.
 Also available in Custom Fabric, see page 37.

Fabric	List Price
Espresso Finish w/ Ave Six Fabric -C28 Woven Wheat -S22 Woven Seaweed -W12 Woven Charcoal -W17 Woven Indigo	625.00



MST52 Main Street Loveseat with Espresso Finish Wood Accents

Overall Size: 49.25W x 29.5D x 32H
 Seat: 43.5W x 22.5D Back: 44.5W x 17H Seat Range: 18 Fixed
 Arms to Floor: 25.25 Carton Wt: 86 UPS Wt: 150 COM: 6 yds.
 Carton: 46L x 29W x 23H Cube: 17.77 Options: N/A
 Features: N/A Control: N/A
 Notes: Weight Capacity Limit: 529 lbs.
 Also available in Custom Fabric, see page 37.

Fabric	List Price
Espresso Finish w/ Ave Six Fabric -C28 Woven Wheat -S22 Woven Seaweed -W12 Woven Charcoal -W17 Woven Indigo	870.00




MST53 Main Street Sofa with Espresso Finish Wood Accents

Overall Size: 75W x 30.75D x 32.75H
 Seat: 69W x 21.5D Back: 69W x 27H Seat Range: 18.25 Fixed
 Arms to Floor: 26 Carton Wt: 111 UPS Wt: No UPS COM: 7.5 yds.
 Carton: 69L x 29W x 22H Cube: 25.47 Options: N/A
 Features: N/A Control: N/A
 Notes: Weight Capacity Limit: 650 lbs.
 Also available in Custom Fabric, see page 37.

Fabric	List Price
Espresso Finish w/ Ave Six Fabric -C28 Woven Wheat -S22 Woven Seaweed -W12 Woven Charcoal -W17 Woven Indigo	1195.00

KY DVS51 28.5" Wide Fabric Arm chair with Solid Wood Frame




Overall Size: 26.5W x 28.5D x 32.25H
Seat: 24.25W x 19.5D x 4T **Back:** 23.5W x 17H x 3.5T **Seat Range:** 17.25 Fixed
Arms to Floor: 22.5 **Carton Wt:** 31 **UPS Wt:** 55 **COM:** 1.5 yds.
Carton: 28L x 25W x 16H **Cube:** 6.48 **Options:** N/A
Features: N/A **Control:** N/A
Notes:

Fabric	List Price
-K12 Otter	480.00
-K14 Azure	
-K21 Sea	
-K26 Charcoal	
-L32 Linen	
A	515.00
B	555.00
C	605.00
R	672.00

F PROGRAM

KY DVS52 Fabric Loveseat with Solid Wood Frame




Overall Size: 52W x 29D x 32H
Seat: 48.75W x 19.5D x 3.5T **Back:** 48.75W x 17H x 3.5T **Seat Range:** 16.5 Fixed
Arms to Floor: 22.25 **Carton Wt:** 53 **UPS Wt:** 96 **COM:** 5 yds.
Carton: 52L x 25W x 15H **Cube:** 11.28 **Options:** N/A
Features: N/A **Control:** N/A
Notes: UPSable, Oversized Package.

Fabric	List Price
-K12 Otter	785.00
-K14 Azure	
-K21 Sea	
-K26 Charcoal	
-L32 Linen	
A	835.00
B	898.00
C	976.00
R	1085.00

F PROGRAM


ASR51 Fabric Arm Chair in Grey Wash Finish with Solid Wood Frame



Overall Size: 27W x 29.25D x 32H
Seat: 24.25W x 19.5D x 5.25T **Back:** 23.5W x 15.75H x 5T **Seat Range:** 17.25 Fixed
Arms to Floor: 22.25 **Carton Wt:** 35 **UPS Wt:** 51 **COM:** N/A
Carton: 27L x 24W x 16H **Cube:** 6.0 **Options:** N/A
Features: N/A **Control:** N/A
Notes:

Fabric	List Price
-L32 Linen	495.00
-M78 Charcoal	


ASR52 Fabric Loveseat in Grey Wash Finish with Solid Wood Frame



Overall Size: 51.5W x 29.25D x 32.25H
Seat: 48.5W x 19D x 5T **Back:** 48.75W x 16H x 4.5T **Seat Range:** 17.25 Fixed
Arms to Floor: 21.75 **Carton Wt:** 64 **UPS Wt:** 88 **COM:** N/A
Carton: 50L x 24W x 15H **Cube:** 10.41 **Options:** N/A
Features: N/A **Control:** N/A
Notes:

Fabric	List Price
-L32 Linen	800.00
-M78 Charcoal	


KY WDN51 28.5" Wide Fabric Arm chair with Solid Wood Frame



Overall Size: 27.25W x 29.25D x 32.25H
Seat: 24W x 20D x 5.5T **Back:** 23.5W x 23H x 5T **Seat Range:** 17 Fixed
Arms to Floor: 21.25 **Carton Wt:** 34 **UPS Wt:** 55 **COM:** 1.5 yds.
Carton: 28L x 25W x 16H **Cube:** 6.48 **Options:** N/A
Features: N/A **Control:** N/A
Notes:

Fabric	List Price
-K14 Azure	480.00
-K21 Sea	
-K26 Charcoal	
-L32 Linen	


WD380 Medium Oak Finish Visitor's Chair



Overall Size: 23W x 26D x 34H
Seat: 21W x 18D x 4T **Back:** 20W x 17.5H x 3T **Seat Range:** 18 Fixed
Arms to Floor: 26.75 **Carton Wt:** 27 **UPS Wt:** 36 **COM:** 1.75
Carton: 28L x 22W x 12H **Cube:** 4.27 **Options:** N/A
Features: N/A **Control:** N/A
Notes: No Tools Required for Assembly. No Add-On Kit.

Fabric	List Price
-K103 Herb, -K100 Luna, -363 Black Triangle or -U6 Black Faux Leather	335.00
A	360.00
B	384.00
C	418.00
R	465.00


NJ WD383 Mahogany Finish Visitor's Chair



Overall Size: 22.5W x 24.75D x 32.75H
Seat: 20.25W x 18D x 4.5T **Back:** 20.25W x 15.25H x 4T **Seat Range:** 17.75 Fixed
Arms to Floor: 26.5 **Carton Wt:** 22 **UPS Wt:** 33 **COM:** 1.75
Carton: 28L x 22W x 11H **Cube:** 3.92 **Options:** N/A
Features: N/A **Control:** N/A
Notes: No Tools Required for Assembly. NJ In-Stock: -U6 Black, -363 Black Triangle and -K114 Ruby

Fabric	List Price
-K114 Ruby, -K102 Ash, -363 Black Triangle or -U6 Black Faux Leather	335.00
A	360.00
B	384.00
C	418.00
R	465.00


WA383 Mahogany Finish Modular Single Add-On Kit



Overall Size: Adds 21.5" to Overall Width
Seat: 20.25W x 18D x 4.5T **Back:** 20.25W x 15.25H x 4T **Seat Range:** 17.75 Fixed
Arms to Floor: 26.5 **Carton Wt:** 20 **UPS Wt:** 33 **COM:** 1.75
Carton: 28L x 22W x 11H **Cube:** 3.92 **Options:** N/A
Features: N/A **Control:** N/A
Notes: Extends Single to Double, Triple or More. Must Use with WD383

Fabric	List Price
-K114 Ruby, -K102 Ash, -363 Black Triangle or -U6 Black Faux Leather	260.00
A	278.00
B	296.00
C	322.00
R	358.00


NJ WD387 Cherry Finish Visitor's Chair



Overall Size: 23W x 26D x 34H
Seat: 21W x 18D x 4T **Back:** 20W x 17.5H x 3T **Seat Range:** 18 Fixed
Arms to Floor: 26.75 **Carton Wt:** 27 **UPS Wt:** 36 **COM:** 1.75
Carton: 28L x 22W x 12H **Cube:** 4.27 **Options:** N/A
Features: N/A **Control:** N/A
Notes: No Tools Required for Assembly. NJ In-Stock: -363 Black Triangle, -K113 Indigo & -U6

Fabric	List Price
-K113 Indigo, -K100 Luna, -K102 Ash, -363 Black Triangle or -U6 Blk Faux Leather	335.00
A	360.00
B	384.00
C	418.00
R	465.00


WA387 Cherry Finish Modular Single Add-On Kit



Overall Size: Adds 21.5" to Overall Width
Seat: 21W x 18D x 4T **Back:** 20W x 17.5H x 3T **Seat Range:** 18 Fixed
Arms to Floor: 26.75 **Carton Wt:** 22 **UPS Wt:** 33 **COM:** 1.75
Carton: 28L x 22W x 11H **Cube:** 3.92 **Options:** N/A
Features: N/A **Control:** N/A
Notes: Extends Single to Double, Triple or More. Must Use with WD387

Fabric	List Price
-K113 Indigo, -K100 Luna, -K102 Ash, -363 Black Triangle or -U6 Blk Faux Leather	260.00
A	278.00
B	296.00
C	322.00
R	358.00

NJ WD388 Espresso Finish Visitor's Chair



Overall Size: 23W x 25.5D x 33.5H
Seat: 21W x 18D x 4T **Back:** 20W x 17.5H x 3T **Seat Range:** 18 Fixed
Arms to Floor: 26.75 **Carton Wt:** 27 **UPS Wt:** 36 **COM:** 1.75
Carton: 28L x 22W x 12H **Cube:** 4.27 **Options:** N/A
Features: N/A **Control:** N/A
Notes: No Tools Required for Assembly. NJ In-Stock: -363 Black Triangle, -K102 Ash & -U6 Black

Fabric	List Price
-K100 Luna, -K102 Ash, -363 Black Triangle or -U6 Black Faux Leather	335.00
A	360.00
B	384.00
C	418.00
R	465.00

WA388 Espresso Finish Modular Single Add-On Kit



Overall Size: Adds 21.5" to Overall Width
Seat: 21W x 18D x 4T **Back:** 20W x 17.5H x 3T **Seat Range:** 18 Fixed
Arms to Floor: 26.75 **Carton Wt:** 20 **UPS Wt:** 30 **COM:** 1.75
Carton: 28L x 22W x 10H **Cube:** 3.56 **Options:** N/A
Features: N/A **Control:** N/A
Notes: Extends Single to Double, Triple or More. Must Use with WD388

Fabric	List Price
-K100 Luna, -K102 Ash, -363 Black Triangle or -U6 Black Faux Leather	260.00
A	278.00
B	296.00
C	322.00
R	358.00

Finishes



Merge Table Collection

NJ KY MRG09 Merge 20" Round End Table in solid wood and wood veneers.



Overall Size: 20W x 20D x 22H
Carton Wt: 30 **UPS Wt:** 30
Carton: 24L x 24W x 8H **Cube:** 2.67

Notes: CHY and MAH Colors compliment Napa Casegoods.
 KY In-Stock: Espresso and -BK Black

Finish	List Price
Espresso -BK Black -CHY Cherry -MAH Mahogany	310.00

NJ KY MRG12 Merge 36" Round Coffee Table in solid wood and wood veneers.



Overall Size: 36W x 36D x 18H
Carton Wt: 57 **UPS Wt:** 57
Carton: 40L x 39W x 5H **Cube:** 4.51

Notes: CHY and MAH Colors Compliment Napa Casegoods.
 KY In-Stock: Espresso and -BK Black

Finish	List Price
Espresso -BK Black -CHY Cherry -MAH Mahogany	560.00

NJ KY MRG12SR1 Merge 30" Square Coffee Table in solid wood and wood veneers.



Overall Size: 30.25W x 30.25D x 18.25H
Carton Wt: 46 **UPS Wt:** 46
Carton: 33L x 33W x 6H **Cube:** 3.78

Notes: CHY and MAH Colors Compliment Napa Casegoods.
 KY In-Stock: -ESP Espresso and -BK Black

Finish	List Price
-ESP Espresso -BK Black -CHY Cherry -MAH Mahogany	535.00

KY MRG09S Merge 20" Square End Table in solid wood and wood veneers.



Overall Size: 20W x 20D x 20.75H

Carton Wt: 33 **UPS Wt:** 33
Carton: 23L x 23W x 8H **Cube:** 2.44

Notes: CHY and MAH Colors Compliment Napa Casegoods.
 KY In-Stock: -ESP Espresso

Finish	List Price
-ESP Espresso -BK Black -CHY Cherry -MAH Mahogany	325.00

NJ MRG07R1 Merge Foyer Table in solid wood and wood veneers.



Overall Size: 36W x 15D x 30.25H

Carton Wt: 45 **UPS Wt:** 45
Carton: 39L x 18W x 7H **Cube:** 2.84

Notes: CHY and MAH Colors Compliment Napa Casegoods

Finish	List Price
-ESP Espresso -BK Black -CHY Cherry -MAH Mahogany	445.00

NJ MRG12R Merge Rectangular Cocktail Table in solid wood and wood veneers.



Overall Size: 42.25W x 24D x 19H

Carton Wt: 36 **UPS Wt:** 36
Carton: 45L x 27W x 6H **Cube:** 4.22

Notes: CHY and MAH Colors Compliment Napa Casegoods

Finish	List Price
-ESP Espresso -BK Black -CHY Cherry -MAH Mahogany	575.00

Traditional Seating

NJ TEX220 High Back Traditional Executive Chair with Royal Cherry Finish, Tufting and Brass Finish Nail Trim.



Overall Size: 29W x 30D x 46H
Seat: 18.75W x 19.5D x 4T **Back:** 19.25W x 24H x 4T **Seat Range:** 21.25 -24
Arms to Floor: 26.75 **Carton Wt:** 67 **UPS Wt:** 88 **COM:** N/A
Carton: 29L x 27W x 23H **Cube:** 10.42 **Options:** N/A
Features: 1, 4, 5, 8, 9 **Control:** Locking Tilt
Notes:

Fabric	List Price
-JT4 Jamestown Vinyl w/Mahogany Finish Base	625.00

NJ TEX228 Deluxe High Back Traditional Executive Chair with Royal Cherry Finish Frame, Integral Headrest and Tufted Back.



Overall Size: 27.5W x 32D x 49.5H
Seat: 18.5W x 20D x 4T **Back:** 20.5W x 27.25H x 4.5T **Seat Range:** 20.5 -23
Arms to Floor: 25.25 **Carton Wt:** 66 **UPS Wt:** 87 **COM:** N/A
Carton: 29L x 27W x 23H **Cube:** 10.42 **Options:** N/A
Features: 1, 4, 5, 8, 9 **Control:** Locking Tilt
Notes:

Fabric	List Price
-JT4 Jamestown Vinyl w/Mahogany Finish Base	625.00

NJ TEX232 Traditional Executive Chair with Padded Arms, Royal Cherry Finish Frame and Tufted Back.



Overall Size: 28.5W x 26.5D x 51.75H
Seat: 24W x 19D x 4.5T **Back:** 21.75W x 28H x 4T **Seat Range:** 20 -24.75
Arms to Floor: 29.25 **Carton Wt:** 55 **UPS Wt:** 71 **COM:** N/A
Carton: 35L x 26W x 16H **Cube:** 8.42 **Options:** N/A
Features: 1, 4, 5, 8, 9 **Control:** Locking Tilt
Notes:

Fabric	List Price
-JT4 Jamestown Vinyl w/Mahogany Finish Frame	600.00



NJ KY **TEX280-3** Traditional Executive High Back Chair with Padded Arms, Royal Cherry Finish Frame and Brass Finish Nail Trim.
Overall Size: 28.5W x 30.5D x 47.5-50.25H
Seat: 18.25W x 18D x 7.5T **Back:** 24W x 26H x 6.5T **Seat Range:** 21.25-24
Arms to Floor: 27 **Carton Wt:** 31 **UPS Wt:** 90 **COM:** N/A
Carton: 30L x 28W x 22H **Cube:** 10.69 **Options:** N/A
Features: 1, 4, 5, 8, 9 **Control:** Locking Tilt
Notes:

Fabric	List Price
-3 Black Vinyl	600.00

NEW
AVAILABLE JULY 2020



NJ **TWN300L-3** Executive Leather Chair w/Royal Cherry Wood Finish Arms & Base, Integral Headrest & Tufted Back
Overall Size: 26W x 30D x 37.25H
Seat: 20W x 20D x 4.5T **Back:** 20W x 26.5H x 4.5T **Seat Range:** 18.5-21 Fixed
Arms to Floor: 27.5 **Carton Wt:** 61 **UPS Wt:** 155 **COM:** N/A
Carton: 42L x 28W x 27H **Cube:** 18.3 **Options:** CG50, SW70
Features: 1, 4, 6, 8, 9 **Control:** Knee Tilt
Notes: UPSable, Oversized Package. Available in New Jersey only.

Fabric	List Price
Top Grain Leather with Royal Cherry Finish Legs	990.00



NJ KY **TEX234** Traditional Queen Ann Style Chair with Tufted Seat/Back, Royal Cherry Finish and Brass Finish Nail Trim.
Overall Size: 29W x 32D x 39.5H
Seat: 18.75W x 19D x 4T **Back:** 19.25W x 23.25H x 4T **Seat Range:** 17.5 Fixed
Arms to Floor: 23.25 **Carton Wt:** 49 **UPS Wt:** 75 **COM:** N/A
Carton: 30L x 27W x 19H **Cube:** 8.9 **Options:** N/A
Features: N/A **Control:** N/A
Notes:

Fabric	List Price
-JT4 Jamestown Vinyl w/Mahogany Finish Legs	600.00



NJ KY **TV230** Traditional Guest Chair with Wrap Around Back, Royal Cherry Finish Frame and Brass Finish Nail Trim.
Overall Size: 25.25W x 24D x 30.75H
Seat: 24.25W x 21.25D x 4T **Back:** 23W x 7H x 3.5T **Seat Range:** 18.75 Fixed
Arms to Floor: 25 **Carton Wt:** 27 **UPS Wt:** 32 **COM:** N/A
Carton: 28L x 26W x 9H **Cube:** 3.79 **Options:** N/A
Features: N/A **Control:** N/A
Notes: NJ In-Stock: -3 and -JT4, KY In-Stock: -JT4

Fabric	List Price
-JT4 Jamestown Vinyl w/Mahogany Finish Frame	270.00
-3 Black Vinyl w/Mahogany Finish Frame	



NJ KY **TV231** Traditional Guest Chair with Wrap Around Back, Casters and Royal Cherry Finish Frame and Brass Finish Nail Trim.
Overall Size: 25.25W x 23.5D x 30.25H
Seat: 23.5W x 20.25D x 6T **Back:** 23.75W x 11.75H x 4T **Seat Range:** 18 Fixed
Arms to Floor: 24.5 **Carton Wt:** 25 **UPS Wt:** 31 **COM:** N/A
Carton: 27L x 26W x 9H **Cube:** 3.65 **Options:** N/A
Features: N/A **Control:** N/A
Notes: NJ In-Stock: -3 and -JT4, KY In-Stock: -JT4

Fabric	List Price
-JT4 Jamestown Vinyl w/Mahogany Finish Frame	280.00
-3 Black Vinyl w/Mahogany Finish Frame	



NJ KY **TV233** Traditional Guest Chair with Padded Arms, Royal Cherry Finish Frame and Brass Finish Nail Trim.
Overall Size: 27W x 24.5D x 34H
Seat: 22.5W x 17.5D x 3.5T **Back:** 22W x 17H x 3.5T **Seat Range:** 18.5 Fixed
Arms to Floor: 25 **Carton Wt:** 24 **UPS Wt:** 37 **COM:** N/A
Carton: 34L x 22W x 10H **Cube:** 4.32 **Options:** N/A
Features: N/A **Control:** N/A
Notes:

Fabric	List Price
-JT4 Jamestown Vinyl w/Mahogany Finish Frame	312.00



ST215 Backless Stool with Nylon Base and Dual Wheel Carpet Casters
Overall Size: 26W x 26D x 26.5H
Seat: 13.5W x 13.5D x 2.75T **Back:** N/A **Seat Range:** 17.25 - 24.5
Arms to Floor: N/A **Carton Wt:** 17 **UPS Wt:** 21 **COM:** N/A
Carton: 23L x 23W x 8H **Cube:** 2.45 **Options:** CG50, SW70
Features: 1, 4 **Control:** Pneumatic Height
Notes:

Fabric	List Price
Black Vinyl	110.00



ST217 Backless Stool with Dual Wheel Carpet Casters, Nylon Base and Adjustable Foot Ring
Overall Size: 26W x 26D x 33H
Seat: 13.5W x 13.5D x 2.75T **Back:** N/A **Seat Range:** 23 - 33
Arms to Floor: N/A **Carton Wt:** 23 **UPS Wt:** 28 **COM:** N/A
Carton: 25L x 25W x 9H **Cube:** 3.26 **Options:** CG50, SW70
Features: 1, 4 **Control:** Pneumatic Height
Notes:

Fabric	List Price
Black Vinyl	165.00



ST203 Backless Stool with Saddle Seat, Dual Wheel Carpet Casters, Nylon Base and Seat Angle Adjustment
Overall Size: 25.75W x 25.75D x 18.75 - 23.75H
Seat: 16W x 11D x 1.5T **Back:** N/A **Seat Range:** 17.75 - 22.75
Arms to Floor: N/A **Carton Wt:** 20 **UPS Wt:** 22 **COM:** N/A
Carton: 24L x 23W x 8H **Cube:** 2.55 **Options:** CG50, SW70
Features: 1, 4, 5, 9 **Control:** Pneumatic Height w/Adjustable Seat Angle
Notes:

Fabric	List Price
Black Vinyl	250.00
Dillon	270.00



ST205 Backless Stool with Saddle Seat, Dual Wheel Carpet Casters, Nylon Base, Adjustable Foot Ring and Seat Angle Adjustment
Overall Size: 26W x 22.5D x 25.75-36.5H
Seat: 16W x 11D x 1.5T **Back:** N/A **Seat Range:** 24.5-34.25
Arms to Floor: N/A **Carton Wt:** 26 **UPS Wt:** 31 **COM:** N/A
Carton: 24L x 24W x 11H **Cube:** 3.66 **Options:** CG50, SW70
Features: 1, 4, 5, 9 **Control:** Pneumatic Height w/Adjustable Seat Angle
Notes:

Fabric	List Price
Black Vinyl	295.00
Dillon	315.00

Dillon (antimicrobial)

Attractive antimicrobial PVC free polyurethane available in 8 eye-catching finishes, and is engineered to meet 200,000 double rubs and CAL117 flammability requirements.



DC430 Ergonomic Molded Foam Seat and Back Drafting Chair with Chrome Teardrop Footrest and Dual Wheel Carpet Casters
 Overall Size: 22.5W x 25D x 49.5H
 Seat: 18W x 17.25D x 3T Back: 16.5W x 11.25H x 2.5T Seat Range: 23 - 33
 Arms to Floor: N/A Carton Wt: 33 UPS Wt: 34 COM: 0.8 yds
 Carton: 24L x 24W x 12H Cube: 4.0 Options: CG50, SW70
 Features: 1, 2, 3, 4 Control: Pneumatic Height
 Notes: Teardrop Footrest is not Adjustable

Fabric	List Price
-231 Icon Black	225.00
A	220.00
B	232.00
C	250.00
R	270.00



DC517 Ergonomic Molded Foam Seat and Back Drafting Chair with Adjustable Footring and Dual Wheel Carpet Casters
 Overall Size: 23.5W x 22.75D x 38.5-48.5H
 Seat: 17.25W x 17.5D x 2.5T Back: 17.5W x 11.75H x 1.5T Seat Range: 24-34
 Arms to Floor: N/A Carton Wt: 33 UPS Wt: 33 COM: 0.8 yds
 Carton: 24L x 23W x 12H Cube: 3.83 Options: CG50, SW70
 Features: 1, 2, 3, 4 Control: Pneumatic Height
 Notes: NJ, KY and TX In-Stock: -231 Black

Fabric	List Price
A	220.00
B	232.00
C	250.00
R	270.00



DC517V Ergonomic Vinyl Drafting Chair in Molded Foam Seat and Back with Adjustable Footring and Dual Wheel Carpet Casters
 Overall Size: 23.5W x 22.75D x 38.5-48.5H
 Seat: 17.25W x 17.5D x 2.5T Back: 17.5W x 11.75H x 1.5T Seat Range: 24-34
 Arms to Floor: N/A Carton Wt: 33 UPS Wt: 33 COM: 0.8 yds
 Carton: 24L x 23W x 12H Cube: 3.83 Options: CG50, SW70
 Features: 1, 2, 3, 4 Control: Pneumatic Height
 Notes: NJ and TX In-Stock: Black Vinyl

Fabric	List Price
Black Vinyl	230.00
Dillon	250.00



DC550 Sculptured Seat and Back Drafting Chair with Adjustable Footring and Dual Wheel Carpet Casters
 Overall Size: 19.5W x 25D x 50-52H
 Seat: 19.5W x 19D x 4T Back: 18W x 16.5H x 3.5T Seat Range: 24 - 34.25
 Arms to Floor: N/A Carton Wt: 36 UPS Wt: 37 COM: 0.8 yds
 Carton: 24L x 24W x 13H Cube: 4.33 Options: CG50, SW70
 Features: 1, 2, 3, 4 Control: Pneumatic Height
 Notes: KY In-Stock: -231 Icon Black

Fabric	List Price
A	350.00
B	368.00
C	395.00
R	440.00



DC630 Drafting Chair with Stool Kit and Dual Wheel Carpet Casters
 Overall Size: 20W x 23.25D x 47.5H
 Seat: 18.5W x 18.25D x 3T Back: 17W x 15.5H x 3T Seat Range: 24.75 - 29.75
 Arms to Floor: N/A Carton Wt: 32 UPS Wt: 32 COM: 0.8 yds
 Carton: 24L x 24W x 10H Cube: 3.33 Options: 07, CG50, SW70
 Features: 1, 2, 3, 4 Control: Pneumatic Height
 Notes: Stool Kit add 7.5 inches of height. NJ In-Stock: -231

Fabric	List Price
A	285.00
B	300.00
C	322.00
R	360.00



DC640 Intermediate Height Lumbar Support Drafting Chair with Adjustable Footring and Dual Wheel Carpet Casters
 Overall Size: 20W x 23D x 44.5H
 Seat: 18.5W x 18.25D x 2.5T Back: 17W x 15H x 2T Seat Range: 19.75 - 27.25
 Arms to Floor: N/A Carton Wt: 32 UPS Wt: 34 COM: 0.8 yds
 Carton: 24L x 24W x 12H Cube: 4.0 Options: 07, CG50, SW70
 Features: 1, 2, 3, 4 Control: Pneumatic Height
 Notes: NJ In-Stock: -231 Icon Black

Fabric	List Price
A	310.00
B	325.00
C	350.00
R	390.00



DC800 Contemporary Drafting Chair with Flex Back and 20 Inch Diameter Adjustable Footring and Dual Wheel Carpet Casters
 Overall Size: 21.25W x 24.75D x 52H
 Seat: 19.5W x 19D x 3T Back: 17W x 16H x 2.5T Seat Range: 24 - 34
 Arms to Floor: N/A Carton Wt: 36 UPS Wt: 40 COM: 0.8 yds
 Carton: 24L x 24W x 14H Cube: 4.66 Options: CG50, SW70
 Features: 1, 2, 3, 4, 12 Control: Pneumatic Height with Flex Back
 Notes:

Fabric	List Price
A	380.00
B	400.00
C	430.00
R	475.00



DC940 Deluxe Ergonomic Drafting Chair w/18.5 inch Diameter Adjustable Footring, Seat and Back Angle Adjustment and Dual Wheel Carpet Casters
 Overall Size: 19W x 25D x 46H
 Seat: 18.5W x 17.75D x 3.25T Back: 17.75W x 16.75H x 2.75T Seat Range: 17 - 26.5
 Arms to Floor: N/A Carton Wt: 38 UPS Wt: 40 COM: 0.8 yds
 Carton: 24L x 24W x 14H Cube: 4.66 Options: 07, CG50, SW70
 Features: 1, 2, 4, 10 Control: Multi Task
 Notes: KY In-Stock: -231 Icon Black

Fabric	List Price
A	400.00
B	420.00
C	450.00
R	500.00



DC2990 Deluxe Mesh Back Drafting Chair with 18 inch Diameter Adjustable Footring, Black Icon Fabric Seat and Dual Wheel Carpet Casters
 Overall Size: 18W x 18D x 41-51.75H
 Seat: 18.5W x 18.25D x 2.75T Back: 17.5W x 15.75H Seat Range: 25 - 34.75
 Arms to Floor: N/A Carton Wt: 32 UPS Wt: 40 COM: N/A
 Carton: 26L x 26W x 12H Cube: 4.69 Options: CG50, SW70, 07-ARMS-3
 Features: 1, 3, 4 Control: Pneumatic Height
 Notes: NJ, KY and TX In-Stock: -231 Icon Black

Fabric	List Price
-231 Icon Black	310.00
A	326.00
B	348.00
C	375.00
R	415.00

New Colors



DC2990V Deluxe Mesh Back Drafting Chair with 18.5 inch Diameter Adjustable Footring, Black Vinyl Seat and Dual Wheel Carpet Casters
 Overall Size: 18W x 18.5D x 41-51.75H
 Seat: 18.5W x 18.25D x 2.75T Back: 17.5W x 15.75H Seat Range: 25 - 34.75
 Arms to Floor: N/A Carton Wt: 32 UPS Wt: 40 COM: N/A
 Carton: 26L x 26W x 12H Cube: 4.69 Options: CG50, SW70, 07-ARMS-3
 Features: 1, 3, 4 Control: Pneumatic Height
 Notes: NJ, KY and TX In-Stock: Black Vinyl

Fabric	List Price
Black Vinyl Seat	310.00
Dillon	320.00



DC51000N Deluxe Woven Mesh Back Armless Drafting Chair in Fabric Seat w/Adjustable Footring & Dual Wheel Carpet Casters
 Overall Size: 18.5W x 18D x 41 - 51.75H
 Seat: 18.5W x 18.25D x 2.75T Back: 17.5W x 15.75H Seat Range: 25- 34.75
 Arms to Floor: N/A Carton Wt: 32 UPS Wt: 40 COM: 0.5 yds
 Carton: 26L x 26W x 12H Cube: 4.69 Options: CG50, SW70
 Features: 1, 4 Control: Pneumatic Height
 Notes:

Fabric	List Price
-231 Icon Black	395.00
A	420.00
B	452.00
C	492.00
R	550.00



DC51000NV Deluxe Woven Mesh Back Armless Drafting Chair in Vinyl Seat w/Adjustable Footring & Dual Wheel Carpet Casters
 Overall Size: 19.5W x 22D x 40.5 - 47.75H
 Seat: 18.5W x 24D x 2.25T Back: 18W x 19.75H Seat Range: 21- 28.25
 Arms to Floor: N/A Carton Wt: 30 UPS Wt: 41 COM: 0.5 yds
 Carton: 26L x 25W x 13H Cube: 4.89 Options: CG50, SW70
 Features: 1, 4 Control: Pneumatic Height
 Notes:

Fabric	List Price
-3 Black Vinyl	395.00



DCY69200PC Screen Back Armless Drafting Chair in Black Fabric Seat with Adjustable Footring and Dual Wheel Carpet Casters
Overall Size: 22W x 23.75D x 40.25-47.75H
Seat: 19.75W x 18.75D x 2.75T **Back:** 18W x 19.5H **Seat Range:** 21-28.5
Arms to Floor: N/A **Carton Wt:** 28 **UPS Wt:** 34 **COM:** N/A
Carton: 25L x 23W x 12H **Cube:** 3.9 **Options:** CG50, SW70
Features: 1, 4 **Control:** Pneumatic
Notes: Chrome Base. NJ In-Stock: -3M

Fabric	List Price
-3M Black	295.00
250 lbs.	



DCY69006 Mesh Back Drafting Chair in Black Faux Leather or Black Fabric Mesh Seat w/Adjustable Footring, Padded Flip Arms and Silver Frame
Overall Size: 24.5W x 24.25D x 43.25 - 50.25H
Seat: 20.75W x 19.75D x 4.75T **Back:** 19W x 20.75H x 2.25T **Seat Range:** 22.5- 29.5
Arms to Floor: 30.5 **Carton Wt:** 40 **UPS Wt:** 43 **COM:** 1.0 yds
Carton: 27L x 26W x 13H **Cube:** 5.28 **Options:** CG50, SW70
Features: 1, 4 **Control:** Pneumatic Height
Notes: Intermediate Travel
 NJ and KY In-Stock: -3M and -U6

Fabric	List Price
-3M Black Mesh	450.00
-U6 Black Faux Leather	
A	480.00
B	515.00
C	560.00
R	625.00



DC6900WH Mesh Back Drafting Chair in Black Faux Leather or Black Fabric Mesh Seat w/Adjustable Footring, Padded Flip Arms and White Frame
Overall Size: 25.25W x 3.755D x 42 - 49H
Seat: 19.75W x 19.75D x 2.75T **Back:** 18.5W x 20H **Seat Range:** 22.75- 29.75
Arms to Floor: 38.75 **Carton Wt:** 37 **UPS Wt:** 45 **COM:** 0.5 yds
Carton: 27L x 26W x 13H **Cube:** 5.28 **Options:** CG50, SW70
Features: 1, 4 **Control:** Pneumatic Height
Notes: Intermediate Travel

Fabric	List Price
-3M Black Mesh	510.00
-U6 Black Faux Leather	
A	542.00
B	584.00
C	635.00
R	700.00

Visitor's Chairs



EX31 Visitor's Chair with Molded Foam Seat and Back, Designer Plastic Shell Back, Black Steel Frame and Legs without Arms
Overall Size: 23W x 25D x 32H
Seat: 19W x 19.5D x 3.5T **Back:** 19W x 14.5H x 3.5T **Seat Range:** 18.5 Fixed
Arms to Floor: N/A **Carton Wt:** 22 **UPS Wt:** 31 **COM:** 0.8 yds
Carton: 32L x 22W x 9H **Cube:** 3.67 **Options:** N/A
Features: N/A **Control:** N/A
Notes: Non Stacking
 NJ In-Stock: -231 Black

Fabric	List Price
A	180.00
B	190.00
C	205.00
R	228.00



EX35 Visitor's Chair with Molded Foam Seat and Back, Designer Plastic Shell Back, Black Steel Frame and Legs with Arms
Overall Size: 24W x 24D x 33H
Seat: 19.25W x 17.75D x 2.75T **Back:** 18.5W x 16H x 2.5T **Seat Range:** 17.75 Fixed
Arms to Floor: 25.25 **Carton Wt:** 26 **UPS Wt:** 30 **COM:** 0.8 yds
Carton: 33L x 23W x 8H **Cube:** 3.5 **Options:** N/A
Features: N/A **Control:** N/A
Notes: Non Stacking. NJ and KY In-Stock: -231 Icon Black

Fabric	List Price
A	210.00
B	220.00
C	235.00
R	260.00



V3460 Deluxe Sled Base Arm Chair with Plastic Shell Back and Black Steel Frame
Overall Size: 24.5W x 24.25D x 33H
Seat: 19W x 20D x 2T **Back:** 18W x 15.5H x 2T **Seat Range:** 18.5 Fixed
Arms to Floor: 26 **Carton Wt:** 23 **UPS Wt:** 42 **COM:** 0.8 yds
Carton: 34L x 23W x 11H **Cube:** 4.98 **Options:** N/A
Features: N/A **Control:** N/A
Notes: Matches STC3410 and STC3440 Stack Chairs. Non Stacking. KY In-Stock: -231 Icon Black

Fabric	List Price
A	220.00
B	230.00
C	248.00
R	275.00



V4410 Deluxe Sled Base Arm Chair with Molded Foam Seat and Back, Designer Plastic Shell Back and Black Steel Frame
Overall Size: 24W x 24.25D x 34.25H
Seat: 19.25W x 17.75D x 3T **Back:** 18.75W x 16.5H x 2.25T **Seat Range:** 18 Fixed
Arms to Floor: 25.5 **Carton Wt:** 28 **UPS Wt:** 35 **COM:** 0.8 yds
Carton: 32L x 22W x 10H **Cube:** 4.07 **Options:** N/A
Features: N/A **Control:** N/A
Notes: Non Stacking. NJ In-Stock: -103 and -231
 NJ and KY In-Stock: -231 Icon Black

Fabric	List Price
A	210.00
B	220.00
C	235.00
R	260.00



V4420 Deluxe Sled Base Chair with Molded Foam Seat and Back, Designer Plastic Shell Back and Black Steel Frame
Overall Size: 23.5W x 24.25D x 34.25H
Seat: 19.5W x 18D x 2.5T **Back:** 19W x 17H x 2.25T **Seat Range:** 18 Fixed
Arms to Floor: N/A **Carton Wt:** 26 **UPS Wt:** 33 **COM:** 0.8 yds
Carton: 32L x 21W x 10H **Cube:** 3.88 **Options:** N/A
Features: N/A **Control:** N/A
Notes: Non Stacking. NJ and KY In-Stock: -231 Icon Black

Fabric	List Price
A	180.00
B	190.00
C	205.00
R	228.00



STC3030C30 30 Pack Plastic Seat and Back Stack Chair with Chrome Frame. Assembled with Dolly.
Overall Size: 21W x 23D x 31H
Seat: 18W x 18.5D **Back:** 21.25W x 12.5H **Seat Range:** 17.5 Fixed
Arms to Floor: N/A **Carton Wt:** 380 **UPS Wt:** No UPS **COM:** N/A
Carton: Ships on Dolly **Cube:** 44.53 **Options:** N/A
Features: N/A **Control:** N/A
Notes: Pricing Reflects 30 Pack with Dolly

Finish	List Price
-2 Grey	3600.00
-3 Black	30 Pack with Dolly
-4 Burgundy	
-7 Blue	



STC3030 4-Pack Plastic Seat and Back Stack Chair with Chrome Frame. Assembled.
Overall Size: 22W x 20.75D x 30.75H
Seat: 18W x 18.25D **Back:** 20W x 14H **Seat Range:** 17.5 Fixed
Arms to Floor: N/A **Carton Wt:** 53 **UPS Wt:** No UPS **COM:** N/A
Carton: 36L x 26W x 25H **Cube:** 13.54 **Options:** N/A
Features: N/A **Control:** N/A
Notes: Pricing Reflects 4-Pack See Page 185 for Dolly

Finish	List Price
-2 Grey	528.00
-3 Black	4-Pack
-4 Burgundy	
-7 Blue	




STC3230 2-Pack Plastic Seat and Back Stack Chair with Chrome Frame. Assembled.
Overall Size: 21.5W x 23D x 31H
Seat: 18W x 18.5D **Back:** 21.25W x 12.5H **Seat Range:** 17.5 Fixed
Arms to Floor: N/A **Carton Wt:** 33 **UPS Wt:** 93 **COM:** N/A
Carton: 33L x 25W x 23H **Cube:** 10.98 **Options:** N/A
Features: N/A **Control:** N/A
Notes: Pricing Reflects 2-Pack. See Page 185 for Dolly

Finish	List Price
-2 Grey	278.00
-3 Black	2-Pack
-4 Burgundy	
-7 Blue	




STC3410 4-Leg Arm Chair with Plastic Shell Back and Black Steel Frame
Overall Size: 24.25W x 24.5D x 33H
Seat: 18W x 18.75D x 2.5T **Back:** 18W x 15.25H x 2T **Seat Range:** 18.75 Fixed
Arms to Floor: 26.25 **Carton Wt:** 26 **UPS Wt:** 41 **COM:** 0.8 yds
Carton: 33L x 23W x 11H **Cube:** 4.83 **Options:** N/A
Features: N/A **Control:** N/A
Notes: Will Stack with STC3440. NJ, KY and TX In-Stock: -231 Icon Black

Fabric	List Price
A	200.00
B	220.00
C	235.00
R	260.00




STC3440 Arm Chair with Casters, Plastic Shell Back and Black Steel Frame
 Overall Size: 24.5W x 24.25D x 33H
 Seat: 19W x 20D x 2T Back: 18.5W x 15.5H x 2T Seat Range: 19 Fixed
 Arms to Floor: 26 Carton Wt: 26 UPS Wt: 39 COM: 0.8 yds
 Carton: 33L x 22W x 11H Cube: 4.62 Options: N/A
 Features: N/A Control: N/A
 Notes: Will Stack with STC3410. NJ and KY In-Stock: -231 Icon Black

Fabric	List Price
A	220.00
B	235.00
C	248.00
R	275.00




STC865 Stacking Chairs with Black Plastic Seat and Back and Chrome Frame. Available in 30 Pack w/Dolly, 4-Pack and 2-Pack.
 Overall Size: 19W x 23D x 34H
 Seat: 18.25W x 18.5D Back: 18.25W x 14H Seat Range: 17.75 Fixed
 Arms to Floor: N/A Carton Wt: 340/50/27 UPS Wt: 98 2-Pack Only
 2-Pack Carton: 35L x 25W x 23H 4-Pack Carton: 38L x 29W x 23H
 30 Pack Carton: Ships on Dolly Cube: 46.83/14.66/11.64
 Notes: 30 and 4-Packs are NON-UPSable. Pricing Reflects in Packs. See Page 185 for Dolly

Finish	List Price
STC865C30 30 Pack w/Dolly	3600.00
STC865C4 4-Pack	528.00
STC865C2 2-Pack -3 Black	288.00




STC8300 Straight Leg Stacking Chair with Black Plastic Seat and Back and Chrome Frame. Available in 28-Pack w/Dolly, 4-Pack and 2-Pack.
 Overall Size: 19W x 19.5D x 31.5H
 Seat: 16W x 17D Back: 16.25W x 13.5H Seat Range: 17.5 Fixed
 Arms to Floor: N/A Carton Wt: 259/39/22 UPS Wt: 98 2-Pack Only
 2-Pack Carton: 35L x 25W x 23H 4-Pack Carton: 38L x 29W x 23H
 28-Pack Carton: Ships on Dolly Cube: 43.06/14.67/11.65
 Notes: 28 and 4-Packs are NON-UPSable. Pricing Reflects in Packs. See Page 185 for Dolly

Finish	List Price
STC8300C28 28-Pack w/Dolly	2744.00
STC8300C4 4-Pack	440.00
STC8300C2 2-Pack -3 Black	245.00




STC8302 Sled Base Stacking Chair with Black Plastic Seat and Back and Chrome Frame. Available in 28-Pack w/Dolly, 4-Pack and 2-Pack.
 Overall Size: 19W x 19.5D x 31.5H
 Seat: 16W x 17D Back: 16.25W x 13.5H Seat Range: 17.75 Fixed
 Arms to Floor: N/A Carton Wt: 296/43/24 UPS Wt: 98 2-Pack Only
 2-Pack Carton: 35L x 25W x 23H 4-Pack Carton: 38L x 29W x 23H
 28-Pack Carton: Ships on Dolly Cube: 44.5/14.66/11.64
 Notes: 28 and 4-Packs are NON-UPSable. Pricing Reflects in Packs. See Page 185 for Dolly

Finish	List Price
STC8302C28 28-Pack w/Dolly	2744.00
STC8302C4 4-Pack	440.00
STC8302C2 2-Pack -3 Black	245.00




DC8309C Tall Stacking and Ganging Chair with Plastic Seat and Back and Chrome Frame. Available in 2-Pack, 4-Pack and 25-Pack w/Dolly.
 Overall Size: 20.25W x 22.75D x 43.75H
 Seat: 16W x 16.5D Back: 19.25W x 13.5H Seat Range: 29.5 Fixed
 Arms to Floor: N/A
 2-Pack Carton: 46L x 42W x 24H Cube: 26.83 Carton Wt: 42 UPS Wt: NonUPS
 4-Pack Carton: 46L x 46W x 24H Cube: 29.38 Carton Wt: 72 UPS Wt: NonUPS
 25-Pack Carton: 92L x 45W x 21H Cube: 50.31 Carton Wt: 396 UPS Wt: LTL
 Pricing Reflects in Packs. See Page 185 for Dolly.

Finish	List Price
DC8309C25 25-Pack with Dolly	4250.00
DC8309C4 4-Pack	740.00
DC8309C2 2-Pack -3 Black	400.00




DC8658C Tall Stacking Chair with Plastic Seat and Back and Chrome Frame. Available in 2-Pack and 4-Pack.
 Overall Size: 22W x 25D x 46H
 Seat: 18W x 18.5D Back: 18.25W x 14H Seat Range: 29.25 Fixed
 Arms to Floor: N/A
 2-Pack Carton: 43L x 29W x 29H Cube: 20.92 Carton Wt: 46 UPS Wt: NonUPS
 4-Pack Carton: 43L x 29W x 29H Cube: 20.92 Carton Wt: 82 UPS Wt: NonUPS
 Notes: Pricing Reflects in Packs. See Page 185 for Dolly.

Finish	List Price
DC8658C4 4-Pack	752.00
DC8658C2 2-Pack -3 Black	410.00




FC8483-231 Nesting Chair with Breathable Mesh Back and Fabric Seat in Black Finish Frame.
 Overall Size: 24.75W x 22D x 36H
 Seat: 17.5W x 18D x 1.5T Back: 19.5W x 18H X 1.5T Seat Range: 19.25 Fixed
 Arms to Floor: 27.25 Carton Wt: 50 UPS Wt: 79 COM: 0.75 yd.
 Carton: 26L x 26W x 24H Cube: 9.38 Options: SW72, CG60
 Features: 12 Control: N/A
 Notes: Seat Folds up for Horizontal Nesting. Sold in 2-Pack. Set of 2 Clips for Ganging Included. NJ and TX In-Stock: -231 **250 lbs.**

Fabric	List Price
-231 Icon Black Black Finish Frame	550.00 2-Pack
A	575.00
B	605.00
C	635.00
R	775.00




FC8487-231 Nesting Chair with Breathable Mesh Back and Fabric Seat in Titanium Finish Frame.
 Overall Size: 24.75W x 22D x 36H
 Seat: 17.5W x 18D x 1.5T Back: 19.5W x 18H X 1.5T Seat Range: 19.25 Fixed
 Arms to Floor: 27 Carton Wt: 50 UPS Wt: 79 COM: 0.75 yd.
 Carton: 26L x 26W x 24H Cube: 9.38 Options: SW72, CG60
 Features: 12 Control: N/A
 Notes: Seat Folds up for Horizontal Nesting. Sold in 2-Pack. Set of 2 Clips for Ganging Included. NJ and RX In-Stock: -231 **250 lbs.**

Fabric	List Price
-231 Icon Black Titanium Finish Frame	550.00 2-Pack
A	575.00
B	605.00
C	635.00
R	775.00




FC8000NB Folding Chair with Mocha Plastic Seat and Back and Mocha Frame. Sold in 4-Pack.
 Overall Size: 19W x 20.5D x 32H
 Seat: 16W x 16.5D Back: 19W x 9.5H Seat Range: 17.75 Fixed
 Arms to Floor: N/A Carton Wt: 46 UPS Wt: 46 COM: N/A
 Carton: 40L x 20W x 8H Cube: 3.7 Options: N/A
 Features: N/A Control: N/A
 Notes: Pricing Reflects 4-Pack. See Page 185 for Dolly

Frame/Plastic	List Price
-1 Mocha/ Mocha	280.00 4-Pack
300 lbs.	




FC8000NP Folding Chair with Black Plastic Seat and Back and Black Frame. Sold in 4-Pack.
 Overall Size: 19W x 20.5D x 32H
 Seat: 16W x 16.5D Back: 19W x 9.5H Seat Range: 17.75 Fixed
 Arms to Floor: N/A Carton Wt: 46 UPS Wt: 46 COM: N/A
 Carton: 40L x 20W x 8H Cube: 3.7 Options: N/A
 Features: N/A Control: N/A
 Notes: Pricing Reflects 4-Pack. See Page 185 for Dolly

Frame/Plastic	List Price
-3 Black/Black	280.00 4-Pack
300 lbs.	



FC8000NS Folding Chair with Blue Plastic Seat and Back and Silver Frame. Sold in 4-Pack.
 Overall Size: 19W x 20.5D x 32H
 Seat: 16W x 16.5D Back: 19W x 9.5H Seat Range: 17.75 Fixed
 Arms to Floor: N/A Carton Wt: 46 UPS Wt: 46 COM: N/A
 Carton: 40L x 20W x 8H Cube: 3.7 Options: N/A
 Features: N/A Control: N/A
 Notes: Pricing Reflects 4-Pack. See Page 185 for Dolly

Frame/Plastic	List Price
-7 Silver/Blue -2 Silver/Grey	280.00 4-Pack
300 lbs.	



FC8000NBG Folding Chair with Beige Plastic Seat and Back and Beige Frame. Sold in 4-Pack.
 Overall Size: 19W x 20.5D x 32H
 Seat: 16W x 16.5D Back: 19W x 9.5H Seat Range: 17.75 Fixed
 Arms to Floor: N/A Carton Wt: 46 UPS Wt: 46 COM: N/A
 Carton: 40L x 20W x 8H Cube: 3.7 Options: N/A
 Features: N/A Control: N/A
 Notes: Pricing Reflects 4-Pack. See Page 185 for Dolly

Frame/Plastic	List Price
-11 Beige/ Beige	280.00 4-Pack
300 lbs.	



FC8100NP Folding Chair with Plastic Fan Back and Matching Fabric Seat with Black Frame. Sold in 4-Pack.
Overall Size: 19.25W x 21.5D x 35.5H
Seat: 16W x 16.25D x 2T **Back:** 18.5W x 17H **Seat Range:** 18.5 Fixed
Arms to Floor: N/A **Carton Wt:** 61 **UPS Wt:** 61 **COM:** N/A
Carton: 45L x 20W x 12H **Cube:** 6.25 **Options:** N/A
Features: N/A **Control:** N/A
Notes: See Page 185 for Dolly
Pricing Reflects 4-Pack.

Frame/Fabric	Updated List Price
-3 Black/Black	400.00 4-Pack
300 lbs.	



FC8100NS Folding Chair with Plastic Fan Back and Matching Fabric Seat with Silver Frame. Sold in 4-Pack.
Overall Size: 19.25W x 21.5D x 35.5H
Seat: 16W x 16.25D x 2T **Back:** 18.5W x 17H **Seat Range:** 18.5 Fixed
Arms to Floor: N/A **Carton Wt:** 61 **UPS Wt:** 61 **COM:** N/A
Carton: 45L x 20W x 12H **Cube:** 6.25 **Options:** N/A
Features: N/A **Control:** N/A
Notes: Pricing Reflects 4-Pack. See Page 185 for Dolly

Frame/Fabric	Updated List Price
-3 Silver/Black -7 Silver/Blue	400.00 4-Pack
300 lbs.	



FC8100NBG Folding Chair with Plastic Fan Back and Matching Fabric Seat with Beige Frame. Sold in 4-Pack.
Overall Size: 19.25W x 21.5D x 35.5H
Seat: 16W x 16.25D x 2T **Back:** 18.5W x 17H **Seat Range:** 18.5 Fixed
Arms to Floor: N/A **Carton Wt:** 61 **UPS Wt:** 61 **COM:** N/A
Carton: 45L x 20W x 12H **Cube:** 6.25 **Options:** N/A
Features: N/A **Control:** N/A
Notes: Pricing Reflects 4-Pack. See Page 185 for Dolly

Frame/Fabric	Updated List Price
-11 Beige/Beige	400.00 4-Pack
300 lbs.	



FF-22124M/FF-22324M Folding Chair with Metal Seat and Back. Sold in 4-Pack.
Overall Size: 18.5W x 20D x 29.25H
Seat: 16W x 16D **Back:** 16W x 6.5H **Seat Range:** 18 Fixed
Arms to Floor: N/A **Carton Wt:** 41 **UPS Wt:** 41 **COM:** N/A
Carton: 39L x 20W x 8H **Cube:** 3.6 **Options:** N/A
Features: N/A **Control:** N/A
Notes: Pricing Reflects 4-Pack.

Frame	List Price
-22124M Tan -22324M Black	224.00 4-Pack
300 lbs.	



FF-23124V/FF-23324V Folding Chair with Vinyl Seat and Back. Sold in 4-Pack.
Overall Size: 18.5W x 20D x 29.25H
Seat: 16W x 16D **Back:** 16W x 6.5H **Seat Range:** 18.5 Fixed
Arms to Floor: N/A **Carton Wt:** 45 **UPS Wt:** 45 **COM:** N/A
Carton: 39L x 20W x 8H **Cube:** 3.6 **Options:** N/A
Features: N/A **Control:** N/A
Notes: Pricing Reflects 4-Pack.

Frame/Fabric	List Price
-23124V Tan -23324V Black	284.00 4-Pack
300 lbs.	



FF-23324V



FF-23124V



FF-22324M



FC8100NS-3



EM60926P Screen Back Manager's Chair in Black Fabric Mesh or Faux Leather Seat, with PU Padded Flip Arms.
Overall Size: 25.75W x 24.75D x 38.75 - 42.5H
Seat: 19.5W x 19D x 3.25T **Back:** 17.5W x 22H **Seat Range:** 17.5 - 21.25
Arms to Floor: 26.25 **Carton Wt:** 29 **UPS Wt:** 33 **COM:** N/A
Carton: 24L x 23W x 12H **Cube:** 3.83 **Options:** CG50, SW392
Features: 1, 4, 5, 8, 9 **Control:** Locking Tilt
Notes: Black Nylon Base with Dual Wheel Carpet Casters.
TX In-Stock: -3M.

Fabric	List Price
-3M Black -U6 Black	325.00



EM60926C Black Screen Back Manager's Chair in Faux Leather Seat, Padded Flip Arms with Silver Accent.
Overall Size: 27.75W x 24.5D x 40 - 43.75H
Seat: 19.5W x 19.25D x 3T **Back:** 17.5W x 22.25H **Seat Range:** 18.25 - 21.75
Arms to Floor: 26.75 **Carton Wt:** 29 **UPS Wt:** 37 **COM:** N/A
Carton: 25L x 25W x 12H **Cube:** 4.34 **Options:** CG50, SW392
Features: 1, 4, 5, 8, 9 **Control:** Locking Tilt
Notes: Chrome Base with Dual Wheel Carpet Casters
Optional Arm: EM60926PC with PU Pad in Faux Leather Fabric Seats

Fabric	List Price
-U7 Blue -U11 White -U16 Green -U512 Purple	325.00
EM60926PC (PU Pads)	340.00



EM60926WH White Screen Back Manager's Chair in Faux Leather or Fabric Seat, Padded Flip Arms and White Frame.
Overall Size: 25.75W x 24D x 36.5 - 42.5H
Seat: 19.5W x 19D x 3.25T **Back:** 17.5W x 22H **Seat Range:** 17 - 20.75
Arms to Floor: 26.25 **Carton Wt:** 28 **UPS Wt:** 33 **COM:** N/A
Carton: 24L x 23W x 12H **Cube:** 3.83 **Options:** CG50, SW392
Features: 1, 4, 5, 8, 9 **Control:** Locking Tilt
Notes: White Base with Dual Wheel Carpet Casters. **TX In-Stock: -F23**
Optional Arm: EM60926PWH with PU Pad in Linen Fabric Seats

Fabric	List Price
-U11 White	375.00
F22 Linen Stone F23 Linen Black F28 Linen Turquoise	
EM60926PWH (PU Pads)	390.00



EM60926WH-F28 • EM60926WH-U11 • EM60926WH-F23 • EM60926WH-F22



NJ **EMH69176** Mesh Back Manager's Chair w/Faux Leather or Fabric Seat, Adjustable Mesh Padded Arms, and Black Nylon Base with Silver Accents
Overall Size: 23.5W x 27D x 36.5 - 40.5H
Seat: 20W x 20D x 2.75T **Back:** 17.75W x 21.25H x 2T **Seat Range:** 17-20.75
Arms to Floor: 28 **Carton Wt:** 31 **UPS Wt:** 40 **COM:** 1 yd.
Carton: 26L x 26W x 12H **Cube:** 4.69 **Options:** CG50, SW70
Features: 1, 4, 5, 8, 9 **Control:** Locking Tilt
Notes: NJ In-Stock: -3

Fabric	List Price
-3 Black or -U6 Black Faux Leather	315.00
A	335.00
B	360.00
C	392.00
R	435.00



NJ **EMH6918T** Mesh Back Manager's Chair w/Faux Leather or Fabric Seat, Adjustable PU Padded Arms, and Base. Dark Water Transfer Accents on Arms, Base & Back.
Overall Size: 23.5W x 27D x 36.5 - 40.5H
Seat: 20W x 20D x 2.75T **Back:** 17.75W x 21.25H x 2T **Seat Range:** 17-20.75
Arms to Floor: 27 **Carton Wt:** 32 **UPS Wt:** 40 **COM:** 1 yd.
Carton: 26L x 26W x 12H **Cube:** 4.69 **Options:** CG50, SW70
Features: 1, 4, 5, 8, 9 **Control:** Locking Tilt
Notes: NJ In-Stock: -U6

Fabric	List Price
-3 Black or Faux Leather -U6 Black	372.00
A	395.00
B	425.00
C	462.00
R	515.00



NJ **EM35207-3** Screen Back and Mesh Seat Manager's Chair with Coated Finish Base and Accents
Overall Size: 26.25W x 23.25D x 38.25-42.75H
Seat: 19W x 20D x 3.75T **Back:** 17.5W x 21H **Seat Range:** 17.5-21
Arms to Floor: 27.25 **Carton Wt:** 35 **UPS Wt:** 39 **COM:** N/A
Carton: 27L x 27W x 11H **Cube:** 4.64 **Options:** CG50, SW70
Features: 1, 4, 7, 8, 9 **Control:** 2-to-1 Synchro Tilt
Notes:

Fabric	List Price
Titanium/Black Mesh Seat	372.00



NJ KY TX **EM35206-EC3/EM35201-EC1** Screen Back and Bonded Leather Seat Manager's Chair with Coated Finish Base and Accents
Overall Size: 26.25W x 23.25D x 38.25-42.75H
Seat: 19W x 20D x 3.75T **Back:** 17.5W x 21H **Seat Range:** 17.5-21
Arms to Floor: 27.25 **Carton Wt:** 35 **UPS Wt:** 39 **COM:** N/A
Carton: 27L x 27W x 11H **Cube:** 4.64 **Options:** CG50, SW70
Features: 1, 4, 7, 8, 9 **Control:** 2-to-1 Synchro Tilt
Notes: NJ and TX In-Stock: -EC3 Silver/Black

Fabric	List Price
EM35206-EC3 Silver/Black	372.00
EM35201-EC1 Cocoa/Espresso	



NJ **EM50219-3V** Woven Mesh Back & Faux Leather Seat Task Chair with Height Adjustable Arms, Angle Nylon Base and Black Carpet Casters
Overall Size: 27.25W x 24.25D x 39.75-43.25H
Seat: 20.5W x 19D x 3T **Back:** 19.5W x 21.5H **Seat Range:** 18.25-21.75
Arms to Floor: 26.25 **Carton Wt:** 34 **UPS Wt:** 34 **COM:** N/A
Carton: 27L x 26W x 10H **Cube:** 4.06 **Options:** CG50, SW70
Features: 1, 4, 5, 8, 9 **Control:** Locking Tilt
Notes:

Fabric	List Price
-3V Black Vinyl	370.00



NJ KY **EM50727** Screen Back Task Chair with Adjustable Arms and Dual Wheel Carpet Casters
Overall Size: 25.5W x 23D x 41H
Seat: 19W x 19D x 2.5T **Back:** 17.25W x 20H **Seat Range:** 17 -21.5
Arms to Floor: 25 **Carton Wt:** 35 **UPS Wt:** 38 **COM:** .75 yd
Carton: 25L x 24W x 13H **Cube:** 4.51 **Options:** CG50, SW70
Features: 1, 4, 5, 8, 9 **Control:** Locking Tilt Control
Notes: NJ and KY In-Stock: -3 Black

Fabric	List Price
-3 Black Mesh or -2 Grey	320.00
A	340.00
B	368.00
C	400.00
R	450.00



NJ KY TX **EM51022N** Woven Mesh Back Task Chair with Dual Wheel Carpet Casters
Overall Size: 26.75W x 24.5D x 36.75-40.5H
Seat: 20W x 18.25D x 2.5T **Back:** 18W x 18.5H **Seat Range:** 17.5 -22.25
Arms to Floor: 24.5 **Carton Wt:** 30 **UPS Wt:** 38 **COM:** .75 yd
Carton: 25L x 24W x 13H **Cube:** 4.51 **Options:** SW392
Features: 1, 4, 5, 8, 9 **Control:** Locking Tilt Control
Notes: REPLACES 47903A. NJ and TX In-Stock: -3 Black KY In-Stock: -3 Black

Fabric	List Price
-3 Black Mesh or -2 Grey	282.00
A	300.00
B	322.00
C	350.00
R	390.00



TX **EM91027-3** Mesh Back Chair with Height Adjustable PU Padded Arms, Mesh Fabric Seat, and Black Nylon Base
Overall Size: 25.25W x 23.5D x 38.25-41H
Seat: 19.75W x 19D x 2.75T **Back:** 19.5W x 20.5H **Seat Range:** 17.75 -20.5
Arms to Floor: 25 **Carton Wt:** 39 **UPS Wt:** 48 **COM:** 0.75 yd
Carton: 28L x 25W x 14H **Cube:** 5.67 **Options:** CG50, SW392
Features: 1, 4, 5, 8, 9 **Control:** Locking Tilt Control
Notes: TX In-Stock: -3 Black

Fabric	List Price
-3 Black	395.00
A	420.00
B	452.00
C	492.00
R	550.00



TX **EM91027G-3** Mesh Back Visitor's Chair with Height Adjustable PU Padded Arms, Mesh Fabric Seat and Black Base
Overall Size: 26.75W x 21.5D x 39.25H
Seat: 20.5W x 19.5D x 3T **Back:** 20W x 21H x 3.5T **Seat Range:** 20.5 Fixed
Arms to Floor: 27.25 **Carton Wt:** 33 **UPS Wt:** 48 **COM:** .75 yd
Carton: 26L x 22W x 17H **Cube:** 5.6 **Options:** N/A
Features: N/A **Control:** N/A
Notes: TX In-Stock: -3 Black

Fabric	List Price
-3 Black	312.00
A	332.00
B	358.00
C	390.00
R	435.00



NJ TX **EM98880-F3** Mesh Back Chair with Padded Fabric Seat, Height Adjustable Arms, Adjustable Lumbar Support and Black Angled Nylon Base
Overall Size: 27.75W x 24.75D x 39 - 42.25H
Seat: 20W x 19.5D x 3T **Back:** 19.5W x 20.25H **Seat Range:** 19.5-22.5 Fixed
Arms to Floor: 28 **Carton Wt:** 44 **UPS Wt:** 50 **COM:** N/A
Carton: 27L x 25W x 15H **Cube:** 5.85 **Options:** SW72
Features: 1, 4, 5, 8, 9 **Control:** Deluxe 2-to-1 Synchro Knee Tilt
Notes:

Fabric	List Price
-F3 Black Fabric Seat	475.00



NJ **599302** Woven Mesh Back Chair with Black Mesh or Custom Fabric Seat, Height Adjustable Arms, Adjustable Lumbar and Nylon Base
Overall Size: 25.75W x 23.25D x 44H
Seat: 19.25W x 19.5D x 3T **Back:** 20.25W x 22.5H **Seat Range:** 18 -22.5
Arms to Floor: 25.25 **Carton Wt:** 37 **UPS Wt:** 37 **COM:** .5 yds
Carton: 26L x 23W x 11H **Cube:** 3.81 **Options:** CG50, SW70
Features: 1, 4, 5, 8, 9 **Control:** Locking Tilt
Notes: Dual Wheel Carpet Casters

Fabric	List Price
Black Mesh	332.00
A	355.00
B	382.00
C	415.00
R	462.00





NJ **599402** Woven Mesh Back Chair with Black Leather Seat, Height Adjustable Arms, Adjustable Lumbar and Nylon Base
Overall Size: 25.75W x 23.25D x 44H
Seat: 19.25W x 19.5D x 3T **Back:** 20.25W x 22.5H **Seat Range:** 18 -22.5
Arms to Floor: 25.25 **Carton Wt:** 37 **UPS Wt:** 37 **COM:** N/A
Carton: 26L x 24W x 11H **Cube:** 3.97 **Options:** CG50, SW70
Features: 1, 4, 5, 8, 9 **Control:** Locking Tilt
Notes: Dual Wheel Carpet Casters

Fabric	List Price
Black Bonded Leather	352.00



	<p>KH206 Saddle Seat Stool with Seat Angle Adjustment and Dual Wheel Carpet Casters</p> <p>Overall Size: 27W x 27D x 29.75-39.5H Seat: 13.5W x 9.25D x 2.5T Back: N/A Seat Range: 23.25-33 Arms to Floor: N/A Carton Wt: 24 UPS Wt: 25 COM: N/A Carton: 25L x 25W x 8H Cube: 2.89 Options: CG50, SW70, SK1, SK5 Features: 1, 4, 5, 9 Control: Pneumatic Height with Seat Tilt Notes:</p>	Fabric	List Price
		Black Self-Skinned Urethane	220.00
	<p>KH503 Intermediate Stool with Dual Wheel Carpet Casters</p> <p>Overall Size: 22.25W x 22.5D x 17.25 - 24.75H Seat: 14.25W x 14.25D x 1.5T Back: N/A Seat Range: 17.25 - 24.75 Arms to Floor: N/A Carton Wt: 19 UPS Wt: 19 COM: N/A Carton: 23L x 22W x 5H Cube: 1.46 Options: CG50, SW70, SK7, SK5 Features: 1, 4 Control: Pneumatic Height Notes:</p>	Fabric	List Price
		Black Self-Skinned Urethane	170.00
	<p>KH507 Stool with Adjustable Footrest and Dual Wheel Carpet Casters</p> <p>Overall Size: 22.5W x 22.5D x 30.5H Seat: 14.25W x 14.25D x 1.5T Back: N/A Seat Range: 20.5 - 30.5 Arms to Floor: N/A Carton Wt: 21 UPS Wt: 21 COM: N/A Carton: 23L x 23W x 7H Cube: 2.14 Options: CG50, SW70 Features: 1, 4 Control: Pneumatic Height Notes:</p>	Fabric	List Price
		Black Self-Skinned Urethane	260.00
	<p>KH520 Task Chair with Dual Wheel Carpet Casters</p> <p>Overall Size: 18.5W x 22.5D x 37.5H Seat: 18.5W x 18D x 1.5T Back: 17W x 13.25H x 1T Seat Range: 16 -21 Arms to Floor: N/A Carton Wt: 31 UPS Wt: 31 COM: N/A Carton: 24L x 22W x 8H Cube: 2.44 Options: CG50, SW70, SK7, SK5 Features: 1, 2, 3, 4 Control: Pneumatic Height Notes: REPLACES KH220</p>	Fabric	List Price
		Black Self-Skinned Urethane	350.00
	<p>KH580 Ergonomic Chair with Seat Tilt and Back Angle Adjustment and Dual Wheel Carpet Casters</p> <p>Overall Size: 18.5W x 22.5D x 37.5H Seat: 18.5W x 18D x 1.5T Back: 17W x 13.25H x 1T Seat Range: 16 -21 Arms to Floor: N/A Carton Wt: 36 UPS Wt: 36 COM: N/A Carton: 24L x 22W x 8H Cube: 2.44 Options: CG50, SW70, SK7, SK5 Features: 1, 2, 4, 10 Control: Multi Task Notes: REPLACES KH280</p>	Fabric	List Price
		Black Self-Skinned Urethane	415.00
	<p>KH540 Intermediate Drafting Chair with Adjustable Footrest and Dual Wheel Carpet Casters</p> <p>Overall Size: 18.5W x 22.5D x 35 - 44.5H Seat: 18.5W x 18D x 1.5T Back: 17W x 13.25H x 1T Seat Range: 18 - 25.5 Arms to Floor: N/A Carton Wt: 37 UPS Wt: 37 COM: N/A Carton: 25L x 25W x 9H Cube: 3.25 Options: CG50, SW70 Features: 1, 2, 3, 4 Control: Pneumatic Height Notes: REPLACES KH440</p>	Fabric	List Price
		Black Self-Skinned Urethane	365.00

	<p>KH550 Standard Drafting Chair with Adjustable Footrest and Dual Wheel Carpet Casters</p> <p>Overall Size: 18.5W x 22.5D x 48.75H Seat: 18.5W x 18D x 1.5T Back: 17 x 13.25H x 1T Seat Range: 22 - 32 Arms to Floor: N/A Carton Wt: 37 UPS Wt: 37 COM: N/A Carton: 25L x 25W x 9H Cube: 3.26 Options: CG50, SW70 Features: 1, 2, 3, 4 Control: Pneumatic Height Notes: REPLACES KH450</p>	Fabric	List Price
		Black Self-Skinned Urethane	440.00
	<p>KH570 Intermediate Ergonomic Drafting Chair with Seat Tilt, Back Angle Adjustment, Adjustable Footrest and Dual Wheel Carpet Casters</p> <p>Overall Size: 18.5W x 21.5D x 41.75H Seat: 18.5W x 18D x 1.5T Back: 17W x 13.25H x 1T Seat Range: 18 - 25.5 Arms to Floor: N/A Carton Wt: 41 UPS Wt: 41 COM: N/A Carton: 25L x 25W x 9H Cube: 3.26 Options: CG50, SW70 Features: 1, 2, 4, 10 Control: Multi Task Notes: REPLACES KH470</p>	Fabric	List Price
		Black Self-Skinned Urethane	460.00






Options











	<p>04-ARMS-3 Height Adjustable Arms</p> <p>Carton Wt: 9 Cube: 0.61 Designed For: 2902, 2817 & 98341 Only List: 85.00</p>		<p>CG50 Floor Glides (set of 5)</p> <p>Carton Wt: 2 Cube: 0.2 Designed For: Most Work Smart Chairs & Space Drafting Chairs - See Individual Chair Options List: 25.00 (set of 5)</p>
	<p>07-ARMS-3 2-Way Adjustable Arms</p> <p>Carton Wt: 9 Cube: 0.61 Designed For: See Individual Chair Options List: 90.00</p>		<p>SW72 Soft Wheel Caster (set of 4)</p> <p>Carton Wt: 2 Cube: 0.2 Designed For: FC84 Series List: 25.00 (set of 4)</p>
	<p>SK-7 Stool Kit w/18" Chrome Ring</p> <p>Carton Wt: 5 Cube: 0.63 Designed For: See Individual Chair Options - Adds 7.5 inches to Seat Height - Ring is Height Adjustable List: 48.00</p>		<p>CG60 Glides (Fixed Position - set of 4)</p> <p>Carton Wt: 2 Cube: 0.2 Designed For: FC84 Series List: 25.00 (set of 4)</p>
	<p>SW70 Soft Wheel Caster (set of 5)</p> <p>Carton Wt: 2 Cube: 0.2 Designed For: Most Work Smart & Space Chairs - See individual Chair Options List: 30.00 (set of 5)</p>		<p>SK-5 Stool Kit w/19" Nylon Ring</p> <p>Carton Wt: 7 UPS Wt: 8 Cube: 0.92 Designed For: See Individual Chair Options - Adds 7.5 inches to Seat Height - Ring is Height Adjustable List: 60.00</p>
	<p>SW392 Soft Wheel Caster (set of 5)</p> <p>Carton Wt: 2 Cube: 0.2 Designed For: Angled Base Chairs See Individual Chair Options List: 32.00 (set of 5)</p>		

NEW




Folding Resin Multi Purpose



	FT6634 4' Resin Multi Purpose/Training Flip Table with Black Steel Tubular Frames, Locking Casters, and Cord Management Overall Size: 48W x 24D x 29.25H Pack: 1pc Leg Tube: 1.125" x 1.2mm Table Top: 45mm Thick Carton Wt: 36 Carton: 49L x 25W x 5H UPS Wt: 36 Cube: 3.5 Notes:	Shipping UPSable	List Price 330.00
	FT6635 5' Resin Multi Purpose/Training Flip Table with Black Steel Tubular Frames, Locking Casters, and Cord Management Overall Size: 60W x 24D x 29.25H Pack: 1pc Leg Tube: 1.5" x 1.2mm Table Top: 45mm Thick Carton Wt: 44 Carton: 62L x 26W x 6H UPS Wt: 48 Cube: 5.59 Notes:	Shipping UPSable	List Price 400.00
	BT244 Adjustable Height (13.5-28) Deluxe Personal Tray Table (4-Pack) Overall Size: 30W x 19.5D x 28H Pack: 4pc Leg Tube: .5" x 1.0mm Table Top: 42mm Thick Carton Wt: 51 Carton: 39L x 21W x 10H UPS Wt: 51 Cube: 4.73 Notes:	Shipping UPSable	List Price 308.00 4-Pack
	BT04Q 4' Resin Multi Purpose Table Overall Size: 48W x 24D x 29.25H Pack: 1pc Leg Tube: 1" x 0.8mm Table Top: 45mm Thick Carton Wt: 22 Carton: 49L x 25W x 3H UPS Wt: 21 Cube: 2.12 Notes:	Shipping UPSable	List Price 134.00
	BT04FA 4' Height Adjustable Fold in Half Resin Multi Purpose Table Overall Size: 48W x 24D x 29.25H Pack: 1pc Range: 22.5 -35.5 Leg Tube: 1" & .75" x 0.9mm Table Top: 42mm Thick Carton Wt: 24 Carton: 26L x 25W x 4H UPS Wt: 23 Cube: 1.50	Shipping UPSable	List Price 150.00

	BT04W 4' Resin Multi Purpose Table Overall Size: 48W x 30D x 29.25H Pack: 1pc Leg Tube: 1.75" x 0.8mm Table Top: 47mm Thick Carton Wt: 36 Carton: 51L x 33W x 3H UPS Wt: 31 Cube: 2.92 Notes:	Shipping UPSable	List Price 175.00
	BT05Q 5' Resin Multi Purpose Table Overall Size: 60W x 30D x 29.25H Pack: 1pc Leg Tube: 1.125" x 0.9mm Table Top: 45mm Thick Carton Wt: 30 Carton: 61L x 31W x 3H UPS Wt: 30 Cube: 3.28 Notes: See Caddies on Page 185	Shipping UPSable Oversized Package	List Price 175.00
	BT5FQW 5' Resin Multi Purpose Center Fold Table with Transport Wheels Overall Size: 61W x 30D x 29.25H Pack: 1pc Leg Tube: 1.0" x 0.8mm Table Top: 1.75" Thick Carton Wt: 29 Carton: 33L x 30W x 4H UPS Wt: 29 Cube: 2.29 Notes:	Shipping UPSable Oversized Package	List Price 188.00
	BT06Q 6' Resin Multi Purpose Table Overall Size: 72W x 30D x 29.25H Pack: 1pc Leg Tube: 1.125" x 1.0mm Table Top: 45mm Thick Carton Wt: 38 Carton: 73L x 31W x 3H UPS Wt: 35 Cube: 3.92 Notes: See Caddies on Page 185	Shipping UPSable Oversized Package	List Price 188.00
	BT6FQ 6' Resin Center Fold Multi Purpose Table Overall Size: 72W x 30D x 29.25H Pack: 1pc Leg Tube: 1.125" x 0.9mm Table Top: 45mm Thick Carton Wt: 34 Carton: 38L x 30W x 4H UPS Wt: 34 Cube: 2.63 Notes:	Shipping UPSable	List Price 205.00
	BT6FQW 6' Resin Multi Purpose Center Fold Table with Transport Wheels Overall Size: 72.5W x 30D x 29.75H Pack: 1pc Leg Tube: 1.125" x 1.1mm Table Top: 2.25" Thick Carton Wt: 43 Carton: 39L x 31W x 5H UPS Wt: 43 Cube: 3.49 Notes:	Shipping UPSable Oversized Package	List Price 230.00
	BT06A 6' Height Adjustable Resin Multi Purpose Table Overall Size: 72W x 30D x 29.25H Pack: 1pc Range: 29.25 -37 Leg Tube: 1.125" x 1.0mm Table Top: 45mm Thick Carton Wt: 38 Carton: 73L x 31W x 3H UPS Wt: 35 Cube: 3.92 Notes:	Shipping UPSable Oversized Package	List Price 205.00
	BT08Q 8' Resin Multi Purpose Table Overall Size: 96W x 30D x 29.25H Pack: 1pc Leg Tube: 1.125" x 1.0mm Table Top: 50mm Thick Carton Wt: 49 Carton: 98L x 31W x 3H UPS Wt: Non UPSable Cube: 5.27 Notes: See Caddies on Page 185	Shipping Non UPSable	List Price 272.00
	BT36 36" Square Resin Table Overall Size: 36W x 36D x 29H Pack: 1pc Leg Tube: 38.1mm x 1.0mm Table Top: 45mm Thick Carton Wt: 27 Carton: 37L x 37W x 3H UPS Wt: 25 Cube: 2.37 Notes:	Shipping UPSable	List Price 160.00
	BT48Q 48" Round Resin Multi Purpose Table Overall Size: 48W x 48D x 29.25H Pack: 1pc Leg Tube: 31.125" x 1.0mm Table Top: 45mm Thick Carton Wt: 33 Carton: 49L x 49W x 3H UPS Wt: 38 Cube: 4.17 Notes: See Caddies on Page 185	Shipping UPSable Oversized Package	List Price 225.00

	NJ BT60Q 60" Round Resin Multi Purpose Table Overall Size: 60W x 60D x 29.25H Pack: 1pc Leg Tube: 1.25" x 1.0mm Table Top: 50mm Thick Carton Wt: 50 Carton: 61L x 61W x 3H UPS Wt: Non UPSable Cube: 6.46 Notes: See Caddies on Page 185	Shipping Non UPSable	List Price 350.00
	NJ BT71Q 71" Round Resin Multi Purpose Table Overall Size: 71W x 71D x 29.25H Pack: 1pc Leg Tube: 1.5" x 1.0mm Table Top: 55mm Thick Carton Wt: 63 Carton: 72L x 72W x 3H UPS Wt: Non UPSable Cube: 9.0 Notes: See Caddies on Page 185	Shipping Non UPSable	List Price 475.00
	NJ BT22 Resin Training Multi Purpose Table Overall Size: 70.5W x 19.5D x 29.5H Pack: 1pc Leg Tube: 1" x 1.0mm Table Top: 55mm Thick Carton Wt: 28 Carton: 71L x 21W x 3H UPS Wt: 28 Cube: 2.58 Notes:	Shipping UPSable	List Price 170.00
	NJ PC-02 Resin Chair (4-Pack Blow Mold) Overall Size: 18.5W x 21.9D x 33.2H Pack: 4pc Leg Tube: 1.125" x 1.1mm Table Top: N/A Carton Wt: 51 (4-Pack) Carton: 44L x 19W x 11H UPS Wt: 45 Cube: 5.32 Notes: See Caddies on Page 185	Shipping UPSable 300 lbs.	List Price 324.00 4-Pack
	KY PC-03 Resin Chair (4-Pack Blow Mold) Overall Size: 18.5W x 22D x 33.2H Pack: 4pc Leg Tube: 1.125" x 0.9mm Table Top: N/A Carton Wt: 51 (4-Pack) Carton: 44L x 19W x 12H UPS Wt: 51 Cube: 5.80 Notes: See Caddies on Page 185	Shipping UPSable 300 lbs.	List Price 324.00 4-Pack
	KY PC-54 Plastic Chair (4-Pack) Overall Size: 17.5W x 21D x 34.25H Pack: 4pc Leg Tube: 0.75" x 0.85mm Table Top: N/A Carton Wt: 26 (4-Pack) Carton: 42L x 18W x 7H UPS Wt: 26 Cube: 3.06 Notes: See Caddies on Page 185	Shipping UPSable 225 lbs.	List Price 192.00 4-Pack
	PCT-05 5 Piece Folding Set (4 chairs and 36" x 36" fold in half table) Overall Size Table: 36W x 36D x 27.75H Pack: 1 set Overall Size Chair: 17.75W x 17.5D x 34.5H Carton Wt: 49 Carton: 37L x 20W x 9H UPS Wt: 49 Cube: 3.85 Notes:	Shipping UPSable 225 lbs.	List Price 330.00
	QT7205-05 5-Piece Folding Set (4 chairs and table) Overall Size Table: 72W x 29.5D x 29.25H Pack: 1 set Overall Size Chair: 17.75W x 16.25D x 30H Carton Wt: 59 Carton: 41L x 39W x 8H UPS Wt: 63 Cube: 7.4 Notes:	Shipping UPSable Oversized Package 225 lbs.	List Price 492.00
	QT7302-03 3-Piece Folding Set (2 chairs and table) Overall Size Table: 48W x 24D x 22.75-32.5H Pack: 1 set Overall Size Chair: 17.75W x 16.25D x 30H Carton Wt: 36 Carton: 38L x 26W x 7H UPS Wt: 36 Cube: 4.0 Notes: Adjustable Height Table	Shipping UPSable 225 lbs.	List Price 272.00
	KY QT3965 3 Piece Folding Table and Bench Set (2 benches and one BT6FQ) Overall Size Table: 72W x 30D x 29.25H Pack: 1 set Overall Size Bench: 72.5W x 12D x 17.5H Carton Wt: 72 Carton: 40L x 32W x 8H UPS Wt: 72 Cube: 5.92 Notes:	Shipping UPSable 225 lbs.	List Price 460.00

	KY PC-15F Fold in Half Bench Overall Size: 72.5W x 12D x 17.5H Pack: 1pc Leg Tube: 1" x 0.8mm Table Top: N/A Carton Wt: 20 Carton: 38L x 13W x 5H UPS Wt: 20 Cube: 1.42 Notes:	Shipping UPSable 225 lbs.	List Price 130.00
---	--	--	----------------------


Caddies and Dollies

	NJ TC102 Caddy for BT05Q, BT06Q, BT08Q or BT06A Overall Size: 76W x 30.3D x 45.3H Pack: 1pc Handle Tube: 1.125" x 1.8mm Carton Wt: 75 Carton: 78L x 34W x 6H UPS Wt: 78 Cube: 9.21 Notes: Holds up to 20 BT05Q, BT06Q, 18 BT08Q and 20 BT06A	Shipping UPSable Oversized Package	List Price 430.00
	NJ TC103 Caddy for PC02 / PC03 Chairs Overall Size: 34.4W x 18.8D x 74.8H Pack: 1pc Square Tube: 31.8mm x 31.8mm x 1.2mm Carton Wt: 49 Carton: 47L x 20W x 5H UPS Wt: 49 Cube: 3.26 Notes: Holds up to 28 PC02 or PC03 Chairs	Shipping UPSable	List Price 290.00
	NJ TC104 Caddy for PC54 Chairs Overall Size: 37.6W x 18.7D x 77.5H Pack: 1pc Square Tube: 31.8mm x 31.8mm x 1.2mm Carton Wt: 47 Carton: 40L x 22W x 5H UPS Wt: 47 Cube: 2.55 Notes: Holds up to 60 PC54 Chairs	Shipping UPSable	List Price 290.00
	NJ TC106 Caddy for BT48Q, BT60Q and BT71 Round Tables Overall Size: 52W x 32.8D x 40.2H Pack: 1pc Handle Tube: 1.25" x 1.0mm Carton Wt: 76 Carton: 53L x 35W x 5H UPS Wt: 76 Cube: 5.36 Notes: Holds up to 14 BT71Q, 15 BT60Q or 17 BT48Q	Shipping UPSable Oversized Package	List Price 410.00
	DOL865 Stacking Dolly for STC865R, R and STC3030 Chairs with 2 locking Casters Overall Size: 31.5W x 24.5D x 15.25H Carton Wt: 16 Cube: 7.95 Pack: 1pc Carton: 33L x 26W x 16H UPS Wt: 67 Notes: Fully assembled.	Shipping UPSable	List Price 185.00
	DOL8300 Stacking Dolly for STC8300 Chairs with 2 Locking Casters Overall Size: 31.5W x 21.75D x 18.25H Carton Wt: 18 Cube: 7.95 Pack: 1pc Carton: 33L x 26W x 16H UPS Wt: 67 Notes: Fully assembled.	Shipping UPSable	List Price 185.00
	DOL8000 Stacking Dolly for FC8000 & FC8100 Chairs with 2 Locking Casters Overall Size: 71W x 19.25D x 44.5H Carton Wt: 40 Cube: 5.42 Pack: 1pc Carton: 72L x 20W x 7H UPS Wt: 49 Notes: Holds up to 32 Folded FC8000 Chairs and 22 Folded FC8100 Chairs.	Shipping UPSable	List Price 185.00
	DOL8302 Stacking Dolly for STC8302 and DC8309 Chairs with 2 Locking Casters Overall Size: 31.5W x 23.25D x 16.5H Carton Wt: 16 Cube: 7.95 Pack: 1pc Carton: 33L x 26W x 16H UPS Wt: 67 Notes: Fully assembled.	Shipping UPSable	List Price 185.00

◆ **Light Duty Seating**



KCW773 shown with HZN25



◆ **SC117 Basic Task Chair with Molded Foam Seat and Back**

NJ KY
Overall Size: 19.5W x 21.5D x 38H
Seat: 18W x 17D x 2.5T **Back:** 16W x 10.5H x 2T **Seat Range:** 16.75 -22.5
Arms to Floor: N/A **Carton Wt:** 22 **UPS Wt:** 24 **COM:** 0.8 yds
Carton: 29L x 21W x 8H **Cube:** 2.81 **Options:** 07, CG50, SW70, SK1, SK5
Features: 1, 2, 3, 4 **Control:** Pneumatic
Notes: NJ and KY In-Stock: -231 Icon Black

Fabric	List Price
A	140.00
B	148.00
C	156.00

F PROGRAM **200 lbs.**



NJ **SC66 Task Chair with Saddle Seat and Height Adjustable Soft Padded Arms**
Overall Size: 28W x 23.5D x 40H
Seat: 19.5W x 18D x 3T **Back:** 17.75W x 18H x 2.5T **Seat Range:** 18 -22.25
Arms to Floor: 25.5 **Carton Wt:** 36 **UPS Wt:** 37 **COM:** 1.75 yds
Carton: 25L x 23W x 13H **Cube:** 4.32 **Options:** CG50, SW70
Features: 1, 4, 5, 8, 9 **Control:** Locking Tilt
Notes: NJ In-Stock: -231

Fabric	List Price
A	335.00
B	356.00
C	380.00

F PROGRAM **200 lbs.**

◆ **Specialty Seating**



KCM1420 Ergonomically Designed Knee Chair with Casters and Memory Foam
Overall Size: 17W x 25.25D x 20.5H
Seat: 17W x 12.5D x 2.5T **Knee Pads:** 16.5W x 10.5D x 2.5T **Seat Range:** 20.5 -28
Arms to Floor: N/A **Carton Wt:** 20 **UPS Wt:** 20 **COM:** N/A
Carton: 26L x 19W x 8H **Cube:** 2.28 **Options:** N/A
Features: N/A **Control:** Manual
Notes:

Fabric	List Price
Coal	225.00

200 lbs.



KCM1425 Ergonomically Designed Knee Chair with 5 Star Base, Casters and Memory Foam
Overall Size: 17W x 22.25D x 22.5H
Seat: 17W x 13.75D x 3.5T **Knee Pad:** 16.5W x 12.5H x 3.25T
Seat Range: 18.5 -23 **Carton Wt:** 20 **UPS Wt:** 25 **COM:** N/A
Carton: 22L x 21W x 11H **Cube:** 2.94 **Options:** N/A
Features: 1, 4 **Control:** Pneumatic
Notes:

Fabric	List Price
Coal	265.00

200 lbs.



KCW773/KCW778 Ergonomically Designed Mahogany Finished Wood Knee Chair with Casters and Memory Foam
Overall Size: 17W x 31D x 25H
Seat: 17W x 12.25D x 2.5T **Knee Pad:** 18.25W x 10.5H x 2.5T **Seat Range:** 22 -25
Arms to Floor: N/A **Carton Wt:** 19 **UPS Wt:** 19 **COM:** N/A
Carton: 26L x 18W x 8H **Cube:** 2.16 **Options:** N/A
Features: N/A **Control:** Manual
Notes:

Fabric	List Price
KCW773 Coal/ Mahogany	298.00
KCW778 Coal/Esspresso	

200 lbs.




KY **DOR26 Dorado Office Chair with Fixed Padded Arms and Chrome Finish Base and Accents**
Overall Size: 17W x 31D x 37.75H
Seat: 17.5W x 16.5D **Back:** 16.75W x 18H x 1T **Seat Range:** 18 -22
Arms to Floor: 23.5 **Carton Wt:** 29 **UPS Wt:** 29 **COM:** N/A
Carton: 24L x 24W x 10H **Cube:** 3.33 **Options:** CG50, SW70
Features: 1, 4, 5, 8, 9 **Control:** Locking Tilt
Notes: KY In-Stock: -ES Espresso and -GY Grey

Fabric	List Price
-ES Espresso -BK Black -WH White -RD Red -GY Grey	318.00

***New Color**
200 lbs.


◆ **Executive Fabric and Bonded Leather Seating**




EX3301 Manager's Chair with Loop Arms
Overall Size: 22.5W x 25.5D x 38.25H
Seat: 20.5W x 20.75D x 4.25T **Back:** 20W x 17H x 3.5T **Seat Range:** 17.25 -21
Arms to Floor: 26.25 **Carton Wt:** 31 **UPS Wt:** 37 **COM:** 1.0 yds
Carton: 24L x 24W x 13H **Cube:** 4.33 **Options:** CG50, SW70
Features: 1, 4, 5, 8, 9 **Control:** Locking Tilt
Notes:

Fabric	List Price
A	240.00
B	255.00
C	272.00


F PROGRAM **200 lbs.**

	NJ EX3302 Matching Conference/Visitor's Chair to EX3301	Fabric	List Price
	<p>Overall Size: 21.75W x 25D x 34.5H Seat: 20.5W x 20.75D x 4.25T Back: 20W x 17H x 3.5T Seat Range: 18.25 Fixed Arms to Floor: 26.25 Carton Wt: 25 UPS Wt: 34 COM: 1.0 yds Carton: 27L x 23W x 11H Cube: 3.95 Options: N/A Features: N/A Control: N/A Notes: NJ In-Stock: -231</p>	A B C	200.00 215.00 230.00




	NJ EC3393 Bonded Leather Executive Chair	Fabric	List Price
	<p>Overall Size: 23W x 25D x 41.75H Seat: 19W x 19D x 3T Back: 19W x 23H x 3T Seat Range: 16.75 -20.5 Arms to Floor: 24 Carton Wt: 32 UPS Wt: 32 COM: N/A Carton: 25L x 24W x 11H Cube: 3.81 Options: CG50, SW70 Features: 1, 4, 5, 8, 9 Control: Locking Tilt Notes:</p>	Bonded Leather -EC3 Black	250.00


200 lbs.

	NJ EC22070 High Back Bonded Leather Executive Chair	Fabric	List Price
	<p>Overall Size: 26.5W x 27D x 45.5H Seat: 21W x 18.5D x 3T Back: 21W x 25.5H x 5T Seat Range: 17.5 -21.5 Arms to Floor: 25 Carton Wt: 38 UPS Wt: 49 COM: N/A Carton: 30L x 24W x 14H Cube: 5.83 Options: CG50, SW70 Features: 1, 4, 5, 8, 9 Control: Locking Tilt Notes:</p>	Bonded Leather -EC3 Black	325.00


200 lbs.

	NJ FL7480 High Back Faux Leather Executive Chair with Padded Arms	Fabric	List Price
	<p>Overall Size: 26W x 27.25D x 47.5H Seat: 20.25W x 19.5D x 4.5T Back: 20W x 26.25H x 4.5T Seat Range: 19 -22.75 Arms to Floor: 27 Carton Wt: 38 UPS Wt: 54 COM: N/A Carton: 28L x 26W x 15H Cube: 6.31 Options: CG50, SW70 Features: 1, 4, 5, 8, 9 Control: Locking Tilt Notes:</p>	Faux Leather -U6 Black	345.00

200 lbs.

	NJ FL7481 Mid Back Faux Leather Executive Chair with Padded Arms	Fabric	List Price
	<p>Overall Size: 26W x 27.25D x 43.5H Seat: 20.25W x 19.5D x 4.5T Back: 20W x 21H x 4T Seat Range: 19 -22.75 Arms to Floor: 27 Carton Wt: 38 UPS Wt: 44 COM: N/A Carton: 25L x 24W x 15H Cube: 5.20 Options: CG50, SW70 Features: 1, 4, 5, 8, 9 Control: Locking Tilt Notes:</p>	Faux Leather -U6 Black	312.00


200 lbs.

	NJ FL7485 Faux Leather Visitor's Chair with Padded Arms and Sled Base	Fabric	List Price
	<p>Overall Size: 26W x 26.75D x 41.5H Seat: 26W x 20D x 4.5T Back: 19.5W x 22.5H x 5T Seat Range: 19.75 Fixed Arms to Floor: 28 Carton Wt: 39 UPS Wt: 47 COM: N/A Carton: 27L x 22W x 16H Cube: 5.5 Options: N/A Features: N/A Control: N/A Notes:</p>	Faux Leather -U6 Black	296.00


200 lbs.

◆ Office Seating under "◆ General Warranty" are not intended for commercial use (40-hour work week)


■ NJ, KY or TX In Stock

	NJ ST235V-3 Chrome Finish Stool with Vinyl Seat and Back and Dual Wheel Carpet Casters	Fabric	List Price
	<p>Overall Size: 23W x 24D x 39.25H Seat: 16W x 16D x 4T Back: 16W x 10H x 3T Seat Range: 19.5 - 25 Arms to Floor: N/A Carton Wt: 19 UPS Wt: 25 COM: N/A Carton: 23L x 22W x 10H Cube: 2.93 Options: CG50, SW70 Features: 1, 4 Control: Pneumatic Height Notes: REPLACES ST245V NJ In-Stock: -3 Black Vinyl</p>	Black Vinyl Dillon	278.00 310.00

200 lbs.


	NJ ST428V-3 Chrome Finish Backless Stool with Vinyl Seat and Dual Wheel Carpet Casters	Fabric	List Price
	<p>Overall Size: 23W x 23D x 26.5H Seat: 16W x 16D x 4T Back: N/A Seat Range: 19.5 - 25 Arms to Floor: N/A Carton Wt: 18 UPS Wt: 21 COM: N/A Carton: 24L x 22W x 8H Cube: 2.44 Options: CG50, SW70 Features: 1, 4 Control: Pneumatic Height Notes: REPLACES ST418V NJ In-Stock: -3 Black Vinyl</p>	Black Vinyl Dillon	222.00 245.00

200 lbs.


	KY DC420V-3 Chrome Finish Ergonomic Drafting Chair with Teardrop Footrest, Casters and Glides Included	Fabric	List Price
	<p>Overall Size: 18W x 24.5D x 50H Seat: 18W x 18D x 3T Back: 15W x 12H x 1.5T Seat Range: 26 - 36 Arms to Floor: N/A Carton Wt: 31 UPS Wt: 31 COM: N/A Carton: 24L x 23W x 11H Cube: 3.51 Options: CG50, SW70 Features: 1, 4 Control: Pneumatic Height Notes: Teardrop Footrest is not Adjustable</p>	Black Vinyl	398.00

200 lbs.


Ventilated Seating

	NJ EM20700-F3 Screen Back Task Chair with Black Fabric Seat and Dual Wheel Carpet Casters	Fabric	List Price
	<p>Overall Size: 20.5W x 23.5D x 35-39.25H Seat: 19.25W x 18D x 3.5T Back: 17.75W x 17.5H Seat Range: 18 - 22.25 Arms to Floor: N/A Carton Wt: 24 UPS Wt: 28 COM: N/A Carton: 26L x 22W x 10H Cube: 3.3 Options: CG50, SW70 Features: 1, 4 Control: Pneumatic Seat Height Notes:</p>	-F3 Black Fabric Seat	182.00

200 lbs.

	NJ EM2910/EM2910V Task Chair with Screen Back and Dual Wheel Carpet Casters	Fabric	List Price
	<p>Overall Size: 18.5W x 22.25D x 40H Seat: 18.5W x 18D x 3T Back: 17.5W x 17H Seat Range: 17.75 -23 Arms to Floor: N/A Carton Wt: 24 UPS Wt: 31 COM: N/A Carton: 24L x 24W x 11H Cube: 3.67 Options: CG50, SW70 Features: 1, 3, 4 Control: Pneumatic Height Notes: KY In-Stock: EM2910V</p>	EM2910 -231 Icon Black EM2910V Black Vinyl	230.00

200 lbs.

	EM60927-3M Screen Back Task Chair with Dual Wheel Carpet Casters	Fabric	List Price
	<p>Overall Size: 25.25W x 21.75D x 36.5-40H Seat: 18.5W x 18.75D x 2.5T Back: 17.75W x 19H Seat Range: 17.5 -21.25 Arms to Floor: 24.5 Carton Wt: 23 UPS Wt: 25 COM: N/A Carton: 23L x 22W x 10H Cube: 2.92 Options: Features: 1, 4, 5, 8, 9 Control: Locking Tilt Control Notes: Black Nylon Base</p>	-3M Black	195.00

NEW

200 lbs.

◆ Office Seating under "◆ General Warranty" are not intended for commercial use (40-hour work week)

■ NJ, KY or TX In Stock

GREENGUARD Certified

CF CUSTOM • FABRIC PROGRAM

AVAILABLE FABRICS

custom fabric program | Choices in Fabric. Wherever chairs are identified with our CF graphic, you have hundreds of choices in fabric. Solids, patterns and textures. Simple and complex. Vinyls. Hospitality/healthcare-safe performance fabrics. Recycled selections. Choices for every environment. Many are IN STOCK. You can also choose C.O.M. (customer's own material). Digital representations of fabrics are available at www.officestart.net **Custom Fabrics require additional lead time.**


- | | | | |
|----------------|----------------|----------------|----------------|
| Grade A | Grade B | Grade C | Grade R |
| Linen | Castillo | Dot | Key Largo |
| Colored Mesh | Twilight | Tracery | Element |
| Dove • Dillon | Fine Tune | Couture | |
| Ridgecrest | City Park | | |
| Gavotte | FreeFlex® | | |
| Interlink | Transport | | |
| Icon • Diamond | Trinket | | |
| | Crave | | |



A grade fabric



new Linen



• **contents** 100% polyester • **surface abrasion** 70,000 double rubs (Wyzenbeek), 50,000 double rubs (Martindale) •
 • **lightfastness** 40 hours: dark colors, 3.5 hours: light colors Class 4 (AATCC Test Method 16E) •
 • **colorfastness** Wet - Class 3.5, Dry - Class 4 (AATCC Test Method 8) • **flammability** TB117-2013


*Due to differences in dye batches and variations in printing as well as viewing environments and uneven color fading there will be slight variations in color. Exact matching may not be possible.

unbeatable service




grade fabric **A**

Colored Mesh



• **contents** 100% polyester • **flammability** CAL117•

Dove



• **contents** 70% polyester, 30% cotton • **surface abrasion** 70,000 double rubs (Wyzenbeek), 35,000 double rubs (Martindale) •
 • **lightfastness** 40 hours, Class 4 (AATCC Test Method 16E) • **colorfastness** Wet - Class 4.5, Dry - Class 4 (AATCC Test Method 8) •
 • **flammability** Cal. 117, Section E, CS-191-53, Class 1 BIFMA FF1-78, NFPA 260-1989, UFAC, Class 1, B.S. 5852 Part 1: 1979 Ignition Source 0, Smoldering Cigarette

*Due to differences in dye batches and variations in printing as well as viewing environments and uneven color fading there will be slight variations in color. Exact matching may not be possible.

Dillon Antimicrobial



Promotes clean, safe environments with industry-leading Silver Ion Technology that kills and inhibits bacterial growth by 99.9% for continuous protection against microbes, pathogens and more. Easy-clean with water or solvent-based cleaners. Disinfects with 5:1 water/bleach solution. PVC free. Phthalate and lead compliant. Heavy-duty 200,000 double-rub abrasion resistance.



contents 100% polyurethane face; 70% polyester, 30% cotton back • surface abrasion 200,000 double rubs • light fastness Class 4
color fastness Class 4 • flammability CA TB #117-2013; UFAC Class 1; NFPA 260 Class 1; MVSS 302; IMO A.652(16) 8.2


Ridgecrest



contents 100% polyester • surface abrasion exceeds 100,000 cycles (Wyzenbeek-#10 cotton duck abradant) • backing acrylic
break strength WARP 80 lbs, WEFT 68 lbs (ASTMD4034) • seam slippage WARP 84 lbs, WEFT 72 lbs (ASTMD4034)
light fastness class 4/40 hrs min (AATCC16A) • color fastness Class 4 (ASTM D3597, AATC 8) Wet, Class 5 (ASTM D3597, AATCC 8) Dry • flammability CA Tech Bull. 117, Section E (CS-191-153) UFAC Class 1

*Due to differences in dye batches and variations in printing as well as viewing environments and uneven color fading there will be slight variations in color. Exact matching may not be possible.

Gavotte



contents 100% polyester • surface abrasion 30,000 cycles (cotton duck)
break strength warp 96 lbs, fill 99 lbs • flammability CA Tech Bull. 117, Section E • treatments N/A

Interlink



contents 100% Olefin backing: latex • surface abrasion 30,000+ double rubs • break strength warp 100 lbs, fill 125 lbs
flammability CA Tech Bull. 117, Section E UFAC Class 1 BIFMA, Class 1 • treatments BLOCKaide™ a soil and stain repellent finish


*Due to differences in dye batches and variations in printing as well as viewing environments and uneven color fading there will be slight variations in color. Exact matching may not be possible.

unmatched selection

Icon



-225 | Navy



-226 | Grey



-227 | Burgundy



-231 | Black




-232 | Taupe

contents 100% polyester • **surface abrasion** 400,000 double rubs (Wyzenbeek ASTM-D-4157)
break strength warp 150 lbs, fill 88 lbs • **flammability** CA Tech Bull. 117, Section E BIFMA FF-1-78 NFPA 260-1989 UFAC, Class 1
treatments ASR2000™ a soil and stain repellent finish

Diamond



-296 | Blue Galaxy



-294 | Gold Dust



-295 | Shale



-297 | Jet



-298 | Wine

contents 100% polyester • **surface abrasion** 50,000 double rubs • **break strength** warp 300 lbs, fill 300 lbs
flammability CA Tech Bull. 117, Section E UFAC Class 1 NFPA 260 • **treatments** N/A

*Due to differences in dye batches and variations in printing as well as viewing environments and uneven color fading there will be slight variations in color. Exact matching may not be possible.

unbeatable service

healthcare

Castillo Antimicrobial

Castillo is an i-clean™ fabric, engineered for extreme comfort, durability and ease of maintenance. Utilizing nano-based technology, spills bead up and sit on the surface until wiped away. This superior moisture & stain resistance helps keep furniture looking new. 200K double rubs. Cleans with water or solvent-based cleaners. Disinfects with 5:1 water/bleach solution.



-K001 | Buff



-K002 | Honeydew



-K003 | Breezy



-K004 | Cream



-K005 | Java



-K006 | Metal



-K007 | Batik

contents 100% polyurethane face; 87% polyester, 13% cotton back
surface abrasion 200,000 double rubs • **light fastness** Class 4 • **color fastness** Class 4
flammability CA TB #117-2013; UFAC Class 1; NFPA 260 Class 1; MVSS 302; IMO A.652(16) 8.2

Twilight



-K008 | Cotton



-K009 | Sky



-K010 | Lily Pad



-K011 | Cocoa



-K012 | Brass



-K013 | Cherry




-K014 | Angora

contents 67% polyester, 33% nylon • **surface abrasion** 50,000 double rubs min. cotton duck • **backing** SBR backcoating • **break strength** 175 lbf min. warp & 130 lbf min fill • **flammability** CA Tech Bull. 117, Sec. E, NFPA 260/UFAC Fabric Classification Class 1 • **treatments** BLOCKaide® • **seam slippage** 55 lbf min. warp and 40 lbf min. fill • **tear** 10 lbf. warp and fill • **pilling resistance** Class 4 min. • **color fastness to light** grade 4 min. at 40 hrs

*Due to differences in dye batches and variations in printing as well as viewing environments and uneven color fading there will be slight variations in color. Exact matching may not be possible.

Fine Tune



contents 100% polyester • surface abrasion 40,000 double rubs
break strength WARP 80 lbs, Fill 65 lbs • flammability CA Tech Bull. 117, Section E UFAC Class 1 NFPA 260 • treatments N/A

City Park




contents 100% polyester • surface abrasion 50,000 double rubs • break strength warp 90 lbs, fill 76 lbs
flammability CA Tech Bull. 117, Section E UFAC Class 1 NFPA 260 • treatments N/A

*Due to differences in dye batches and variations in printing as well as viewing environments and uneven color fading there will be slight variations in color. Exact matching may not be possible.


FreeFlex® Fabric | "Comfort You Remember"

Introducing an innovative free-flex upholstery cover providing unmatched comfort. Featuring multi-directional stretching, this 100% polyester material form-fits cushions while allowing the foam to flex more than other upholstery materials. With this heightened stretch-and-return capability, FreeFlex® also contours to an individual's shape and weight for truly individualized comfort. There's no sacrifice in durability; FreeFlex® passes 70K double rubs in Wyzenbeek abrasion resistance testing.



contents 100% polyester • surface abrasion 70,000 double rubs (Wyzenbeek ASTM D4157) • lightfastness 20 hours, Class 4.5 (AATCC Test Method 16E) • colorfastness Wet - Class 4.5, Dry - Class 4.5 (AATCC Test Method 8) • flammability CA Tech Bull. 117, Section E

Transport



contents 58% polypropylene / 42% recycled polyester • surface abrasion 30,000 double rubs
break strength Warp 125 lbs. Fill 150 lbs. • flammability CA Tech. Bull 117, Section E UFAC Class 1, NFPA 260 Class 1 • treatments BLOCKAide™ a soil and stain repellent finish

*Due to differences in dye batches and variations in printing as well as viewing environments and uneven color fading there will be slight variations in color. Exact matching may not be possible.

B | grade fabric

unmatched selection

Trinket



-74 | Cabernet -75 | Charcoal Onyx -78 | Cadet -80 | Ebony

contents Face: 58% polyester / 42% acrylic Backing: 100% acrylic • **surface abrasion** heavy duty 45,000 cycles
break strength Warp 73 lbs. Fill 50 lbs. • **flammability** CA 191-53 Tech. Bull 117, Section E UFAC Class 1
treatments Teflon™ fabric protector only by DuPont® (Teflon™ is a registered trademark of DuPont®. Only DuPont® makes Teflon™)

Crave



-363 | Black Triangle


contents 65% cotton / 35% polyester • **surface abrasion** 30,000 double rubs • **break strength** Warp 50 lbs. Fill 50 lbs. • **flammability** BIFMA X5.7 CA Tech. Bull 117, Section E • **treatments** stain repellent Superclear .5 oz.

C | grade fabric

NEW Dot Antimicrobial

healthcare

Dot is an i-clean™ fabric, engineered for extreme comfort, durability and ease of maintenance. Utilizing nano-based technology, spills bead up and sit on the surface until wiped away. This superior moisture & stain resistance helps keep furniture looking new. Cleans with water or solvent-based cleaners. Disinfects with 5:1 water/bleach solution. Heavy-duty abrasion resistance.



-K057 | Batik -K058 | Black -K059 | Fawn



-K060 | Grey -K061 | River

contents 100% polyurethane face; 85% polyester, 15% cotton back
surface abrasion 200,000 double rubs • **light fastness** Class 4 • **color fastness** Class 4
flammability CA TB #117-2013; UFAC Class 1; NFPA 260 Class 1; MVSS 302

*Due to differences in dye batches and variations in printing as well as viewing environments and uneven color fading there will be slight variations in color. Exact matching may not be possible.

grade fabric | C

unbeatable service


*recommended for lounge seating Tracery



-K026 | Persimmon -K021 | Khaki -K022 | Chestnut -K023 | Taupe
 -K024 | Azure -K025 | Golden

contents 100% recycled polyester • **surface abrasion** 75,000 double rubs min. cotton duck • **backing** acrylic • **tear** 10 lbf. warp and fill • **break strength** 175 lbf min. warp & 100 lbf min fill • **flammability** CA Tech Bull. 117, Sec. E, NFPA 260/UFAC Fabric Classification Class 1 • **treatments** BLOCKaide®
seam slippage 60 lbf min. warp and fill • **tear** 10 lbf. warp and fill • **pilling resistance** Class 4 min. • **color fastness to light** grade 4 min. at 40 hrs

Couture



-K055 | Thread -K054 | Thimble -K053 | Basting

-K052 | Tailor -K056 | Seam

contents 57% post-consumer recycled polyester, 25% pre-consumer recycled polyester, 18% polyester • **weight** 9.2±1.0 oz./lin. yd. • **width** 54" min. useable • **repeat** 14.5" vertical, 14" horizontal • **backing** acrylic backcoating • **treatment** stain repellent • **breaking strength** 115lbf min. warp and 85 lbf min. fill • **tear** 25 lbf warp and 30 lbf min. fill • **seam slippage** 55 lbf warp and 60 lbf fill • **pilling resistance** class 5 • **colorfastness to light** grade 4 min. at 40 hrs • **colorfastness to crocking** grade 4 min. dry & grade 3 min. wet • **wyzenbeek abrasion resistance** 100,000 double rubs cotton duck
flammability CA Tech Bull. 117-2013, Sec. 1, NFPA 260/UFAC Fabric Classification Class 1, ASTM E84

*Due to differences in dye batches and variations in printing as well as viewing environments and uneven color fading there will be slight variations in color. Exact matching may not be possible.

Key Largo Antimicrobial



Engineered for maximum performance in the most extreme healthcare environments. Features Resilience SR finish that inhibits bacterial growth as well as fungus, mold, mildew and spores for a more hygienic environment. Passes 250,000 double-rub abrasion testing. GREENGUARD certified.



contents 100% PVC vinyl • **surface abrasion** passes 250,000 double rubs • **backing** 100% brushed polyester knit • **break strength** min warp 79, fill 56 • **flammability** passes NFPA 260 (equiv. to UFAC), Class 1, Cal. 117, Sec. E, ASTM E84 Class 2 or B (adhered), BIFMA, FMVSS 302, IMO A.652 (16) 8.2 & 8.3, may comply with Cal. Tech. Bull. 133 when combined with appropriate components • **pilling resistance** Class N/A • **color fastness to light** 1000 hrs



Recycled Fabric 100% Recycled. Wherever chairs are identified with our CF graphic, you can select 100% recycled polyester fabrics from our Cosmopolitan, Champagne, and Elements collections. All surpass 100,000 double-rub durability testing as well as CAL 117, NFPA 260 and UFAC Class 1 flammability standards, so you can protect your immediate environment as well as our planet. That's big-picture thinking. See your choices at www.officestart.net/fabrics

Element



contents 100% recycled polyester • **surface abrasion** 130,000+ double rubs • **break strength** min warp 100 lbs, min fill 100 lbs • **flammability** CA Tech Bull. 117, Section E UFAC Class 1 NFPA 260 Class 1 • **treatments** N/A

Faux Leather



contents 60% Elastane Fiber and 40% Segmented Polyurethane • **flammability** CA Tech Bull. 117

Woven


Applicable to: MST Series



contents 46% polyester, 18% viscose, 36% cotton • **surface abrasion** over 50000 cycles • **break strength** min warp 190 lbs, weft 120 lbs • **flammability** CA Tech Bull. 117 • **treatments** niddle punch+coating • **seam slippage** warp 25 lbs, weft 32 lbs • **pilling resistance** Class 4 • **color fastness to light** grade 4 at 20 hrs

Mid-Century Solids

Applicable to: CPR51, MAE, PAC Fabric Series and RHD51



contents 100% polyester • **surface abrasion** warp & weft over 30,000 cycles (ASTM-D-4157) • **break strength** warp and weft over 50 lbs. (ASTM D5034) • **flammability** CA Tech Bull. 117-2013 • **seam slippage** over 50 lbs (ASTMD 1683) • **pilling resistance** no yarn rupture @300 cycles (ASTM D3514) • **color fastness to light** dry crocking 4.5, wet crocking 4 (AATC 116) • **color to light** grade 4 at 20 hours

Milford

Applicable to: WD483



contents 100% polyester • **surface abrasion** 45000 rubs • **flammability** CA TB117-2013 • **seam slippage** over 50 lbs. • **break strength** warp and weft over 50 lbs. • **color fastness to crocking** dry 4 class, wet 4 class • **fastness to light** 4 at 20 hours

Idea

Applicable to: CHA51



contents 100% polyester • **abrasion** over 15000 rubs • **flammability** CA Tech Bull. 117 -2013 • **seam slippage** over 70 lbs. • **color fastness to crocking** dry 4 class, wet 4class • **fastness to light** 4 at 20 hours • **pilling resistance** 4 class


**Swatches on this page are offered on finished goods only and not part of the custom fabric program

In-Stock fabrics**

unmatched selection

Linen

Applicable to: ETN & ATH Series



-L37 | Blue Denim -L38 | Linen

contents 100% polyester • **surface abrasion** 40,000 rubs • **break strength** 140 lbs warp, 170 lbs fill • **flammability** CA Tech Bull. 117 • **seam slippage** warp 50 lbs, weft 45 lbs • **pilling resistance** Class 4 • **color fastness to light** grade 4 at 40 hrs

Deluxe Faux Leather

Applicable to: ETN Series




-PD22 | Cranberry -PD24 | Cocoa -PD26 | Pewter


contents 40% polyurethane, 60% TC fabric • **surface abrasion** 2,000 double rubs • **break strength** min warp 50 lbs, min fill 50 lbs • **flammability** CA Tech Bull. 117 • **seam slippage** warp 45 lbs, weft 45 lbs • **color fastness to light** grade 4 at 20 hrs

Solid Colors

Applicable to: DVS51, SHE and ATH



-K12 Otter -K14 Azure



-K21 Sea -K26 Charcoal

contents 100% polyester • **surface abrasion** over 50,000 cycles • **break strength** min warp 280 lbs, weft 180 lbs • **flammability** CA Tech Bull. 117 • **treatments** knitted fabric backing • **seam slippage** warp 41 lbs, weft 46 lbs • **pilling resistance** Class 5 • **color fastness to light** grade 4 at 20 hrs

Applicable to: DVS51, ATH, SHE & WVN Series



-L32 Linen

contents 80% polyester, 20% linen • **surface abrasion** over 25,000 cycles • **break strength** min warp 250 lbs, weft 150 lbs • **flammability** CA Tech Bull. 117 • **seam slippage** warp 35 lbs, weft 45 lbs • **pilling resistance** Class 4 • **color fastness to light** grade 4 at 40 hrs

Velvets

Applicable to: WVN Series



-V14 Azure Velvet



-V17 Otter Velvet

contents 100% polyester • **surface abrasion** 40,000 double rubs (cotton duck) • **break strength** min warp 200 lbs, min fill 250 lbs • **flammability** CA Tech Bull. 117 • **seam slippage** warp 45 lbs, weft 35 lbs • **pilling resistance** Class 4 • **color fastness to light** grade 4 at 40 hrs

General Information

Receiving Instructions:

If shipment is received damaged, note damage on freight bill at time of acceptance and file claim for appropriate damages from the carrier. Be certain to also inspect for proper quantity of pallets/cartons and visible damage to cartons that may be evidence of concealed damage -- be certain all notations are made on original freight bill prior to signing. Concealed damage must be reported to the transportation company, in writing, within 15 days from the date of delivery. **Therefore, open all cartons and inspect product immediately upon receipt.** All damaged merchandise claims must be filed directly with the delivering carrier.

Terms of Sale: Net 30 days to firms who have established satisfactory credit; otherwise, payment in advance will be required. Past due accounts are subject to a finance charge of 1 1/2 % per month or 18% per annum.

Shipping Information: F. O. B. FACTORY

TITLE OF GOODS passes to purchaser and our responsibility ceases when shipment is accepted for transportation by any carrier from our factory. Carrier routing will be established by our Traffic Department if not indicated on purchaser's order. All shipments will be on a COLLECT basis unless otherwise instructed on order. If shipment is received damaged, note damage on carrier freight bill at time of acceptance and file claim for appropriate damages from the carrier. Concealed damage must be reported to the transportation company within 15 days from the date of delivery. All damaged merchandise claims must be filed directly with the delivering carrier.

Returned Goods: Returned merchandise will not be accepted unless authorized in writing prior to return; ship freight prepaid, in original carton, and if applicable, will be subject to a restocking charge of 20%.

C.O.M. FABRIC: Customers own material. Cost: "B" grade pricing. Fabric shipped pre-paid to Office Star® Products. Customers own material is not warranted. C.O.M. Form must accompany fabric or order.

Note: COM orders are custom, and therefore, not subject to return.

Order Changes and Cancellations: Due to expedited shipping schedules, Office Star® Products must limit customer changes and cancellations. A restocking charge of 20% will be invoiced for any product cancelled or changed after production has begun. Production normally begins 72 hours after receipt of order.

SPECIFICATIONS ARE SUBJECT TO CHANGE DUE TO MANUFACTURING IMPROVEMENTS. ALL MODELS SHIP RTA (READY-TO-ASSEMBLE) UNLESS OTHERWISE NOTED. ALL MEASUREMENTS AND WEIGHTS ARE NOMINAL UPS WEIGHT IS THE DIMENSIONAL BILLING WEIGHT FOR UPS SHIPPING

TO MAKE A WARRANTY CLAIM

Contact Parts Department via E-mail parts@officestar.net, by Fax 1-909-930-5629, or toll free parts number 1-800-950-7262, Monday through Friday 8:00 a.m. - 5:00 p.m. Pacific Time. Provide model number and description of the problem and obtain confirmation number. At its option, Office Star® Products will:

- Supply compatible components of current manufacture.
- Repair the customer's component.

It is the customer's responsibility to prepay freight on any components returned to the factory. Return freight on components covered by warranty will be paid by Office Star® Products.

Care and Cleaning:

- Vacuum or brush fabrics at least once a week. Protect from glaring sunlight.
- Use a damp cloth to clean other surface areas.
- Check screws for tightness, clean and lubricate moving parts such as chair controls and casters every three months.

Please Note:

Due to differences in dye batches and variations in printing as well as viewing environments and uneven color fading, there will be slight variations in color. Exact matching may not be possible.

OSP® Furniture veneer casegoods are to be cleaned with a solution of 9 parts water and 1 part rubbing alcohol. Laminate casegoods can be cleaned with the same solution of 9 parts water and 1 part rubbing alcohol or a non-abrasive cleaner, such as Windex. Always use a clean, non-abrasive, soft cloth.

Natural Wood is made up of millions of cells relying on absorption of pigments and dyes. The absorption rate and capacity of absorption is affected by numerous factors. While each manufacturer has its own processes and wood types and although they may call their finishes by the same name, all natural wood products are subject to variations in shade and product from different manufacturer's and may not exactly match with each other (i.e. Cherry, Mahogany, etc.).

Care and Cleaning of Leather and Vinyl Surfaces:

Many of our products feature leather and vinyl materials that may require some maintenance. For cleaning, we recommend cleaners and conditioners that are made for leather and vinyl surfaces (EX: "Rejuvenate" or similar products). Begin with a spot test on a small, discreet area to ensure the cleaner will not damage or discolor the upholstery. Once proven safe, apply the cleaner and gently scrub the surface with a microfiber cloth. After thoroughly washing the fabric, spray the conditioner and use the cloth to buff and rehydrate the coat for a pristine appearance.

*Due to differences in dye batches and variations in printing as well as viewing environments and uneven color fading there will be slight variations in color. Exact matching may not be possible.



Limited Product Warranty

Systems

- Lifetime on metal, plastic and wood component parts
- 5 years on electrical, lighting, laminate worksurfaces and moving parts
- 3 years on fabric

Casegoods

- 10 years against failure due to materials and workmanship
- Laminate finishes = 5 years
- Veneer finishes = 3 years
- Ascend II Electric Height Adjustable = 5 years
- Ascend II Monitor Arms = 3 years
- PHAT Tables Pneumatic Height Adjustable = 3 years
- Desk Risers warranted 1 year
- Electrical/USB Power Stations (EXPPOW1, TUXPOW1) are warranted for a period of 1 year

DesignLab

- Gaming desks and chairs = 3 years
- Upholstery is not warranted against routine scratching and scuffing

Grain, color and finishes

Variation of grain and color are natural, inherent characteristics of wood, a living material. This variation is part of the beauty of real wood and anticipated in wood furnishings. Therefore, OSP® Furniture is not warranted to match in grain or color or texture. It is a natural phenomenon for wood grain to change in color as it ages, and wood finishes are not warranted for color-fastness.

Warranty Exclusions

All warranties are limited to the original purchaser for normal commercial usage defined as a standard forty hour work week by persons weighing 250 lbs. or less. This warranty will not cover labor, freight, or damage from misuse, abuse, negligence, alteration, assembly, installation, attachments, accident, vandalism, acts of nature or any other event beyond the control of Office Star® Products. The warranty does not cover cosmetic damage that may result from normal use. Liability for incidental or consequential damage is excluded. The user assumes all risk of injury resulting from use of this product. When usage is more than 40 hours per week, a five year warranty on all parts applies.

This warranty applies only to products purchased through authorized OSP® Furniture dealers and products sold within the United States of America and the Commonwealth of Canada. This warranty does not apply to products used for rental purposes.

This warranty gives you specific legal rights, and you may also have other rights which vary from state to state.

It is the customer's responsibility to prepay freight on any components returned to the factory.

Return freight on components covered by warranty will be paid by Office Star® Products.

***** CUSTOMERS RECEIVING INSTRUCTIONS *****

INSPECT ON ARRIVAL This product has been inspected and packaged with durable internal packing and external corrugated. Responsibility for safe delivery was assumed by the carrier at time of shipment. CLAIMS FOR LOSS OR DAMAGE TO THE CONTENTS SHOULD THEREFORE BE MADE UPON THE CARRIER AS BELOW.

QUANTITY OF PIECES Check quantity of pallets/cartons received versus freight bill. Sign only for items received. NOTE ANY DISCREPANCIES ON THE FREIGHT BILL AND REQUEST A CLAIM FORM FROM THE CARRIER IMMEDIATELY.

VISIBLE DAMAGE Any external evidence of damage MUST BE NOTED ON THE FREIGHT BILL OF LADING AND SIGNED BY THE TRUCK DRIVER. Failure to adequately describe external damage may result in carrier's refusal to honor a damage claim. The form to submit a claim for the damage will be supplied by the carrier.

CONCEALED DAMAGE OR LOSS Concealed damage or loss is that which becomes apparent only after unpacking the merchandise. The merchandise may be damaged in transit due to rough and/or excessive handling even though carton may not show external damage. OPEN ALL CARTONS ALL MERCHANDISE IMMEDIATELY. If damage is discovered upon unpacking, REPORT THE DAMAGE, IN WRITING, TO THE CARRIER WITHIN 14 DAYS OF THE DELIVERY DATE AND REQUEST AN INSPECTION REPORT. Cartons and all packing must be held for inspection by carrier. Then, file a claim with the carrier as this damage or loss is the responsibility of the carrier.

Metal Filing/Pedestals/Storage

- Limited lifetime warranty against failure due to materials and workmanship

Office Seating

- Lifetime on component Parts including pneumatic cylinder, control mechanism, base and casters.
- 3 years on upholstery fabric and foam against wear and deterioration.
- Leather is not warranted against routine scratching and scuffing, as leather is subject to minor blemishes in use.

Reception/Lounge Seating, Wood Guest & Active Seating

- 5 yrs structural integrity of frame • 3 yrs on seating wood finishes
- 3 years on upholstery fabric and Foam against wear and deterioration (except leather)
- Leather is not warranted against routine scratching and scuffing, as leather is subject to minor blemishes in use. Minor variations in color, texture and grain are a natural part of leather hides, and therefore, are not covered by this warranty.
- C.O.M. Fabrics are not warranted by Office Star® Products



solutions for every atmosphere®

SPACE® LIMITED WARRANTY

Space chairs are warranted from the date of purchase against failure due to material and workmanship as follows:

- Lifetime on component Parts Including pneumatic cylinder, control mechanism, base and casters.
- 3 Years on upholstery fabric, arm pads and foam against wear and deterioration
- Leather is not warranted against routine scratching and scuffing, as leather is subject to minor blemishes in use

All warranties are limited to the original purchaser for normal commercial usage defined as a standard forty hour work week by persons weighing 275 lbs. or less. The 63-37A773HM, 63-E37A773HL, 75-7A773, 75-37A773, 75-47A773 and 839-11B35WA are for persons weighing 400 lbs. or less, the 818 & select 829's with self-adjusting mechanism are 300 lbs. or less and the 15-37A720D is 325 lbs. or less. This warranty will not cover labor, freight or damage from misuse, abuse, negligence, alteration, accident, vandalism, rusting, acts of nature or any other event beyond the control of Office Star® Products. The warranty does not cover cosmetic damage that may result from normal use. Liability for incidental or consequential damages is excluded. The user assumes all risk of injury resulting from use of this product. When usage is more than 40 hours per week, a five year warranty on all parts applies. This warranty gives you specific legal rights, and you may also have other rights which vary from state to state.

All Space chairs meet or exceed ANSI BIFMA standards.

It is the customer's responsibility to prepay freight on any components returned to the factory.

Return freight on components covered by warranty will be paid by Office Star Products.



PRO·LINE II® LIMITED WARRANTY

Pro·Line II® chairs are warranted from the date of purchase against failure due to material and workmanship as follows:

- Lifetime on component parts including pneumatic cylinder, control mechanism, base and casters.
- 3 Years on upholstery fabric and foam against wear and deterioration.
- Leather is not warranted against routine scratching and scuffing, as leather is subject to minor blemishes in use.

Elite chairs (54666) are warranted from the date of purchase against failure due to material and workmanship as follows:

- 5 Years on component parts including pneumatic cylinder, control mechanism, base and casters.
- 2 Years on upholstery fabric and foam against wear and deterioration.

Pro·Line II® Desks are warranted from the date of purchase against failure due to material and workmanship as follows:

- Prado Collection = 5 years
- Prado Power/USB Stations (PRDPOW1) = 1 year
- Horizon Desking = 3 years
- Height Adjustable Tables (HAT) and PHT Tables = 3 years
- Height Adjustable Manual Desk Riser (PRD3529) = 1 year

Grain, color and finishes

Variation of grain and color are natural, inherent characteristics of wood, a living material. This variation is part of the beauty of real wood and anticipated in wood veneer furnishings. Therefore, Pro·Line II® furniture is not warranted to match in grain or color or texture. It is a natural phenomenon for wood grain to change in color as it ages, and wood finishes are not warranted for colorfastness.

All warranties are limited to the original purchaser for normal commercial usage defined as a standard forty hour work week by persons weighing 275 lbs. or less. The 54666 is for persons weighing 300 lbs. or less. The 39200, 39202, 81308, 81608, 69220C, 69226-EC3 and 69227-3M are for persons weighing 400 lbs. or less. This warranty will not cover labor, freight or damage from misuse, abuse, negligence, alteration, accident, vandalism, rusting, acts of nature or any other event beyond the control of Office Star® Products. The warranty does not cover cosmetic damage that may result from normal use. Liability for incidental or consequential damages is excluded. The user assumes all risk of injury resulting from use of this product. When usage is more than 40 hours per week, a five year warranty on all parts applies. This warranty gives you specific legal rights, and you may also have other rights which vary from state to state.

All Pro·Line II® chairs meet or exceed ANSI BIFMA standards.



WORK SMART® LIMITED WARRANTY

Work Smart® chairs are warranted from the date of purchase against failure due to material and workmanship as follows:

- 15 Years on all non-moving metal parts.
- 5 Years on component parts including control mechanisms, pneumatic cylinders, wood, plastic parts, base and casters.
- 3 Years on upholstery fabric and foam against wear and deterioration.
- Leather is not warranted against routine scratching and scuffing, as leather is subject to minor blemishes in use.

Office Star® Reception Tables are warranted from the date of purchase against failure due to material and workmanship as follows:

- 5 Years on structural integrity.
- 3 Years on wood finishes.

Office Star® Reception Seating is warranted from the date of purchase against failure due to material and workmanship as follows:

- 5 Years on Structural integrity of frame.
- 3 Years on wood finishes.
- 1 Year on upholstery fabric and foam against wear and deterioration.
- Leather is not warranted against scratching and scuffing, as leather is subject to minor blemishes in use. Minor variations in color, texture and grain are a natural part of leather hides, and therefore are not covered by this warranty.

Breakroom Collection:

- 15 Years on all non-moving metal parts.
- Designed for indoor use only

All warranties are limited to the original purchaser for normal commercial usage defined as a standard forty hour work week by persons weighing 275 lbs. or less. The BC9601 is for persons weighing 300 lbs. or less. The BC9602 is for persons weighing 400 lbs. or less. The BC9603 is for persons weighing 500 lbs. or less. EX1098, EC1283C & ECH12801 are for persons weighing 350 lbs. or less. This warranty will not cover labor, freight or damage from misuse, abuse, negligence, alteration, accident, vandalism, rusting, acts of nature or any other event beyond the control of Office Star® Products. The warranty does not cover cosmetic damage that may result from normal use. Liability for incidental or consequential damages is excluded. The user assumes all risk of injury resulting from use of this product. When usage is more than 40 hours per week, a two year warranty on all parts applies. This warranty gives you specific legal rights, and you may also have other rights which vary from state to state.

All Work Smart® chairs are built to meet or exceed ANSI BIFMA standards.

◆ GENERAL CHAIR WARRANTY

Office Star General chairs are warranted from the date of purchase against failure due to material and workmanship as follows:

- 2 Years on all non-moving metal parts.
- 1 Year on component parts including control mechanisms, pneumatic cylinders, wood, plastic parts, base and casters.
- 1 Year on upholstery fabric and foam against wear and deterioration.
- We cannot warrant leather against routine scratching and scuffing, as all leather is subject to minor blemishes in use.

All warranties are limited to the original purchaser for normal residential usage by persons weighing 200 lbs. or less. This warranty will not cover labor, freight or damage from misuse, abuse, negligence, alteration, accident, vandalism, rusting, acts of nature or any other event beyond the control of Office Star® Products. The warranty does not cover cosmetic damage that may result from normal use. Liability for incidental or consequential damages is excluded. The user assumes all risk of injury resulting from use of this product. This warranty gives you specific legal rights, and you may also have other rights which vary from state to state.


Office Seating under “◆ General Warranty” are not intended for commercial use (40-hour work week).

It is the customer’s responsibility to prepay freight on any components returned to the factory. Return freight on components covered by warranty will be paid by Office Star® Products.

MULTI PURPOSE TABLE AND CHAIR LIMITED WARRANTY

Office Star® Products Warrants, to the original purchaser, all “Work Smart® Series Multi Purpose Tables and Chairs” to be free from defects in material and workmanship for a period of ten years. This warranty will not cover labor, freight or damage from misuse, abuse, negligence, alteration, accident, vandalism, rusting, acts of nature or any other event beyond the control of Office Star® Products. This warranty does not cover cosmetic damage that may result from normal use. Liability for incidental or consequential damages is excluded. The user assumes all risk of injury resulting from use of this product. All Table Warranties are limited to 350 lbs. of distributed weight over the entire table top surface. All chair warranties are limited to normal usage by persons weighing 200 lbs. or less. This warranty gives you specific legal rights, and you may also have other rights which vary from state to state.

There are many features to consider when selecting the perfect chair to suit your needs. The following symbols will help you chose the product enhancements that are right for you. These symbols are referenced throughout this catalog to help you quickly identify each chair’s features. The descriptions of the features shown are meant to be general explanations. The actual functions of the features may vary slightly.




1 Pneumatic Seat Height Adjustment Allows quick and easy adjustment regulates height of chair relative to floor.




2 Back Height Adjustment Allows positioning of lumbar support within a fixed range to alleviate back stress.



3 Seat Depth Adjustment Positions chair back relative to seat to reduce pressure on the buttocks and thighs for both taller and shorter users.



4 360° Swivel Chair rotates a full 360° in either direction for ease of motion. Standard on every executive and task chair.



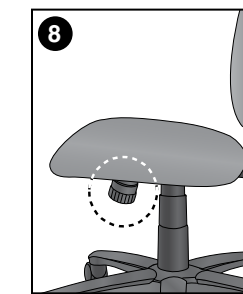
5 Tilt Pivot point located directly above center of chair base (white dot indicates pivot point).



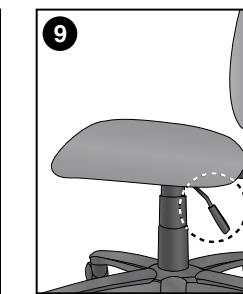
6 Mid-Pivot Knee Tilt Pivot point located slightly ahead of center of gravity (white dot indicates pivot point). Allows user to recline at a slightly more relaxed angle than conventional center tilt.



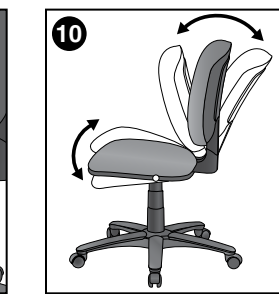
7 2-to-1 Synchro Tilt Back reclines at 2-to-1 ratio to seat angle. Allows user to recline while keeping seat cushion relatively level to floor.




8 Tilt Tension Controls rate and ease with which chair reclines for different weights and strengths of users.



9 Tilt Lock Locks out tilt function when chair is in upright position.



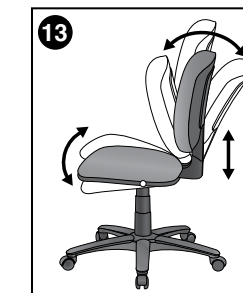
10 Multi-Task Control Adjusts seat and back angles with a single lever (infinite locking within a fixed range), reducing fatigue in back and thighs.




11 Dual Function Two levers modify:
• Angle of back relative to seat
• Forward tilt (for keyboard-intensive applications).




12 Flex Back Back tilts with pressure. Allows user to recline while keeping seat cushion level to floor. Includes Flex tension Adjustment



13 Multi-Function Three levers to modify angle of back relative to the seat, control tilt and forward tilt for keyboard intensive activities. Tilt is free float or locking within a fixed range. This control may also have ratchet back height adjustments.



14 Auto Adjusting Synchro Tilt This self adjusting control uses your weight to balance the force needed to recline the back. Back tilt is controlled by a single lever which will lock in 5 positions. When tilting the seat tilts at a 4-to-1 ratio to the back.



15 Seat Slider Allows adjustment of seat to move forward and back to its original position.

Due to changing costs not within our control, which include but are not limited to import tariffs, government mandated costs both domestically and from factory country of origin, costs of raw materials, costs of transportation, and manufacturing costs, while providing a 30 day notice, Office Star® Products reserves the right to change prices accordingly.



CORPORATE OFFICE & WAREHOUSE

P. O. Box 3520, Ontario, CA 91761 | p. 909.930.2000 | p. 800.950.7262 | f. 909.930.5349

NEW JERSEY DISTRIBUTION CENTER

1 Oxford Drive, Moonachie, NJ 07074
p. 201.393.0900 | p. 800.872.3375
f. 201.393.0955

KENTUCKY DISTRIBUTION CENTER

5100 Jeff Commerce Drive, Suite102
Louisville, KY 40219
p. 909.930.5924 | f. 909.930.9594

TEXAS DISTRIBUTION CENTER

3955 Interstate 30
Grand Prairie, TX 75050
p. 909.930.2000 | f. 909.930.5419