

# Systems *IN STOCK*



**Proven  
Professional  
Performance**





SISTYP201-S1W

## Flexible solutions, elegant offices and long term value


**Systems** *IN STOCK* is a unique panel system with sleek, rectilinear design in modern colors. It is a full-feature system with new flush base built to stringent industry standards. Because it is *IN STOCK* for immediate availability, we selected neutral Metallic Silver & Gloss White finishes, complementing Drift, a versatile grey/beige fabric. Ensuring long-lasting value, components are constructed with steel and extruded aluminum, allowing re-use and recycling as needs change. Powdercoat finishes enhance durability. Limited lifetime warranty.




## Sit-Stand Solutions

Add an active, healthy amenity to offices with **OSP Ascend II™** height-adjustable C-leg style bases available in White & Silver to coordinate with **Systems IN STOCK** workstations. Dual-motor, 3-stage electric bases with 25" H adjustment range include 3-position programmable memory handset, anti-collision with sensitivity adjustment and programmable hi/lo settings.

### Finishes



**SV**  
Silver



**WH**  
White

### Fabric



**01**  
Drift


### Worksurfaces



**URB**  
Urban  
Walnut



**SGW**  
Slate  
Grey



**WHT**  
White



**NAS**  
Natty  
Ash



**ESP**  
Espresso  
*NJ only*



**PCW**  
Park City  
*NJ only*



# SILVER

Adapts to various work environments



**SISTYP301-S1W**

*67" H Panels with Overheads & LED Lighting + 53" H Panels*



**SISTYP302-S1W**

*53" H Panels for seated privacy  
53" H Glass Panels also available*



**SISTYP303-S1W**

*39" H Panels for collaborative work areas*

Panel Widths: 24", 30", 36", 42" & 48" Optional electrical  
24"D Worksurface Widths: 24", 30", 36", 42", 48", 60", 66" & 72"

# WHITE



**SISTYP303GC-W1S**

*39"H Panels with clear glass*



**SISTYP302-WW1S**

*53"H Panels for seated privacy  
53"H Glass Panels also available*



**SISTYP601-W1W**

*67"H Panels with Overheads & LED Lighting*



**SISTYP101-WW1S**

## Helping fast movers move fast

To speed project completion, we simplified system selection. We offer free space planning and specifications services with 24-hour turnaround. Product ships from multiple locations, reducing travel time to your installation. Plus, all items are **IN STOCK** for immediate shipment.

Built to standards familiar to professional installers, **Systems IN STOCK** ensures fast, efficient installation. Panels ship assembled, including the 53"H & 67"H Glass panels, which feature tempered glass and contoured, extruded aluminum frames for elegant appearance.



**SISTYP204G-WW1S**

*Featuring frosted glass and white raceways.*



White finish panels available with black or white raceway covers at no upcharge.

**SISTYP923-W1U**

## Metal Files

Complete your office with full-featured, commercial-grade 36"W metal lateral files in matching White & Silver finish. Choose 2, 3, 4 & 5-drawer files with included counterweight and safety interlock system for safe, efficient use.

Full-height drawer boxes and full-extension, steel ball-bearing drawer slides provide lifelong performance. Single-key locking with replaceable lock cores for customized solutions.







## Full-featured, commercial grade

**Systems** *IN STOCK* features a UL Listed & CSA-approved 4-circuit/8-wire electrical system factory-built for this system. Includes 3 utility + 1 dedicated circuits and accommodates up to 40 receptacles per infeed. Large-capacity 4-3/4" x 2" raceway will accommodate today's technology. Available LED lighting reduces energy costs while helping preserve our environment.

Panels feature strong, stress-skin core construction, resulting in lightweight durability for panels of all heights and widths. Overhead shelves and flipper door cabinets are constructed with 100% metal materials and are fully supported by panels when loaded.



### **MMGB4072-B**

This mobile magnetic white glassboard features 40"W x 72" high of write/erase space. Reverse side features grey tackable/acoustical PET felt material. Color magnets, markers and eraser included.



### Soft-Close, Flip-Top Nesting Tables

New T-base design supports 24" & 30" deep tops and accommodates users on both sides of the table. Width-adjustable 43"-55" to support various top widths. Pairs with **Systems** *IN STOCK* worksurfaces. Stylish foot design and round columns.

**SFT4530-SV** Silver (shown right)

**SFT4530-B** Black



Development included extensive structural joint, worksurface-loading and drawer/pedestal operation testing to ANSI/BIFMA standards. The entire system is UL Listed. Electrical components are also UL Recognized components.



### A. Panels - Fabric

67H x 24W	53H x 24W	39H x 24W
67H x 30W	53H x 30W	39H x 30W
67H x 36W	53H x 36W	39H x 36W
67H x 42W	53H x 42W	39H x 42W
67H x 48W	53H x 48W	39H x 48W


### B. Panels - Fabric + Glass

67H x 24W	53H x 24W
67H x 30W	53H x 30W
67H x 36W	53H x 36W
67H x 42W	53H x 42W
67H x 48W	53H x 48W

\*\* White panels available with Black or White raceways

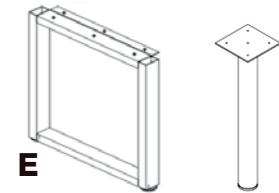
\*\* Raceway covers, end caps and draw rods specified separately

\*\* Non-powered and powered panels available



### C. Connectors - 67, 53 & 39 Heights

2-way 3-Way 4-Way



### D. Worksurfaces

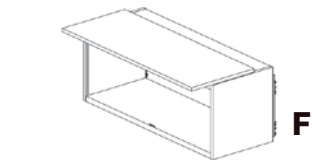
72W x 24D	72W x 30D
66W x 24D	66W x 30D
60W x 24D	60W x 30D
48W x 24D	48W x 30D
42W x 24D	72W x 30D Bullet
36W x 24D	36W x 36D Corner
30W x 24D	42W x 42D Corner
24W x 24D	

### Transaction Counters

72W x 14D
60W x 14D

### Transaction Counter Brackets

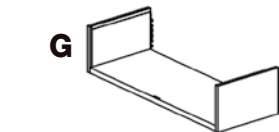
End Bracket
Middle Bracket
Panel/Connector Bracket



### E. Worksurface Support Legs

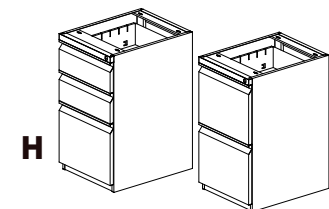
24"D O-Leg	Single Peninsula Leg
30"D O-Leg	

A full selection of panel-hung, worksurface supporting Hardware is available



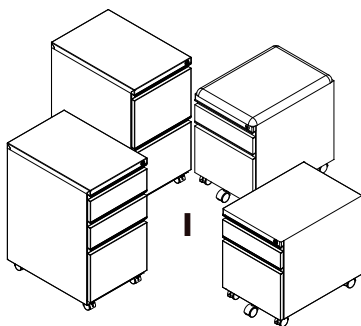
### F. Metal Overhead Storage with Flipper Door

24", 30", 36", 42" & 48" widths



### G. Metal Hanging Shelf

24", 30", 36", 42" & 48" widths



### H. Worksurface Supporting Pedestals (Open Top)

Box/Box/File File/File



### I. Mobile Pedestals (Closed Top)

Box/Box/File	File/File	Box/File	Box/File
w/Casters	w/Casters	w/Cushion+Casters	w/Casters

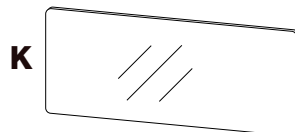


### J. Task Lighting

24"W LED Task Light (connectable)  
24"W Motion LED Task Light (connectable)  
\*\* Motion sensor for auto on/off...power savings

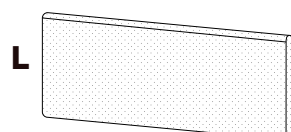
### K. Clear & Frosted Glass 14"H

Mount on Top of Panel  
24"W, 30"W, 36"W, 42"W & 48"W



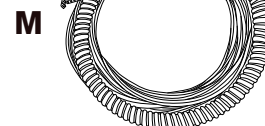
### L. Fabric Tackboards 11.5"H

24", 30", 36", 42" & 48" widths



### M. Power System

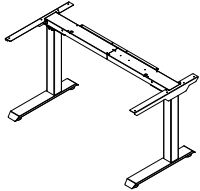
Ceiling Feed & Power Pole  
Base Feeds - Left & Right  
Power Bars & Jumpers  
Receptacles



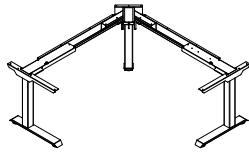
# OSP Ascend II™ Sit-Stand Solutions

Pairs with Systems – no custom worksurfaces required. All-steel frames and dual electric motor bases meet UL962 and ANSI/BIFMA. 5-year warranty.

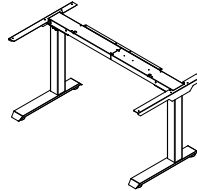
Width-adjustability:  
2-Leg: 46.7" - 70.4"  
3-Leg: 54.5" - 70.7"  
Sound level under 45DB without load  
36mm/s 0-100 lbs. load, 32mm/s 100+ load  
Hi/lo settings & adjustable anti-collision standard



**A2EB322-xx**  
3-Stage/2-Leg  
CU:3.0 WT:77



**A2EB333-xx**  
3-Stage/3-Leg  
CU:3.3 WT:110




**A2EB222-x**  
2-Stage/2-Leg  
CU:3.0 WT:77  
*\*Not available in Black*

Base (without top)	Height Range	Load Capacity	High/Low Position
A2EB322	25.4"	220 lb.	50" / 24.7"
A2EB333	25.4"	300 lb.	50" / 24.7"
A2EB222	17"	175 lb.	44.5" / 27.5"



Black (B)



Silver (SV)



White (WH)

**More height adjustable options available!**



Gas-assist **Monitor Arms** with 3-point adjustment further individualize workplace ergonomics. Arms support 17"-30" monitors.



Easy-reach dual USB 3.0 ports




Cable Management


Model#	Description
A2MAS1730	Single Monitor Arm with Dual USB 3.0 Ports
A2MAD1730	Double Monitor Arm with Dual USB 3.0 Ports



Black (BK)



Silver (SV)



White (WH)

## Desktop Power Chargers USB Type C & A • (3) A/C • White or Black




**PM5311W**  
Clamp Mount  
Fits 1/2" - 1-1/2" surfaces

**PM8311W**  
Undersurface Mount





# Systems IN STOCK



For additional flexibility, we can now fabricate SYS panels in any fabrics, including your C.O.M. through our **Systems MADE-TO-ORDER** program. Additional paint finishes are available. Segmented panel appearance. 85”H panels. Custom tops, pedestals and storage units in 30+ additional laminates.

#### Corporate Office & Warehouse

P.O. Box 3520, Ontario, CA 91761

p: 909.930.2000 | 800.950.7262 (outside US)

f: 909.930.5346 | [www.officestar.net](http://www.officestar.net)

#### East Coast Distribution Center

1 Oxford Drive, Moonachie, NJ 07074

p: 201.393.0900 | 800.872.3375

f: 201.393.0955 | [www.officestar.net](http://www.officestar.net)

